



FUN CUP RACE DAY

Oulton Park International

11th October 2008



Results Provided by Timing Solutions Ltd
www.tsl-timing.com

BRSCC Dunlop TVR Challenge

QUALIFYING - RACE 1 - CLASSIFICATION

POS	NO	CL	NAME	ENTRY	TIME	ON	LAPS	GAP	DIFF	MPH
1	14	A	Marc HOCKIN	TVR Tuscan	1:46.283	5	6			91.18
2	99	B	Michael SAUNDERS	TVR Cerbera	1:46.285	8	10	0.002	0.002	91.18
3	43	A	Warren GILBERT	TVR Challenge A)	1:47.335	9	9	1.052	1.050	90.29
4	23	A	Fred TONGE	TVR Sagaris V8	1:47.720	9	9	1.437	0.385	89.96
5	1	A	Sam HEAD	TVR Tuscan	1:48.269	7	10	1.986	0.549	89.51
6	8	A	Neil SAMPSON	TVR Tuscan	1:49.307	5	8	3.024	1.038	88.66
7	11	A	Steve GLYNN	TVR Sagaris V8	1:49.771	8	10	3.488	0.464	88.28
8	20	A	Dean COOK	TVR Tuscan	1:51.175	7	8	4.892	1.404	87.17
9	9	B	Richard WRIGHT	TVR Tuscan	1:51.209	4	6	4.926	0.034	87.14
10	3	A	Hugh MARSHALL	TVR Tuscan	1:51.486	9	10	5.203	0.277	86.92
11	58	A	Darren SMITH	TVR Tuscan	1:51.491	9	9	5.208	0.005	86.92
12	4	A	Steven HALL	TVR Tasmin	1:54.509	5	9	8.226	3.018	84.63
13	42	B	Tony ABRAMS	TVR Tuscan Challenge	1:56.902	9	9	10.619	2.393	82.90
14	27	B	Cliff JOBSON	TVR T350R	1:57.096	6	7	10.813	0.194	82.76
15	17	C	Michael HOLDEN	TVR Tasmin	2:01.243	5	9	14.960	4.147	79.93
16	77	B	Owen O'NEILL	TVR Griffith	2:01.320	2	2	15.037	0.077	79.88
17	33	B	Tim BROUGHTON	TVR Tasmin	2:02.632	6	8	16.349	1.312	79.02
18	44	A	Gary LANCASHIRE	TVR Tuscan	2:06.337	8	8	20.054	3.705	76.70
19	88	C	Keith VAUGHAN-WILLIA	TVR Tasmin	2:07.301	5	8	21.018	0.964	76.12
20	50	C	John SIMPSON	TVR 3000M	2:08.541	5	6	22.258	1.240	75.39
21	22	C	Tim DAVIS	TVR Tasmin	2:08.542	9	9	22.259	0.001	75.39
22	24	C	David CHANT	TVR Tasmin	2:10.693	5	7	24.410	2.151	74.15
23	36	B	Geoff PARKINSON	TVR Tuscan	2:10.699	3	7	24.416	0.006	74.14
24	16	B	Philip DICKINSON	TVR Tuscan	2:13.061	4	4	26.778	2.362	72.83

Car 50 Please fit Transponder.

Weather / Track : Cloudy / Dry

These results are provisional until the conclusion of any judicial and technical matters.

Oulton Park International
Circuit Length = 2.6920 miles
Start: 08:32 End: 08:54

Clerk of Course :		Timekeeper :
-------------------	--	--------------

BRSCC Dunlop TVR Challenge

QUALIFYING - RACE 1 - LAP ANALYSIS

1	Sam HEAD TVR Tuscan						
1 -	2:07.928	+ 19.659	8:35:13.131	6 -	1:50.552	+ 2.283	8:44:39.490
2 -	1:50.510	+ 2.241	8:37:03.641	7 -	1:48.269		8:46:27.759
3 -	2:05.710	+ 17.441	8:39:09.351	8 -	2:18.360 P	+ 30.091	8:48:46.119
4 -	1:49.303	+ 1.034	8:40:58.654	9 -	3:06.462	+ 1:18.193	8:51:52.581
5 -	1:50.284	+ 2.015	8:42:48.938	10 -	1:49.140	+ 0.871	8:53:41.721
3	Hugh MARSHALL TVR Tuscan						
1 -	2:20.753	+ 29.267	8:35:46.211	6 -	1:53.471	+ 1.985	8:45:19.450
2 -	1:57.925	+ 6.439	8:37:44.136	7 -	1:56.450	+ 4.964	8:47:15.900
3 -	1:54.365	+ 2.879	8:39:38.501	8 -	1:52.113	+ 0.627	8:49:08.013
4 -	1:55.163	+ 3.677	8:41:33.664	9 -	1:51.486		8:50:59.499
5 -	1:52.315	+ 0.829	8:43:25.979	10 -	2:06.760	+ 15.274	8:53:06.259
4	Steven HALL TVR Tasmin						
1 -	2:22.443	+ 27.934	8:36:19.187	6 -	1:54.685	+ 0.176	8:46:34.074
2 -	2:18.969	+ 24.460	8:38:38.156	7 -	1:54.990	+ 0.481	8:48:29.064
3 -	2:06.614	+ 12.105	8:40:44.770	8 -	2:03.477	+ 8.968	8:50:32.541
4 -	2:00.110	+ 5.601	8:42:44.880	9 -	2:08.625	+ 14.116	8:52:41.166
5 -	1:54.509		8:44:39.389				
8	Neil SAMPSON TVR Tuscan						
1 -	2:29.374	+ 40.067	8:36:09.138	5 -	1:49.307		8:48:07.550
2 -	1:59.325	+ 10.018	8:38:08.463	6 -	1:50.443	+ 1.136	8:49:57.993
3 -	6:19.168	+ 4:29.861	8:44:27.631	7 -	1:55.232	+ 5.925	8:51:53.225
4 -	1:50.612	+ 1.305	8:46:18.243	8 -	1:54.846	+ 5.539	8:53:48.071
9	Richard WRIGHT TVR Tuscan						
1 -	2:21.699	+ 30.490	8:35:50.339	4 -	1:51.209		8:46:03.460
2 -	6:30.633	+ 4:39.424	8:42:20.972	5 -	1:51.231	+ 0.022	8:47:54.691
3 -	1:51.279	+ 0.070	8:44:12.251	6 -	2:03.070 P	+ 11.861	8:49:57.761
11	Steve GLYNN TVR Sagaris V8						
1 -	2:17.544	+ 27.773	8:36:02.551	6 -	1:50.674	+ 0.903	8:45:26.719
2 -	1:57.253	+ 7.482	8:37:59.804	7 -	1:54.113	+ 4.342	8:47:20.832
3 -	1:54.998	+ 5.227	8:39:54.802	8 -	1:49.771		8:49:10.603
4 -	1:51.318	+ 1.547	8:41:46.120	9 -	1:50.259	+ 0.488	8:51:00.862
5 -	1:49.925	+ 0.154	8:43:36.045	10 -	1:49.778	+ 0.007	8:52:50.640
14	Marc HOCKIN TVR Tuscan						
1 -	2:20.863	+ 34.580	8:36:08.044	4 -	9:29.189	+ 7:42.906	8:49:23.701
2 -	1:55.220	+ 8.937	8:38:03.264	5 -	1:46.283		8:51:09.984
3 -	1:51.248	+ 4.965	8:39:54.512	6 -	1:51.993 P	+ 5.710	8:53:01.977
16	Philip DICKINSON TVR Tuscan						
1 -	2:38.259	+ 25.198	8:36:38.533	3 -	2:14.008	+ 0.947	8:41:09.623
2 -	2:17.082	+ 4.021	8:38:55.615	4 -	2:13.061		8:43:22.684
17	Michael HOLDEN TVR Tasmin						
1 -	2:30.561	+ 29.318	8:35:51.493	6 -	2:33.781 P	+ 32.538	8:46:41.100
2 -	2:06.782	+ 5.539	8:37:58.275	7 -	2:52.652	+ 51.409	8:49:33.752
3 -	2:05.074	+ 3.831	8:40:03.349	8 -	2:01.441	+ 0.198	8:51:35.193
4 -	2:02.727	+ 1.484	8:42:06.076	9 -	2:04.542	+ 3.299	8:53:39.735
5 -	2:01.243		8:44:07.319				
20	Dean COOK TVR Tuscan						
1 -	2:22.749	+ 31.574	8:36:15.926	5 -	1:53.959	+ 2.784	8:44:06.899
2 -	2:02.307	+ 11.132	8:38:18.233	6 -	1:53.548	+ 2.373	8:46:00.447
3 -	1:58.296	+ 7.121	8:40:16.529	7 -	1:51.175		8:47:51.622
4 -	1:56.411	+ 5.236	8:42:12.940	8 -	2:01.012 P	+ 9.837	8:49:52.634

Car 50 Please fit Transponder.

Weather / Track : Cloudy / Dry

www.tsl-timing.com

Oulton Park International
Circuit Length = 2.6920 miles
Start: 08:32 End: 08:54

BRSCC Dunlop TVR Challenge

QUALIFYING - RACE 1 - LAP ANALYSIS

22	Tim DAVIS		TVR Tasmin				
1 -	2:39.959	+ 31.417	8:35:54.717	6 -	2:13.628	+ 5.086	8:47:26.982
2 -	2:26.371	+ 17.829	8:38:21.088	7 -	2:12.579	+ 4.037	8:49:39.561
3 -	2:19.704	+ 11.162	8:40:40.792	8 -	2:09.161	+ 0.619	8:51:48.722
4 -	2:17.710	+ 9.168	8:42:58.502	9 -	2:08.542		8:53:57.264
5 -	2:14.852	+ 6.310	8:45:13.354				
23	Fred TONGE		TVR Sagaris V8				
1 -	2:37.384	+ 49.664	8:36:12.537	6 -	1:50.478	+ 2.758	8:45:40.788
2 -	2:03.594	+ 15.874	8:38:16.131	7 -	1:48.566	+ 0.846	8:47:29.354
3 -	1:52.565	+ 4.845	8:40:08.696	8 -	1:48.076	+ 0.356	8:49:17.430
4 -	1:50.878	+ 3.158	8:41:59.574	9 -	1:47.720		8:51:05.150
5 -	1:50.736 D	+ 3.016	8:43:50.310				
24	David CHANT		TVR Tasmin				
1 -	2:48.214	+ 37.521	8:36:11.589	5 -	2:10.693		8:45:10.024
2 -	2:19.834	+ 9.141	8:38:31.423	6 -	2:14.332	+ 3.639	8:47:24.356
3 -	2:10.954	+ 0.261	8:40:42.377	7 -	3:03.372 P	+ 52.679	8:50:27.728
4 -	2:16.954	+ 6.261	8:42:59.331				
27	Cliff JOBSON		TVR T350R				
1 -	2:15.387	+ 18.291	8:35:28.850	5 -	1:58.258	+ 1.162	8:43:28.871
2 -	2:04.352	+ 7.256	8:37:33.202	6 -	1:57.096		8:45:25.967
3 -	1:59.207	+ 2.111	8:39:32.409	7 -	2:22.970 P	+ 25.874	8:47:48.937
4 -	1:58.204	+ 1.108	8:41:30.613				
33	Tim BROUGHTON		TVR Tasmin				
1 -	2:20.074	+ 17.442	8:36:21.536	5 -	2:06.638	+ 4.006	8:45:02.684
2 -	2:19.109	+ 16.477	8:38:40.645	6 -	2:02.632		8:47:05.316
3 -	2:07.295	+ 4.663	8:40:47.940	7 -	2:04.297	+ 1.665	8:49:09.613
4 -	2:08.106	+ 5.474	8:42:56.046	8 -	2:06.933	+ 4.301	8:51:16.546
36	Geoff PARKINSON		TVR Tuscan				
1 -	2:25.402	+ 14.703	8:36:17.340	5 -	2:11.807	+ 1.108	8:45:07.003
2 -	2:15.317	+ 4.618	8:38:32.657	6 -	2:30.901	+ 20.202	8:47:37.904
3 -	2:10.699		8:40:43.356	7 -	2:54.662 P	+ 43.963	8:50:32.566
4 -	2:11.840	+ 1.141	8:42:55.196				
42	Tony ABRAMS		TVR Tuscan Challenge				
1 -	2:33.261	+ 36.359	8:36:15.462	6 -	1:57.521	+ 0.619	8:46:19.353
2 -	2:09.763	+ 12.861	8:38:25.225	7 -	1:57.046	+ 0.144	8:48:16.399
3 -	1:58.655	+ 1.753	8:40:23.880	8 -	1:57.439	+ 0.537	8:50:13.838
4 -	1:58.986	+ 2.084	8:42:22.866	9 -	1:56.902		8:52:10.740
5 -	1:58.966	+ 2.064	8:44:21.832				
43	Warren GILBERT		TVR Challenge A)				
1 -	1:52.211	+ 4.876	8:37:03.037	6 -	2:00.597 P	+ 13.262	8:46:29.263
2 -	1:49.487	+ 2.152	8:38:52.524	7 -	3:01.894	+ 1:14.559	8:49:31.157
3 -	1:53.187	+ 5.852	8:40:45.711	8 -	1:48.877	+ 1.542	8:51:20.034
4 -	1:54.019	+ 6.684	8:42:39.730	9 -	1:47.335		8:53:07.369
5 -	1:48.936	+ 1.601	8:44:28.666				
44	Gary LANCASHIRE		TVR Tuscan				
1 -	2:43.572	+ 37.235	8:36:14.916	5 -	2:10.262	+ 3.925	8:45:12.569
2 -	2:21.146	+ 14.809	8:38:36.062	6 -	2:09.816	+ 3.479	8:47:22.385
3 -	2:15.218	+ 8.881	8:40:51.280	7 -	2:06.930	+ 0.593	8:49:29.315
4 -	2:11.027	+ 4.690	8:43:02.307	8 -	2:06.337		8:51:35.652
50	John SIMPSON		TVR 3000M				
1 -	2:27.553	+ 19.012	8:38:25.226	4 -	2:10.212	+ 1.671	8:45:35.236
2 -	2:41.265	+ 32.724	8:41:06.491	5 -	2:08.541		8:47:43.777
3 -	2:18.533	+ 9.992	8:43:25.024	6 -	2:22.017 P	+ 13.476	8:50:05.794

Car 50 Please fit Transponder.

Weather / Track : Cloudy / Dry

www.tsl-timing.com

Oulton Park International
Circuit Length = 2.6920 miles
Start: 08:32 End: 08:54

BRSCC Dunlop TVR Challenge
QUALIFYING - RACE 1 - LAP ANALYSIS


58	Darren SMITH		TVR Tuscan				
1 -	2:26.840	+ 35.349	8:36:15.681	6 -	1:51.889	+ 0.398	8:45:51.746
2 -	2:03.139	+ 11.648	8:38:18.820	7 -	1:52.032	+ 0.541	8:47:43.778
3 -	1:55.567	+ 4.076	8:40:14.387	8 -	1:53.333	+ 1.842	8:49:37.111
4 -	1:52.524	+ 1.033	8:42:06.911	9 -	1:51.491		8:51:28.602
5 -	1:52.946	+ 1.455	8:43:59.857				
77	Owen O'NEILL		TVR Griffith				
1 -	2:11.424	+ 10.104	8:35:22.635	2 -	2:01.320		8:37:23.955
88	Keith VAUGHAN-WILLIA		TVR Tasmin				
1 -	2:56.224	+ 48.923	8:36:16.014	5 -	2:07.301		8:45:14.084
2 -	2:26.890	+ 19.589	8:38:42.904	6 -	2:10.613	+ 3.312	8:47:24.697
3 -	2:13.942	+ 6.641	8:40:56.846	7 -	2:08.359	+ 1.058	8:49:33.056
4 -	2:09.937	+ 2.636	8:43:06.783	8 -	2:07.516	+ 0.215	8:51:40.572
99	Michael SAUNDERS		TVR Cerbera				
1 -	2:15.481	+ 29.196	8:35:25.134	6 -	1:57.282	+ 10.997	8:45:02.865
2 -	2:03.719	+ 17.434	8:37:28.853	7 -	1:54.663	+ 8.378	8:46:57.528
3 -	1:55.802	+ 9.517	8:39:24.655	8 -	1:46.285		8:48:43.813
4 -	1:51.039	+ 4.754	8:41:15.694	9 -	1:46.605	+ 0.320	8:50:30.418
5 -	1:49.889	+ 3.604	8:43:05.583	10 -	2:14.864 P	+ 28.579	8:52:45.282

Car 50 Please fit Transponder.

Weather / Track : Cloudy / Dry

BRSCC Dunlop TVR Challenge

RACE 1 - GRID

ROW 12	2:10.699 36 Geoff PARKINSON	2:13.061 16 Philip DICKINSON
ROW 11	2:08.542 22 Tim DAVIS	2:10.693 24 David CHANT
ROW 10	2:07.301 88 Keith VAUGHAN-WILLIA	2:08.541 50 John SIMPSON
ROW 9	2:02.632 33 Tim BROUGHTON	2:06.337 44 Gary LANCASHIRE
ROW 8	2:01.243 17 Michael HOLDEN	2:01.320 77 Owen O'NEILL
ROW 7	1:56.902 42 Tony ABRAMS	1:57.096 27 Cliff JOBSON
ROW 6	1:51.491 58 Darren SMITH	1:54.509 4 Steven HALL
ROW 5	1:51.209 9 Richard WRIGHT	1:51.486 3 Hugh MARSHALL
ROW 4	1:49.771 11 Steve GLYNN	1:51.175 20 Dean COOK
ROW 3	1:48.269 1 Sam HEAD	1:49.307 8 Neil SAMPSON
ROW 2	1:47.335 43 Warren GILBERT	1:47.720 23 Fred TONGE
ROW 1	1:46.283 14 Marc HOCKIN	1:46.285 99 Michael SAUNDERS
Pole		
		

Oulton Park International
Circuit Length = 2.6920 miles

These results are provisional until the conclusion of any judicial and technical matters.

Clerk of Course :		Timekeeper :
-------------------	--	--------------

BRSCC Dunlop TVR Challenge

RACE 1 - CLASSIFICATION

POS	NO	CL	NAME	ENTRY	LAPS	TIME	GAP	DIFF	MPH	BEST	ON
1	14	A	Marc HOCKIN	TVR Tuscan	10	18:00.558			89.68	1:45.776	3
2	1	A	Sam HEAD	TVR Tuscan	10	18:16.346	15.788	15.788	88.39	1:47.009	3
3	20	A	Dean COOK	TVR Tuscan	10	18:19.474	18.916	3.128	88.14	1:47.144	10
4	99	B	Michael SAUNDERS	TVR Cerbera	10	18:21.273	20.715	1.799	88.00	1:46.753	4
5	43	A	Warren GILBERT	TVR Tuscan	10	18:21.794	21.236	0.521	87.95	1:47.512	9
6	11	A	Steve GLYNN	TVR Sagaris V8	10	18:30.859	30.301	9.065	87.24	1:48.444	6
7	23	A	Fred TONGE	TVR Sagaris V8	10	18:34.114	33.556	3.255	86.98	1:47.648	10
8	58	A	Darren SMITH	TVR Tuscan	10	18:34.991	34.433	0.877	86.91	1:48.140	10
9	3	A	Hugh MARSHALL	TVR Tuscan	10	19:00.246	59.688	25.255	84.99	1:50.332	10
10	42	B	Tony ABRAMS	TVR Tuscan Challenge	10	19:39.061	1:38.503	38.815	82.19	1:55.658	9
11	17	C	Michael HOLDEN	TVR Tasmin	9	18:09.532	1 lap	1 lap	80.05	1:58.453	9
12	77	B	Owen O'NEILL	TVR Griffith	9	18:16.926	1 lap	7.394	79.51	1:58.536	5
13	33	B	Tim BROUGHTON	TVR Tasmin	9	18:27.118	1 lap	10.192	78.78	2:00.938	5
14	44	A	Gary LANCASHIRE	TVR Tuscan	9	18:52.621	1 lap	25.503	77.00	2:01.733	9
15	88	C	Keith VAUGHAN-WILLIA	TVR Tasmin	9	19:19.344	1 lap	26.723	75.23	2:05.396	4
16	24	C	David CHANT	TVR Tasmin	9	19:19.522	1 lap	0.178	75.22	2:03.019	7
17	22	C	Tim DAVIS	TVR Tasmin	9	19:20.505	1 lap	0.983	75.15	2:05.575	6
18	50	C	John SIMPSON	TVR 3000M	9	19:24.004	1 lap	3.499	74.93	2:04.148	9
19	36	B	Geoff PARKINSON	TVR Tuscan	9	19:43.115	1 lap	19.111	73.72	2:06.526	5

NOT CLASSIFIED

DNF	9	A	Richard WRIGHT	TVR Tuscan	6	11:29.786	4 laps	3 laps	84.29	1:50.440	4
DNF	4	A	Steven HALL	TVR Tasmin	0						
DNF	8	A	Neil SAMPSON	TVR Tuscan	0						
DNF	16	B	Philip DICKINSON	TVR Tuscan	8	17:24.013	2 laps	0.000	74.26	2:04.477	3
DNF	27	B	Cliff JOBSON	TVR T350R	0						

FASTEST LAP

14	A	Marc HOCKIN	TVR Tuscan	3	1:45.776	91.62 mph	147.44 kph
99	B	Michael SAUNDERS	TVR Cerbera	4	1:46.753	90.78 mph	146.10 kph
17	C	Michael HOLDEN	TVR Tasmin	9	1:58.453	81.81 mph	131.66 kph

Weather / Track : Cloudy / Dry

These results are provisional until the conclusion of any judicial and technical matters.

Oulton Park International
Circuit Length = 2.6920 miles
Start: 11:14 End: 11:33

Clerk of Course :

Timekeeper :

BRSCC Dunlop TVR Challenge

RACE 1 - LAP CHART

Lap 1			Lap 2			Lap 3			Lap 4			Lap 5		
No	Behind	Laptime	No	Behind	Laptime	No	Behind	Laptime	No	Behind	Laptime	No	Behind	Laptime
14		1:55.930	14		1:48.507	14		1:45.776	14		1:47.340	14		1:46.413
99	2.496	1:58.426	1	5.950	1:51.328	1	7.183	1:47.009	1	7.972	1:48.129	1	8.733	1:47.174
1	3.129	1:59.059	20	7.380	1:52.540	20	10.458	1:48.854	20	11.118	1:48.000	20	13.035	1:48.330
20	3.347	1:59.277	99	7.744	1:53.755	43	12.474	1:50.003	99	12.671	1:46.753	99	13.619	1:47.361
23	3.740	1:59.670	43	8.247	1:52.859	99	13.258	1:51.290	43	13.997	1:48.863	43	16.107	1:48.523
43	3.895	1:59.825	11	8.726	1:52.374	11	13.628	1:50.678	11	15.058	1:48.770	11	17.472	1:48.827
11	4.859	2:00.789	23	9.481	1:54.248	23	14.237	1:50.532	23	16.906	1:50.009	23	19.763	1:49.270
9	5.214	2:01.144	9	10.080	1:53.373	9	15.168	1:50.864	9	18.268	1:50.440	9	23.232	1:51.377
3	6.330	2:02.260	3	10.804	1:52.981	3	16.581	1:51.553	58	18.851	1:49.259	58	23.516	1:51.078
58	6.594	2:02.524	58	11.413	1:53.326	58	16.932	1:51.295	3	31.363	2:02.122	3	38.539	1:53.589
42	12.080	2:08.010	42	22.690	1:59.117	42	34.108	1:57.194	42	43.570	1:56.802	42	54.563	1:57.406
33	15.689	2:11.619	17	29.322	2:01.023	17	43.888	2:00.342	17	55.441	1:58.893	17	1:09.250	2:00.222
17	16.806	2:12.736	33	29.506	2:02.324	33	45.941	2:02.211	33	1:00.834	2:02.233	33	1:15.359	2:00.938
77	20.994	2:16.924	77	35.334	2:02.847	77	51.471	2:01.913	77	1:03.400	1:59.269	77	1:15.523	1:58.536
22	23.501	2:19.431	44	41.696	2:05.392	44	59.915	2:03.995	44	1:16.811	2:04.236	44	1:32.568	2:02.170
44	24.811	2:20.741	16	42.629	2:05.796	16	1:01.330	2:04.477	16	1:20.264	2:06.274	16	1:39.508	2:05.657
16	25.340	2:21.270	22	46.532	2:11.538	88	1:10.398	2:07.437	88	1:28.454	2:05.396			
36	26.392	2:22.322	88	48.737	2:09.888	22	1:10.726	2:09.970	22	1:29.622	2:06.236			
88	27.356	2:23.286	36	49.731	2:11.846	36	1:13.348	2:09.393	36	1:33.716	2:07.708			
50	28.834	2:24.764	24	50.981	2:10.419	24	1:13.730	2:08.525	24	1:34.396	2:08.006			
24	29.069	2:24.999	50	51.122	2:10.795	50	1:14.308	2:08.962	50	1:35.959	2:08.991			


BRSCC Dunlop TVR Challenge

RACE 1 - LAP CHART

Lap 6			Lap 7			Lap 8			Lap 9			Lap 10		
No	Behind	Laptime	No	Behind	Laptime	No	Behind	Laptime	No	Behind	Laptime	No	Behind	Laptime
14		1:47.794	14		1:47.107	14		1:46.132	14		1:47.288	14		1:48.271
88	1 LAP	2:06.627	44	1 LAP	2:03.532	1	14.076	1:48.849	77	1 LAP	2:00.056	17	1 LAP	1:58.453
22	1 LAP	2:06.359	1	11.359	1:50.312	20	19.086	1:47.921	33	1 LAP	2:04.068	1	15.788	1:49.567
36	1 LAP	2:06.526	16	1 LAP	2:07.185	99	19.613	1:47.790	1	14.492	1:47.704	77	1 LAP	1:58.988
24	1 LAP	2:06.324	20	17.297	1:51.378	43	21.391	1:47.856	20	20.043	1:48.245	20	18.916	1:47.144
50	1 LAP	2:05.527	99	17.955	1:51.332	44	1 LAP	2:06.479	99	21.327	1:49.002	99	20.715	1:47.659
1	8.154	1:47.215	88	1 LAP	2:05.867	11	24.607	1:49.597	43	21.615	1:47.512	43	21.236	1:47.892
20	13.026	1:47.785	43	19.667	1:50.732	23	32.770	1:52.224	11	27.281	1:49.962	33	1 LAP	2:01.335
99	13.730	1:47.905	22	1 LAP	2:05.575	58	33.650	1:50.714	23	34.179	1:48.697	11	30.301	1:51.291
43	16.042	1:47.729	11	21.142	1:50.127	16	1 LAP	2:10.187	58	34.564	1:48.202	23	33.556	1:47.648
11	18.122	1:48.444	23	26.678	1:52.274	88	1 LAP	2:07.481	44	1 LAP	2:04.343	58	34.433	1:48.140
23	21.511	1:49.542	24	1 LAP	2:08.186	22	1 LAP	2:08.407	3	57.627	1:52.506	44	1 LAP	2:01.733
58	27.343	1:51.621	58	29.068	1:48.832	24	1 LAP	2:03.019	88	1 LAP	2:06.910	3	59.688	1:50.332
9	38.026	2:02.588	36	1 LAP	2:10.606	50	1 LAP	2:04.694	24	1 LAP	2:03.857	88	1 LAP	2:06.452
3	42.934	1:52.189	50	1 LAP	2:10.795	3	52.409	1:51.548	22	1 LAP	2:06.390	24	1 LAP	2:06.187
42	1:03.196	1:56.427	3	46.993	1:51.166	36	1 LAP	2:11.051	50	1 LAP	2:05.328	22	1 LAP	2:06.599
17	1:20.825	1:59.369	42	1:12.262	1:56.173	42	1:22.675	1:56.545	16	1 LAP	2:23.167 P	50	1 LAP	2:04.148
77	1:26.943	1:59.214	17	1:33.085	1:59.367	17	1:46.080	1:59.127	36	1 LAP	2:11.094	42	1:38.503	1:55.729
33	1:28.918	2:01.353	77	1:39.015	1:59.179				42	1:31.045	1:55.658	36	1 LAP	2:12.569
			33	1:42.848	2:01.037									

BRSCC Dunlop TVR Challenge

RACE 4 - GRID

ROW 12	27 Cliff JOBSON	9 Richard WRIGHT
ROW 11	4 Steven HALL	8 Neil SAMPSON
ROW 10	36 Geoff PARKINSON	16 Philip DICKINSON
ROW 9	22 Tim DAVIS	50 John SIMPSON
ROW 8	88 Keith VAUGHAN-WILLIA	24 David CHANT
ROW 7	33 Tim BROUGHTON	44 Gary LANCASHIRE
ROW 6	17 Michael HOLDEN	77 Owen O'NEILL
ROW 5	3 Hugh MARSHALL	42 Tony ABRAMS
ROW 4	23 Fred TONGE	58 Darren SMITH
ROW 3	43 Warren GILBERT	11 Steve GLYNN
ROW 2	20 Dean COOK	99 Michael SAUNDERS
ROW 1	14 Marc HOCKIN	1 Sam HEAD
Pole		
		

Oulton Park International
Circuit Length = 2.6920 miles

These results are provisional until the conclusion of any judicial and technical matters.

Clerk of Course :		Timekeeper :

BRSCC Dunlop TVR Challenge

RACE 4 - CLASSIFICATION

POS	NO	CL	NAME	ENTRY	LAPS	TIME	GAP	DIFF	MPH	BEST	ON
1	14	A	Marc HOCKIN	TVR Tuscan	10	17:48.748			90.67	1:45.365	3
2	20	A	Dean COOK	TVR Tuscan	10	18:12.636	23.888	23.888	88.69	1:46.825	2
3	43	A	Warren GILBERT	TVR Tuscan	10	18:14.637	25.889	2.001	88.53	1:47.928	10
4	23	A	T HOOD	TVR Sagaris V8	10	18:15.702	26.954	1.065	88.44	1:45.857	3
5	11	A	Steve GLYNN	TVR Sagaris V8	10	18:23.326	34.578	7.624	87.83	1:49.035	3
6	9	A	Richard WRIGHT	TVR Tuscan	10	18:23.709	34.961	0.383	87.80	1:47.438	9
7	58	A	Darren SMITH	TVR Tuscan	10	18:39.647	50.899	15.938	86.55	1:48.735	3
8	3	A	Hugh MARSHALL	TVR Tuscan	10	18:40.336	51.588	0.689	86.50	1:49.249	7
9	4	A	Steven HALL	TVR Tasmin	10	19:31.487	1:42.739	51.151	82.72	1:53.305	5
10	42	B	Tony ABRAMS	TVR Tuscan Challenge	10	19:32.057	1:43.309	0.570	82.68	1:54.608	8
11	99	B	Michael SAUNDERS	TVR Cerbera	10	19:43.041	1:54.293	10.984	81.91	1:55.007	6
12	77	B	Owen O'NEILL	TVR Griffith	9	18:03.571	1 lap	1 lap	80.49	1:57.448	6
13	33	B	Tim BROUGHTON	TVR Tasmin	9	18:08.337	1 lap	4.766	80.14	1:58.345	6
14	44	A	Gary LANCASHIRE	TVR Tuscan	9	18:46.386	1 lap	38.049	77.43	2:02.806	3
15	50	C	John SIMPSON	TVR 3000M	9	19:06.625	1 lap	20.239	76.06	2:03.248	6
16	24	C	David CHANT	TVR Tasmin	9	19:13.412	1 lap	6.787	75.62	2:04.625	2
17	22	C	Tim DAVIS	TVR Tasmin	9	19:14.157	1 lap	0.745	75.57	2:04.065	8
18	36	B	Geoff PARKINSON	TVR Tuscan	9	19:18.578	1 lap	4.421	75.28	2:05.514	8
19	88	C	Keith VAUGHAN-WILLIA	TVR Tasmin	9	19:19.213	1 lap	0.635	75.24	2:05.166	8

NOT CLASSIFIED

DNF	1	A	Sam HEAD	TVR Tuscan	1	2:03.815	9 laps	8 laps	78.27
-----	---	---	----------	------------	---	----------	--------	--------	-------

FASTEST LAP

14	A	Marc HOCKIN	TVR Tuscan	3	1:45.365	91.97 mph	148.02 kph
50	C	John SIMPSON	TVR 3000M	6	2:03.248	78.63 mph	126.54 kph
42	B	Tony ABRAMS	TVR Tuscan Challenge	8	1:54.608	84.56 mph	136.08 kph

Weather / Track : Cloudy / Dry

These results are provisional until the conclusion of any judicial and technical matters.

Oulton Park International
Circuit Length = 2.6920 miles
Start: 13:00 End: 13:20

Clerk of Course :

Timekeeper :

BRSCC Dunlop TVR Challenge

RACE 4 - LAP CHART

Lap 1			Lap 2			Lap 3			Lap 4			Lap 5		
No	Behind	Laptime	No	Behind	Laptime	No	Behind	Laptime	No	Behind	Laptime	No	Behind	Laptime
14		1:50.378	14		1:45.624	14		1:45.365	14		1:45.667	14		1:46.456
20	1.855	1:52.233	20	3.056	1:46.825	20	4.543	1:46.852	20	7.862	1:48.986	20	11.858	1:50.452
43	6.466	1:56.844	43	9.680	1:48.838	43	13.697	1:49.382	11	17.716	1:49.551	23	18.332	1:46.363
11	6.645	1:57.023	11	10.162	1:49.141	11	13.832	1:49.035	43	18.217	1:50.187	43	20.640	1:48.879
58	7.213	1:57.591	58	11.047	1:49.458	58	14.417	1:48.735	23	18.425	1:49.132	11	21.641	1:50.381
99	7.748	1:58.126	23	14.468	1:47.839	23	14.960	1:45.857	58	18.916	1:50.166	9	29.100	1:48.427
23	12.253	2:02.631	99	20.674	1:58.550	9	24.473	1:49.084	9	27.129	1:48.323	58	35.013	2:02.553
1	13.437	2:03.815	9	20.754	1:51.118	3	27.661	1:50.528	3	32.467	1:50.473	3	37.209	1:51.198
9	15.260	2:05.638	3	22.498	1:51.996	42	42.133	1:57.811	42	53.218	1:56.752	42	1:02.632	1:55.870
33	15.279	2:05.657	42	29.687	1:59.554	99	42.785	2:07.476	99	54.227	1:57.109	99	1:04.328	1:56.557
42	15.757	2:06.135	33	29.849	2:00.194	33	46.035	2:01.551	4	59.284	1:54.405	4	1:06.133	1:53.305
3	16.126	2:06.504	77	35.032	2:01.230	77	48.872	1:59.205	33	59.319	1:58.951	33	1:14.109	2:01.246
77	19.426	2:09.804	44	39.486	2:02.945	4	50.546	1:54.106	77	1:03.013	1:59.808	77	1:15.447	1:58.890
44	22.165	2:12.543	4	41.805	1:59.774	44	56.927	2:02.806	44	1:14.985	2:03.725	44	1:32.102	2:03.573
24	22.871	2:13.249	24	41.872	2:04.625	24	1:02.683	2:06.176	24	1:25.342	2:08.326	24	1:47.109	2:08.223
36	24.907	2:15.285	36	45.347	2:06.064	36	1:09.250	2:09.268	36	1:31.900	2:08.317			
50	26.230	2:16.608	50	47.032	2:06.426	50	1:09.819	2:08.152	88	1:32.647	2:06.461			
88	27.577	2:17.955	88	49.802	2:07.849	88	1:11.853	2:07.416	50	1:33.160	2:09.008			
4	27.655	2:18.033	22	50.395	2:07.022	22	1:12.534	2:07.504	22	1:33.751	2:06.884			
22	28.997	2:19.375												

BRSCC Dunlop TVR Challenge

RACE 4 - LAP CHART

Lap 6			Lap 7			Lap 8			Lap 9			Lap 10		
No	Behind	Laptime	No	Behind	Laptime	No	Behind	Laptime	No	Behind	Laptime	No	Behind	Laptime
14		1:48.012	14		1:46.196	14		1:45.736	14		1:47.656	14		1:47.658
50	1 LAP	2:07.334	44	1 LAP	2:05.081	44	1 LAP	2:03.744	77	1 LAP	1:58.845	77	1 LAP	1:59.100
88	1 LAP	2:09.362	20	19.466	1:51.750	20	22.329	1:48.599	33	1 LAP	2:01.863	33	1 LAP	2:01.028
36	1 LAP	2:10.240	24	1 LAP	2:08.943	43	25.204	1:48.100	20	23.253	1:48.580	20	23.888	1:48.293
22	1 LAP	2:09.424	43	22.840	1:48.377	23	28.792	1:48.957	43	25.619	1:48.071	43	25.889	1:47.928
20	13.912	1:50.066	50	1 LAP	2:03.248	11	30.352	1:49.062	23	28.234	1:47.098	23	26.954	1:46.378
23	18.438	1:48.118	23	25.571	1:53.329	9	35.027	1:48.794	11	32.362	1:49.666	11	34.578	1:49.874
43	20.659	1:48.031	11	27.026	1:50.535	50	1 LAP	2:05.422	9	34.809	1:47.438	9	34.961	1:47.810
11	22.687	1:49.058	36	1 LAP	2:10.291	24	1 LAP	2:08.482	44	1 LAP	2:07.416	58	50.899	1:49.176
9	29.034	1:47.946	9	31.969	1:49.131	58	47.039	1:51.813	58	49.381	1:49.998	3	51.588	1:49.570
58	36.993	1:49.992	22	1 LAP	2:09.566	3	47.698	1:51.297	3	49.676	1:49.634	44	1 LAP	2:04.553
3	39.084	1:49.887	88	1 LAP	2:12.760	22	1 LAP	2:05.337	50	1 LAP	2:04.767	50	1 LAP	2:05.660
42	1:10.612	1:55.992	58	40.962	1:50.165	36	1 LAP	2:06.671	24	1 LAP	2:08.427	24	1 LAP	2:06.961
99	1:11.323	1:55.007	3	42.137	1:49.249	88	1 LAP	2:05.542	22	1 LAP	2:04.065	22	1 LAP	2:04.980
4	1:12.764	1:54.643	42	1:19.804	1:55.388	42	1:28.676	1:54.608	36	1 LAP	2:05.514	36	1 LAP	2:06.928
33	1:24.442	1:58.345	99	1:20.964	1:55.837	4	1:30.668	1:54.551	88	1 LAP	2:05.166	88	1 LAP	2:06.702
77	1:24.883	1:57.448	4	1:21.853	1:55.285	99	1:32.051	1:56.823	42	1:36.165	1:55.145	4	1:42.739	1:53.844
			33	1:37.748	1:59.502				4	1:36.553	1:53.541	42	1:43.309	1:54.802
			77	1:37.928	1:59.241				99	1:40.082	1:55.687	99	1:54.293	2:01.869

Carphone Warehouse Networks powering TalkTalk Club NW FF1600
QUALIFYING - RACE 2 - CLASSIFICATION

POS	NO	CL	NAME	ENTRY	TIME	ON	LAPS	GAP	DIFF	MPH
1	6	C	Nigel THOMPSON	Van Diemen RF88	1:49.646	6	10			88.38
2	50	D	Ian PARKINGTON	Reynard 84	1:49.959	8	10	0.313	0.313	88.13
3	81	C	Douglas CROSBIE	Van Diemen RF88	1:49.990	9	9	0.344	0.031	88.11
4	62	C	Robert WYKE	Reynard FF89	1:50.626	10	10	0.980	0.636	87.60
5	14	C	Lee HANNAM	Reynard 88FF	1:51.136	6	10	1.490	0.510	87.20
6	3	C	Neil GRIFFIN	Van Diemen RF88	1:52.257	5	10	2.611	1.121	86.33
7	7	C	Kevin DONNELLY	Van Diemen RF88	1:52.593	3	3	2.947	0.336	86.07
8	42	E	Nigel BANCROFT	Crossle 20F	1:52.715	9	10	3.069	0.122	85.98
9	31	D	Richard ACZEL	Reynard FF84	1:52.724	5	5	3.078	0.009	85.97
10	8	D	Mario SARCHET	Van Diemen RF85	1:52.823	9	10	3.177	0.099	85.89
11	2	D	John WILKINSON	Van Diemen RF86	1:53.412	10	10	3.766	0.589	85.45
12	34	E	Colin WILLIAMS	P.R.S. RH01	1:53.758	9	10	4.112	0.346	85.19
13	46	D	George stuart DIX	Reynard Lightning	1:53.965	2	7	4.319	0.207	85.03
14	68	C	William ALTERMAN	Reynard 89FF	1:54.217	9	11	4.571	0.252	84.84
15	88	D	Matthew RIDGE	Van Diemen RF85	1:54.312	3	5	4.666	0.095	84.77
16	40	D	Mike STEWART	Van Diemen RF86	1:54.601	11	11	4.955	0.289	84.56
17	26	D	Mike MULLINS	Van Diemen RF86	1:55.442	7	10	5.796	0.841	83.94
18	21	D	Barry THOMPSON	Van Diemen RF86	1:56.004	7	10	6.358	0.562	83.54
19	80	E	Karl LEATHERBARROW	Van Diemen RF80	1:57.636	2	2	7.990	1.632	82.38
20	47	D	Phil NELSON	Van Diemen RF86	1:57.890	5	6	8.244	0.254	82.20
21	82	C	Pano KOUKOULAS	Van Diemen RF87	1:58.293	8	10	8.647	0.403	81.92
22	52	D	Trevor MORGAN	Van Diemen RF86	2:02.639	8	10	12.993	4.346	79.02
23	55	E	Roger ARNOLD	Van Diemen VD78	2:20.410	1	3	30.764	17.771	69.02

Car 31 Please fit Transponder.
Drivers briefing 10:45 Media Centre
Weather / Track : Sunny / Dry

Oulton Park International
 Circuit Length = 2.6920 miles
 Start: 08:58 End: 09:20

These results are provisional until the conclusion of any judicial and technical matters.

Clerk of Course :		Timekeeper :
-------------------	--	--------------

Carphone Warehouse Networks powering TalkTalk Club NW FF1600

QUALIFYING - RACE 2 - LAP ANALYSIS

2	John WILKINSON		Van Diemen RF86				
1 -	1:55.419	+ 2.007	9:02:22.394	6 -	1:54.747	+ 1.335	9:11:57.975
2 -	1:56.392	+ 2.980	9:04:18.786	7 -	1:53.467	+ 0.055	9:13:51.442
3 -	1:53.456	+ 0.044	9:06:12.242	8 -	1:54.262	+ 0.850	9:15:45.704
4 -	1:57.245	+ 3.833	9:08:09.487	9 -	1:56.881	+ 3.469	9:17:42.585
5 -	1:53.741	+ 0.329	9:10:03.228	10 -	1:53.412		9:19:35.997
3	Neil GRIFFIN		Van Diemen RF88				
1 -	1:54.199	+ 1.942	9:02:17.547	6 -	1:52.286	+ 0.029	9:11:42.705
2 -	1:53.611	+ 1.354	9:04:11.158	7 -	1:52.634	+ 0.377	9:13:35.339
3 -	1:54.270	+ 2.013	9:06:05.428	8 -	1:53.104	+ 0.847	9:15:28.443
4 -	1:52.734	+ 0.477	9:07:58.162	9 -	1:53.785	+ 1.528	9:17:22.228
5 -	1:52.257		9:09:50.419	10 -	1:54.101	+ 1.844	9:19:16.329
6	Nigel THOMPSON		Van Diemen RF88				
1 -	1:53.789	+ 4.143	9:02:12.564	6 -	1:49.646		9:11:23.941
2 -	1:50.795	+ 1.149	9:04:03.359	7 -	1:49.907	+ 0.261	9:13:13.848
3 -	1:50.472	+ 0.826	9:05:53.831	8 -	1:49.768	+ 0.122	9:15:03.616
4 -	1:50.315	+ 0.669	9:07:44.146	9 -	1:50.856	+ 1.210	9:16:54.472
5 -	1:50.149	+ 0.503	9:09:34.295	10 -	1:50.309	+ 0.663	9:18:44.781
7	Kevin DONNELLY		Van Diemen RF88				
1 -	1:54.435	+ 1.842	9:02:20.115	3 -	1:52.593		9:06:05.934
2 -	1:53.226	+ 0.633	9:04:13.341				
8	Mario SARCHET		Van Diemen RF85				
1 -	2:43.786	+ 50.963	9:01:27.144	6 -	1:53.755	+ 0.932	9:11:01.464
2 -	1:57.125	+ 4.302	9:03:24.269	7 -	1:54.190	+ 1.367	9:12:55.654
3 -	1:55.143	+ 2.320	9:05:19.412	8 -	1:53.426	+ 0.603	9:14:49.080
4 -	1:54.122	+ 1.299	9:07:13.534	9 -	1:52.823		9:16:41.903
5 -	1:54.175	+ 1.352	9:09:07.709	10 -	1:53.034	+ 0.211	9:18:34.937
14	Lee HANNAM		Reynard 88FF				
1 -	1:57.282	+ 6.146	9:02:18.871	6 -	1:51.136		9:11:40.068
2 -	1:52.822	+ 1.686	9:04:11.693	7 -	1:51.551	+ 0.415	9:13:31.619
3 -	1:52.983	+ 1.847	9:06:04.676	8 -	1:51.315	+ 0.179	9:15:22.934
4 -	1:52.597	+ 1.461	9:07:57.273	9 -	1:51.663	+ 0.527	9:17:14.597
5 -	1:51.659	+ 0.523	9:09:48.932	10 -	1:51.427	+ 0.291	9:19:06.024
21	Barry THOMPSON		Van Diemen RF86				
1 -	2:07.884	+ 11.880	9:00:40.809	6 -	1:56.371	+ 0.367	9:10:30.067
2 -	1:59.624	+ 3.620	9:02:40.433	7 -	1:56.004		9:12:26.071
3 -	1:58.400	+ 2.396	9:04:38.833	8 -	1:56.414	+ 0.410	9:14:22.485
4 -	1:57.133	+ 1.129	9:06:35.966	9 -	1:56.722	+ 0.718	9:16:19.207
5 -	1:57.730	+ 1.726	9:08:33.696	10 -	1:57.973	+ 1.969	9:18:17.180
26	Mike MULLINS		Van Diemen RF86				
1 -	2:07.602	+ 12.160	9:00:39.916	6 -	1:56.144	+ 0.702	9:10:29.383
2 -	2:00.131	+ 4.689	9:02:40.047	7 -	1:55.442		9:12:24.825
3 -	1:58.145	+ 2.703	9:04:38.192	8 -	1:55.916	+ 0.474	9:14:20.741
4 -	1:57.058	+ 1.616	9:06:35.250	9 -	1:56.398	+ 0.956	9:16:17.139
5 -	1:57.989	+ 2.547	9:08:33.239	10 -	2:05.106	+ 9.664	9:18:22.245
31	Richard ACZEL		Reynard FF84				
1 -	1:57.077	+ 4.353	9:02:28.701	4 -	1:54.743	+ 2.019	9:08:12.285
2 -	1:53.665	+ 0.941	9:04:22.366	5 -	1:52.724		9:10:05.009
3 -	1:55.176	+ 2.452	9:06:17.542				
34	Colin WILLIAMS		P.R.S. RH01				
1 -	1:56.435	+ 2.677	9:02:21.392	6 -	1:56.526	+ 2.768	9:11:56.178
2 -	1:54.352	+ 0.594	9:04:15.744	7 -	1:54.112	+ 0.354	9:13:50.290
3 -	1:54.754	+ 0.996	9:06:10.498	8 -	1:54.867	+ 1.109	9:15:45.157
4 -	1:55.274	+ 1.516	9:08:05.772	9 -	1:53.758		9:17:38.915

Car 31 Please fit Transponder.
Drivers briefing 10:45 Media Centre
Weather / Track : Sunny / Dry

Oulton Park International
Circuit Length = 2.6920 miles
Start: 08:58 End: 09:20

Carphone Warehouse Networks powering TalkTalk Club NW FF1600

QUALIFYING - RACE 2 - LAP ANALYSIS

5 -	1:53.880	+ 0.122	9:09:59.652	10 -	1:56.120	+ 2.362	9:19:35.035
40	Mike STEWART		Van Diemen RF86				
1 -	2:06.995	+ 12.394	9:00:41.456	7 -	1:55.074	+ 0.473	9:12:19.503
2 -	1:59.824	+ 5.223	9:02:41.280	8 -	1:55.030	+ 0.429	9:14:14.533
3 -	1:56.748	+ 2.147	9:04:38.028	9 -	1:56.352	+ 1.751	9:16:10.885
4 -	1:55.609	+ 1.008	9:06:33.637	10 -	1:55.286	+ 0.685	9:18:06.171
5 -	1:54.807	+ 0.206	9:08:28.444	11 -	1:54.601		9:20:00.772
6 -	1:55.985	+ 1.384	9:10:24.429				
42	Nigel BANCROFT		Crossle 20F				
1 -	1:55.562	+ 2.847	9:02:32.889	6 -	1:53.636	+ 0.921	9:12:00.462
2 -	1:53.693	+ 0.978	9:04:26.582	7 -	1:53.716	+ 1.001	9:13:54.178
3 -	1:53.223	+ 0.508	9:06:19.805	8 -	1:52.946	+ 0.231	9:15:47.124
4 -	1:53.686	+ 0.971	9:08:13.491	9 -	1:52.715		9:17:39.839
5 -	1:53.335	+ 0.620	9:10:06.826	10 -	1:55.080	+ 2.365	9:19:34.919
46	George stuart DIX		Reynard Lightning				
1 -	1:55.670	+ 1.705	9:02:21.896	5 -	1:54.313	+ 0.348	9:09:59.532
2 -	1:53.965		9:04:15.861	6 -	1:55.026	+ 1.061	9:11:54.558
3 -	1:54.346	+ 0.381	9:06:10.207	7 -	2:09.708 P	+ 15.743	9:14:04.266
4 -	1:55.012	+ 1.047	9:08:05.219				
47	Phil NELSON		Van Dieman RF86				
1 -	2:00.159	+ 2.269	9:02:31.066	4 -	1:57.929	+ 0.039	9:08:26.174
2 -	1:58.938	+ 1.048	9:04:30.004	5 -	1:57.890		9:10:24.064
3 -	1:58.241	+ 0.351	9:06:28.245	6 -	2:09.440 P	+ 11.550	9:12:33.504
50	Ian PARKINGTON		Reynard 84				
1 -	1:53.862	+ 3.903	9:02:12.708	6 -	1:54.032	+ 4.073	9:11:30.853
2 -	1:53.374	+ 3.415	9:04:06.082	7 -	1:50.958	+ 0.999	9:13:21.811
3 -	1:50.746	+ 0.787	9:05:56.828	8 -	1:49.959		9:15:11.770
4 -	1:49.996	+ 0.037	9:07:46.824	9 -	1:50.853	+ 0.894	9:17:02.623
5 -	1:49.997	+ 0.038	9:09:36.821	10 -	1:50.653	+ 0.694	9:18:53.276
52	Trevor MORGAN		Van Diemen RF86				
1 -	2:08.431	+ 5.792	9:00:44.899	6 -	2:03.296	+ 0.657	9:11:06.112
2 -	2:06.467	+ 3.828	9:02:51.366	7 -	2:03.930	+ 1.291	9:13:10.042
3 -	2:04.750	+ 2.111	9:04:56.116	8 -	2:02.639		9:15:12.681
4 -	2:03.042	+ 0.403	9:06:59.158	9 -	2:03.349	+ 0.710	9:17:16.030
5 -	2:03.658	+ 1.019	9:09:02.816	10 -	2:03.392	+ 0.753	9:19:19.422
55	Roger ARNOLD		Van Diemen VD78				
1 -	2:20.410		9:03:36.915	3 -	3:08.456 P	+ 48.046	9:09:11.156
2 -	2:25.785	+ 5.375	9:06:02.700				
62	Robert WYKE		Reynard FF89				
1 -	1:53.678	+ 3.052	9:02:13.149	6 -	1:51.255	+ 0.629	9:11:27.805
2 -	1:51.047	+ 0.421	9:04:04.196	7 -	1:57.640	+ 7.014	9:13:25.445
3 -	1:50.735	+ 0.109	9:05:54.931	8 -	1:52.248	+ 1.622	9:15:17.693
4 -	1:50.824	+ 0.198	9:07:45.755	9 -	1:51.807	+ 1.181	9:17:09.500
5 -	1:50.795	+ 0.169	9:09:36.550	10 -	1:50.626		9:19:00.126
68	William ALTERMAN		Reynard 89FF				
1 -	2:13.885	+ 19.668	9:00:44.071	7 -	1:54.637	+ 0.420	9:12:22.427
2 -	2:01.116	+ 6.899	9:02:45.187	8 -	1:55.027	+ 0.810	9:14:17.454
3 -	1:55.156	+ 0.939	9:04:40.343	9 -	1:54.217		9:16:11.671
4 -	1:55.704	+ 1.487	9:06:36.047	10 -	1:55.013	+ 0.796	9:18:06.684
5 -	1:56.904	+ 2.687	9:08:32.951	11 -	1:54.773	+ 0.556	9:20:01.457
6 -	1:54.839	+ 0.622	9:10:27.790				
80	Karl LEATHERBARROW		Van Diemen RF80				
1 -	2:02.923	+ 5.287	9:03:02.773	2 -	1:57.636		9:05:00.409

Car 31 Please fit Transponder.
Drivers briefing 10:45 Media Centre
Weather / Track : Sunny / Dry

Oulton Park International
Circuit Length = 2.6920 miles
Start: 08:58 End: 09:20

Carphone Warehouse Networks powering TalkTalk Club NW FF1600

QUALIFYING - RACE 2 - LAP ANALYSIS


81		Douglas CROSBIE		Van Diemen RF88			
1 -	1:52.949	+ 2.959	9:02:12.052	6 -	1:56.303 P	+ 6.313	9:11:30.809
2 -	1:50.510	+ 0.520	9:04:02.562	7 -	3:08.894	+ 1:18.904	9:14:39.703
3 -	1:50.921	+ 0.931	9:05:53.483	8 -	1:50.421	+ 0.431	9:16:30.124
4 -	1:50.311	+ 0.321	9:07:43.794	9 -	1:49.990		9:18:20.114
5 -	1:50.712	+ 0.722	9:09:34.506				
82		Pano KOUKOULAS		Van Diemen RF87			
1 -	2:14.236	+ 15.943	9:00:45.540	6 -	1:59.255	+ 0.962	9:10:58.009
2 -	2:06.245	+ 7.952	9:02:51.785	7 -	2:00.227	+ 1.934	9:12:58.236
3 -	2:04.678	+ 6.385	9:04:56.463	8 -	1:58.293		9:14:56.529
4 -	2:00.034	+ 1.741	9:06:56.497	9 -	1:58.516	+ 0.223	9:16:55.045
5 -	2:02.257	+ 3.964	9:08:58.754	10 -	1:59.946	+ 1.653	9:18:54.991
88		Matthew RIDGE		Van Dieman RF85			
1 -	1:54.506	+ 0.194	9:02:22.570	4 -	1:57.951	+ 3.639	9:08:14.628
2 -	1:59.795	+ 5.483	9:04:22.365	5 -	2:08.455 P	+ 14.143	9:10:23.083
3 -	1:54.312		9:06:16.677				

Car 31 Please fit Transponder.
 Drivers briefing 10:45 Media Centre
 Weather / Track : Sunny / Dry

Oulton Park International
 Circuit Length = 2.6920 miles
 Start: 08:58 End: 09:20

Carphone Warehouse Networks powering TalkTalk Club NW FF1600

RACE 2 - GRID

ROW 12	2:20.410 55 Roger ARNOLD	
ROW 11	1:58.293 82 Pano KOUKOULAS	2:02.639 52 Trevor MORGAN
ROW 10	1:57.636 80 Karl LEATHERBARROW	1:57.890 47 Phil NELSON
ROW 9	1:55.442 26 Mike MULLINS	1:56.004 21 Barry THOMPSON
ROW 8	1:54.312 88 Matthew RIDGE	1:54.601 40 Mike STEWART
ROW 7	1:53.965 46 George stuart DIX	1:54.217 68 William ALTERMAN
ROW 6	1:53.412 2 John WILKINSON	1:53.758 34 Colin WILLIAMS
ROW 5	1:52.724 31 Richard ACZEL	1:52.823 8 Mario SARCHET
ROW 4	1:52.593 7 Kevin DONNELLY	1:52.715 42 Nigel BANCROFT
ROW 3	1:51.136 14 Lee HANNAM	1:52.257 3 Neil GRIFFIN
ROW 2	1:49.990 81 Douglas CROSBIE	1:50.626 62 Robert WYKE
ROW 1	1:49.646 6 Nigel THOMPSON	1:49.959 50 Ian PARKINGTON
Pole		
		

Oulton Park International
Circuit Length = 2.6920 miles

These results are provisional until the conclusion of any judicial and technical matters.

Clerk of Course :		Timekeeper :

Carphone Warehouse Networks powering TalkTalk Club NW FF1600

RACE 2 - CLASSIFICATION

POS	NO	CL	NAME	ENTRY	LAPS	TIME	GAP	DIFF	MPH	BEST	ON
1	81	C	Douglas CROSBIE	Van Diemen RF88	11	20:27.812			86.82	1:50.023	3
2	6	C	Nigel THOMPSON	Van Diemen RF88	11	20:31.825	4.013	4.013	86.54	1:50.403	7
3	62	C	Robert WYKE	Reynard FF89	11	20:34.946	7.134	3.121	86.32	1:50.551	7
4	50	D	Ian PARKINGTON	Reynard 84	11	20:35.693	7.881	0.747	86.27	1:49.936	7
5	3	C	Neil GRIFFIN	Van Diemen RF88	11	20:42.368	14.556	6.675	85.80	1:51.479	7
6	14	C	Lee HANNAM	Reynard 88FF	11	20:57.716	29.904	15.348	84.76	1:50.284	5
7	8	D	Mario SARCHET	Van Diemen RF85	11	20:59.598	31.786	1.882	84.63	1:52.839	11
8	34	E	Colin WILLIAMS	P.R.S. RH01	11	20:59.959	32.147	0.361	84.60	1:52.410	9
9	31	D	Richard ACZEL	Reynard FF84	11	21:02.952	35.140	2.993	84.40	1:52.076	6
10	68	C	William ALTERMAN	Reynard 89FF	11	21:03.549	35.737	0.597	84.36	1:52.786	9
11	46	D	George stuart DIX	Reynard Lightning	11	21:09.031	41.219	5.482	84.00	1:52.686	8
12	88	D	Matthew RIDGE	Van Diemen RF85	11	21:14.667	46.855	5.636	83.63	1:54.081	4
13	7	C	Kevin DONNELLY	Van Diemen RF88	11	21:18.060	50.248	3.393	83.41	1:53.431	9
14	2	D	John WILKINSON	Van Diemen RF86	11	21:24.189	56.377	6.129	83.01	1:54.127	5
15	47	D	Phil NELSON	Van Diemen RF86	11	21:26.786	58.974	2.597	82.84	1:54.738	4
16	42	E	Nigel BANCROFT	Crossle 20F	11	21:27.609	59.797	0.823	82.79	1:53.153	10
17	40	D	Mike STEWART	Van Diemen RF86	11	21:34.442	1:06.630	6.833	82.35	1:53.711	8
18	26	D	Mike MULLINS	Van Diemen RF86	11	22:12.444	1:44.632	38.002	80.00	1:57.296	5
19	82	C	Pano KOUKOULAS	Van Diemen RF87	11	22:12.784	1:44.972	0.340	79.98	1:59.113	10
20	52	D	Trevor MORGAN	Van Diemen RF86	10	20:48.842	1 lap	1 lap	77.60	2:02.093	8

NOT CLASSIFIED

DNF	21	D	Barry THOMPSON	Van Diemen RF86	8	16:33.685	3 laps	2 laps	78.02	1:57.457	4
DNF	55	E	Roger ARNOLD	Van Diemen VD78	5	12:35.591	6 laps	3 laps	64.13	2:26.299	1
DNF	80	E	Karl LEATHERBARROW	Van Diemen RF80	2	8:33.604	9 laps	3 laps	37.73	2:03.650	2

FASTEST LAP

50	D	Ian PARKINGTON	Reynard 84	7	1:49.936	88.15 mph	141.87 kph
81	C	Douglas CROSBIE	Van Diemen RF88	3	1:50.023	88.08 mph	141.75 kph
34	E	Colin WILLIAMS	P.R.S. RH01	9	1:52.410	86.21 mph	138.74 kph

Weather / Track : Cloudy / Dry

These results are provisional until the conclusion of any judicial and technical matters.

Oulton Park International
Circuit Length = 2.6920 miles
Start: 11:48 End: 12:10

Clerk of Course :

Timekeeper :

Carphone Warehouse Networks powering TalkTalk Club NW FF1600

RACE 2 - LAP CHART

Lap 1			Lap 2			Lap 3			Lap 4			Lap 5		
No	Behind	Laptime	No	Behind	Laptime	No	Behind	Laptime	No	Behind	Laptime	No	Behind	Laptime
6		1:58.046	6		1:52.574	6		1:51.331	6		1:52.772	81		1:50.838
50	1.246	1:59.292	50	1.330	1:52.658	81	0.741	1:50.023	81	0.107	1:52.138	6	0.807	1:51.752
62	1.442	1:59.488	62	1.503	1:52.635	50	1.964	1:51.965	62	0.368	1:50.998	62	1.023	1:51.600
7	1.605	1:59.651	81	2.049	1:52.490	62	2.142	1:51.970	14	1.874	1:52.017	14	1.213	1:50.284
3	2.058	2:00.104	14	2.890	1:52.655	14	2.629	1:51.070	50	2.019	1:52.827	50	2.325	1:51.251
81	2.133	2:00.179	3	3.389	1:53.905	3	4.086	1:52.028	3	3.418	1:52.104	3	4.323	1:51.850
14	2.809	2:00.855	42	5.123	1:54.533	8	8.206	1:54.254	8	9.000	1:53.566	8	11.798	1:53.743
42	3.164	2:01.210	8	5.283	1:54.047	42	8.491	1:54.699	42	9.701	1:53.982	34	13.118	1:54.143
34	3.430	2:01.476	34	5.940	1:55.084	34	8.740	1:54.131	34	9.920	1:53.952	42	13.208	1:54.452
8	3.810	2:01.856	46	8.570	1:55.148	46	10.820	1:53.581	46	11.813	1:53.765	46	13.787	1:52.919
2	4.957	2:03.003	68	9.007	1:54.696	68	11.498	1:53.822	68	12.216	1:53.490	68	14.355	1:53.084
40	5.427	2:03.473	88	9.378	1:56.110	88	12.430	1:54.383	88	13.739	1:54.081	31	18.042	1:53.525
88	5.842	2:03.888	47	11.429	1:56.865	31	15.789	1:55.587	31	15.462	1:52.445	88	18.393	1:55.599
46	5.996	2:04.042	31	11.533	1:55.036	47	16.124	1:56.026	47	18.090	1:54.738	47	23.538	1:56.393
68	6.885	2:04.931	2	16.914	2:04.531	2	19.989	1:54.406	7	22.229	1:53.609	7	24.757	1:53.473
47	7.138	2:05.184	26	17.543	1:59.726	7	21.392	1:54.591	2	22.995	1:55.778	2	26.177	1:54.127
31	9.071	2:07.117	21	17.833	1:59.999	26	24.020	1:57.808	40	26.550	1:54.549	55	1 LAP	2:29.187
26	10.391	2:08.437	7	18.132	2:09.101	40	24.773	1:57.580	26	28.667	1:57.419	40	30.159	1:54.554
21	10.408	2:08.454	40	18.524	2:05.671	21	24.968	1:58.466	21	29.653	1:57.457	26	35.018	1:57.296
82	12.293	2:10.339	82	20.950	2:01.231	82	29.985	2:00.366	82	36.683	1:59.470	21	36.169	1:57.461
52	15.308	2:13.354	52	26.730	2:03.996	52	39.473	2:04.074	52	50.986	2:04.285	82	45.366	1:59.628
55	28.253	2:26.299	55	1:02.833	2:27.154	80	2 LAPS	6:29.954	80	2 LAPS	2:03.650	52	1:03.844	2:03.803
						55	1:43.233	2:31.731						

Carphone Warehouse Networks powering TalkTalk Club NW FF1600

RACE 2 - LAP CHART

Lap 6			Lap 7			Lap 8			Lap 9			Lap 10		
No	Behind	Laptime	No	Behind	Laptime	No	Behind	Laptime	No	Behind	Laptime	No	Behind	Laptime
81		1:50.906	81		1:50.263	81		1:50.424	81		1:50.063	81		1:50.178
6	0.861	1:50.960	6	1.001	1:50.403	6	1.131	1:50.554	6	1.907	1:50.839	6	2.539	1:50.810
62	1.357	1:51.240	62	1.645	1:50.551	62	2.523	1:51.302	62	3.316	1:50.856	52	1 LAP	2:03.606
14	1.628	1:51.321	14	1.764	1:50.399	14	2.682	1:51.342	14	3.517	1:50.898	62	5.014	1:51.876
50	2.368	1:50.949	50	2.041	1:49.936	50	2.860	1:51.243	50	3.700	1:50.903	14	5.206	1:51.867
3	5.069	1:51.652	3	6.285	1:51.479	3	7.958	1:52.097	3	9.922	1:52.027	50	5.594	1:52.072
8	14.732	1:53.840	8	18.443	1:53.974	8	22.494	1:54.475	8	25.783	1:53.352	3	12.296	1:52.552
34	18.329	1:56.117	34	21.772	1:53.706	34	24.191	1:52.843	34	26.538	1:52.410	34	29.216	1:52.856
42	18.480	1:56.178	46	22.317	1:53.894	46	24.579	1:52.686	46	27.577	1:53.061	8	29.257	1:53.652
46	18.686	1:55.805	68	22.758	1:54.094	68	25.487	1:53.153	68	28.210	1:52.786	68	31.832	1:53.800
68	18.927	1:55.478	31	23.241	1:54.292	31	25.746	1:52.929	31	28.366	1:52.683	31	32.545	1:54.357
31	19.212	1:52.076	88	25.904	1:54.586	88	29.971	1:54.491	88	35.119	1:55.211	46	36.807	1:59.408
88	21.581	1:54.094	47	34.189	1:56.269	47	39.424	1:55.659	7	43.381	1:53.431	88	40.769	1:55.828
47	28.183	1:55.551	2	35.554	1:55.625	7	40.013	1:54.187	2	44.958	1:54.573	7	46.824	1:53.621
2	30.192	1:54.921	7	36.250	1:55.232	2	40.448	1:55.318	40	45.082	1:54.454	2	50.047	1:55.267
7	31.281	1:57.430	40	37.404	1:54.179	40	40.691	1:53.711	47	45.348	1:55.987	40	50.132	1:55.228
40	33.488	1:54.235	42	43.449	2:15.232	42	46.693	1:53.668	42	49.856	1:53.226	47	50.364	1:55.194
26	43.440	1:59.328	21	52.616	1:59.085	26	1:03.083	1:59.904	26	1:17.006	2:03.986	42	52.831	1:53.153
21	43.794	1:58.531	26	53.603	2:00.426	82	1:15.867	1:59.867	82	1:25.970	2:00.166	26	1:30.637	2:03.809
82	56.881	2:02.421	82	1:06.424	1:59.806	21	1:36.424	2:34.232				82	1:34.905	1:59.113
52	1:15.816	2:02.878	52	1:28.375	2:02.822	52	1:40.044	2:02.093						
55	1 LAP	2:41.220 P												

Carphone Warehouse Networks powering TalkTalk Club NW FF1600

RACE 2 - LAP CHART

Lap 11		
No	Behind	Laptime
81		1:50.310
6	4.013	1:51.784
62	7.134	1:52.430
50	7.881	1:52.597
3	14.556	1:52.570
52	1 LAP	2:07.931
14	29.904	2:15.008
8	31.786	1:52.839
34	32.147	1:53.241
31	35.140	1:52.905
68	35.737	1:54.215
46	41.219	1:54.722
88	46.855	1:56.396
7	50.248	1:53.734
2	56.377	1:56.640
47	58.974	1:58.920
42	59.797	1:57.276
40	1:06.630	2:06.808
26	1:44.632	2:04.305
82	1:44.972	2:00.377

Carphone Warehouse Networks powering TalkTalk Club NW FF1600
QUALIFYING - RACE 3 - CLASSIFICATION

POS	NO	CL	NAME	ENTRY	TIME	ON	LAPS	GAP	DIFF	MPH
1	1	A	Gavin WILLS	Van Diemen RF00	1:47.269	9	10			90.34
2	33	B	Graham CARROLL	Van Diemen RF90	1:47.622	5	10	0.353	0.353	90.04
3	74	A	Martin SHORT	Van Diemen RF00	1:48.480	10	10	1.211	0.858	89.33
4	29	A	Stuart GOUGH	Ray GRS07	1:48.548	4	9	1.279	0.068	89.28
5	76	A	Barry LINLEY	Van Diemen RF99	1:48.589	2	10	1.320	0.041	89.24
6	62	A	Chris CHISNALL	Van Diemen RF00	1:49.372	5	10	2.103	0.783	88.60
7	7	A	Simon KINSEY	Van Diemen RF01	1:49.876	9	10	2.607	0.504	88.20
8	91	A	John MURPHY	Van Diemen RF99	1:50.429	7	8	3.160	0.553	87.76
9	15	A	Jose MARIA	Ray GRS07	1:50.581	9	10	3.312	0.152	87.63
10	25	B	Nigel DOE	Van Diemen RF90	1:50.768	7	10	3.499	0.187	87.49
11	6	B	Jeremy UNSWORTH	Swift SC93	1:51.564	9	10	4.295	0.796	86.86
12	9	A	Jeff HODGSON	Van Diemen RF02	1:53.888	8	10	6.619	2.324	85.09
13	8	A	David GAVAN	Van Diemen 96	1:55.335	5	10	8.066	1.447	84.02
14	27	B	Ian WOOD	Swift SC94	2:04.218	3	6	16.949	8.883	78.01

Car 76 Please fit transponder.
Drivers briefing 10:45 Media Centre
Weather / Track : Cloudy / Dry

Oulton Park International
 Circuit Length = 2.6920 miles
 Start: 09:27 End: 09:49

These results are provisional until the conclusion of any judicial and technical matters.

Clerk of Course :		Timekeeper :
-------------------	--	--------------

Carphone Warehouse Networks powering TalkTalk Club NW FF1600

QUALIFYING - RACE 3 - LAP ANALYSIS

1	Gavin WILLS		Van Diemen RF00				
1 -	1:48.571	+ 1.302	9:31:47.571	6 -	1:47.708	+ 0.439	9:40:48.028
2 -	1:47.803	+ 0.534	9:33:35.374	7 -	1:47.678	+ 0.409	9:42:35.706
3 -	1:47.811	+ 0.542	9:35:23.185	8 -	1:48.461	+ 1.192	9:44:24.167
4 -	1:49.193	+ 1.924	9:37:12.378	9 -	1:47.269		9:46:11.436
5 -	1:47.942	+ 0.673	9:39:00.320	10 -	1:47.782	+ 0.513	9:47:59.218
6	Jeremy UNSWORTH		Swift SC93				
1 -	1:55.580	+ 4.016	9:31:17.654	6 -	1:52.067	+ 0.503	9:40:42.674
2 -	1:54.287	+ 2.723	9:33:11.941	7 -	1:52.101	+ 0.537	9:42:34.775
3 -	1:52.692	+ 1.128	9:35:04.633	8 -	1:51.642	+ 0.078	9:44:26.417
4 -	1:52.671	+ 1.107	9:36:57.304	9 -	1:51.564		9:46:17.981
5 -	1:53.303	+ 1.739	9:38:50.607	10 -	1:52.221	+ 0.657	9:48:10.202
7	Simon KINSEY		Van Diemen RF01				
1 -	1:55.202	+ 5.326	9:31:17.052	6 -	1:50.812	+ 0.936	9:40:39.937
2 -	1:57.684	+ 7.808	9:33:14.736	7 -	1:51.656	+ 1.780	9:42:31.593
3 -	1:51.417	+ 1.541	9:35:06.153	8 -	1:53.556	+ 3.680	9:44:25.149
4 -	1:51.346	+ 1.470	9:36:57.499	9 -	1:49.876		9:46:15.025
5 -	1:51.626	+ 1.750	9:38:49.125	10 -	1:50.388	+ 0.512	9:48:05.413
8	David GAVAN		Van Diemen 96				
1 -	1:59.620	+ 4.285	9:31:24.741	6 -	1:55.669	+ 0.334	9:41:06.333
2 -	1:57.064	+ 1.729	9:33:21.805	7 -	1:55.564	+ 0.229	9:43:01.897
3 -	1:56.839	+ 1.504	9:35:18.644	8 -	1:55.793	+ 0.458	9:44:57.690
4 -	1:56.685	+ 1.350	9:37:15.329	9 -	2:02.013	+ 6.678	9:46:59.703
5 -	1:55.335		9:39:10.664	10 -	1:56.099	+ 0.764	9:48:55.802
9	Jeff HODGSON		Van Diemen RF02				
1 -	1:58.268	+ 4.380	9:31:20.033	6 -	1:55.120	+ 1.232	9:40:58.718
2 -	1:57.527	+ 3.639	9:33:17.560	7 -	1:54.047	+ 0.159	9:42:52.765
3 -	1:55.338	+ 1.450	9:35:12.898	8 -	1:53.888		9:44:46.653
4 -	1:55.323	+ 1.435	9:37:08.221	9 -	1:54.546	+ 0.658	9:46:41.199
5 -	1:55.377	+ 1.489	9:39:03.598	10 -	1:53.995	+ 0.107	9:48:35.194
15	Jose MARIA		Ray GRS07				
1 -	1:55.380	+ 4.799	9:31:16.760	6 -	1:51.760	+ 1.179	9:40:45.788
2 -	1:52.226	+ 1.645	9:33:08.986	7 -	1:51.302	+ 0.721	9:42:37.090
3 -	2:01.707	+ 11.126	9:35:10.693	8 -	1:51.150	+ 0.569	9:44:28.240
4 -	1:52.041	+ 1.460	9:37:02.734	9 -	1:50.581		9:46:18.821
5 -	1:51.294	+ 0.713	9:38:54.028	10 -	1:51.635	+ 1.054	9:48:10.456
25	Nigel DOE		Van Diemen RF90				
1 -	2:16.011	+ 25.243	9:31:37.101	6 -	1:51.991	+ 1.223	9:40:56.893
2 -	1:52.339	+ 1.571	9:33:29.440	7 -	1:50.768		9:42:47.661
3 -	1:51.275	+ 0.507	9:35:20.715	8 -	1:50.803	+ 0.035	9:44:38.464
4 -	1:52.775	+ 2.007	9:37:13.490	9 -	1:51.156	+ 0.388	9:46:29.620
5 -	1:51.412	+ 0.644	9:39:04.902	10 -	1:52.166	+ 1.398	9:48:21.786
27	Ian WOOD		Swift SC94				
1 -	2:07.191	+ 2.973	9:31:53.937	4 -	2:04.493	+ 0.275	9:38:09.729
2 -	2:07.081	+ 2.863	9:34:01.018	5 -	2:05.880	+ 1.662	9:40:15.609
3 -	2:04.218		9:36:05.236	6 -	2:30.437 P	+ 26.219	9:42:46.046
29	Stuart GOUGH		Ray GRS07				
1 -	2:02.117	+ 13.569	9:32:02.878	6 -	3:45.709	+ 1:57.161	9:43:11.276
2 -	1:50.313	+ 1.765	9:33:53.191	7 -	1:48.674	+ 0.126	9:44:59.950
3 -	1:48.845	+ 0.297	9:35:42.036	8 -	1:48.558	+ 0.010	9:46:48.508
4 -	1:48.548		9:37:30.584	9 -	1:57.944	+ 9.396	9:48:46.452
5 -	1:54.983 P	+ 6.435	9:39:25.567				
33	Graham CARROLL		Van Diemen RF90				
1 -	1:50.791	+ 3.169	9:31:00.705	6 -	1:49.410	+ 1.788	9:40:25.234

Car 76 Please fit transponder.
Drivers briefing 10:45 Media Centre
Weather / Track : Cloudy / Dry

Oulton Park International
Circuit Length = 2.6920 miles
Start: 09:27 End: 09:49


Carphone Warehouse Networks powering TalkTalk Club NW FF1600

QUALIFYING - RACE 3 - LAP ANALYSIS

2 -	1:48.784	+ 1.162	9:32:49.489	7 -	1:47.950	+ 0.328	9:42:13.184
3 -	2:10.794	+ 23.172	9:35:00.283	8 -	1:47.693	+ 0.071	9:44:00.877
4 -	1:47.919	+ 0.297	9:36:48.202	9 -	1:48.816	+ 1.194	9:45:49.693
5 -	1:47.622		9:38:35.824	10 -	1:48.268	+ 0.646	9:47:37.961
62	Chris CHISNALL		Van Diemen RF00				
1 -	1:51.034	+ 1.662	9:31:07.774	6 -	1:49.568	+ 0.196	9:40:20.478
2 -	1:49.647	+ 0.275	9:32:57.421	7 -	1:49.988	+ 0.616	9:42:10.466
3 -	1:50.941	+ 1.569	9:34:48.362	8 -	1:49.758	+ 0.386	9:44:00.224
4 -	1:53.176	+ 3.804	9:36:41.538	9 -	1:50.104	+ 0.732	9:45:50.328
5 -	1:49.372		9:38:30.910	10 -	1:49.567	+ 0.195	9:47:39.895
74	Martin SHORT		Van Diemen RF00				
1 -	1:50.418	+ 1.938	9:31:01.607	6 -	1:52.601	+ 4.121	9:40:11.494
2 -	1:49.341	+ 0.861	9:32:50.948	7 -	1:51.277	+ 2.797	9:42:02.771
3 -	1:49.528	+ 1.048	9:34:40.476	8 -	1:48.819	+ 0.339	9:43:51.590
4 -	1:49.518	+ 1.038	9:36:29.994	9 -	1:48.879	+ 0.399	9:45:40.469
5 -	1:48.899	+ 0.419	9:38:18.893	10 -	1:48.480		9:47:28.949
76	Barry LINLEY		Van Diemen RF99				
1 -	1:51.691	+ 3.102	9:31:01.606	6 -	1:54.676	+ 6.087	9:40:12.692
2 -	1:48.589		9:32:50.195	7 -	1:48.991	+ 0.402	9:42:01.683
3 -	1:50.280	+ 1.691	9:34:40.475	8 -	1:48.668	+ 0.079	9:43:50.351
4 -	1:48.771	+ 0.182	9:36:29.246	9 -	1:48.686	+ 0.097	9:45:39.037
5 -	1:48.770	+ 0.181	9:38:18.016	10 -	1:49.911	+ 1.322	9:47:28.948
91	John MURPHY		Van Diemen RF99				
1 -	1:51.817	+ 1.388	9:31:06.132	5 -	1:50.919	+ 0.490	9:38:29.987
2 -	1:50.984	+ 0.555	9:32:57.116	6 -	1:50.962	+ 0.533	9:40:20.949
3 -	1:50.995	+ 0.566	9:34:48.111	7 -	1:50.429		9:42:11.378
4 -	1:50.957	+ 0.528	9:36:39.068	8 -	1:59.196 P	+ 8.767	9:44:10.574

Carphone Warehouse Networks powering TalkTalk Club NW FF1600

RACE 3 - GRID

ROW 7	1:55.335 8 David GAVAN	2:04.218 27 Ian WOOD
ROW 6	1:51.564 6 Jeremy UNSWORTH	1:53.888 9 Jeff HODGSON
ROW 5	1:50.581 15 Jose MARIA	1:50.768 25 Nigel DOE
ROW 4	1:49.876 7 Simon KINSEY	1:50.429 91 John MURPHY
ROW 3	1:48.589 76 Barry LINLEY	1:49.372 62 Chris CHISNALL
ROW 2	1:48.480 74 Martin SHORT	1:48.548 29 Stuart GOUGH
ROW 1	1:47.269 1 Gavin WILLS	1:47.622 33 Graham CARROLL
Pole		
		

Oulton Park International
Circuit Length = 2.6920 miles

These results are provisional until the conclusion of any judicial and technical matters.

Clerk of Course :		Timekeeper :

Carphone Warehouse Networks powering TalkTalk Club NW FF1600
RACE 3 - CLASSIFICATION

POS	NO	CL	NAME	ENTRY	LAPS	TIME	GAP	DIFF	MPH	BEST	ON
1	33	B	Graham CARROLL	Van Diemen RF90	11	19:56.776			89.07	1:47.793	6
2	29	A	Stuart GOUGH	Ray GRS07	11	19:57.814	1.038	1.038	88.99	1:47.882	6
3	1	A	Gavin WILLS	Van Diemen RF00	11	19:58.400	1.624	0.586	88.95	1:47.327	6
4	74	A	Martin SHORT	Van Diemen RF00	11	20:16.577	19.801	18.177	87.62	1:49.516	6
5	76	A	Barry LINLEY	Van Diemen RF99	11	20:19.859	23.083	3.282	87.39	1:48.220	6
6	62	A	Chris CHISNALL	Van Diemen RF00	11	20:22.898	26.122	3.039	87.17	1:49.855	7
7	91	A	John MURPHY	Van Diemen RF99	11	20:23.797	27.021	0.899	87.10	1:49.708	10
8	7	A	Simon KINSEY	Van Diemen RF01	11	20:25.144	28.368	1.347	87.01	1:49.733	7
9	25	B	Nigel DOE	Van Diemen RF90	11	20:37.252	40.476	12.108	86.16	1:50.618	6
10	15	A	Jose MARIA	Ray GRS07	11	20:37.391	40.615	0.139	86.15	1:50.348	6
11	6	B	Jeremy UNSWORTH	Swift SC93	11	21:03.427	1:06.651	26.036	84.37	1:50.511	6
12	9	A	Jeff HODGSON	Van Diemen RF02	11	21:03.697	1:06.921	0.270	84.35	1:53.485	11
13	8	A	David GAVAN	Van Diemen 96	11	21:33.453	1:36.677	29.756	82.41	1:55.062	11
14	27	B	Ian WOOD	Swift SC94	10	20:59.928	1 lap	1 lap	76.91	2:02.931	2

FASTEST LAP

1	A	Gavin WILLS	Van Diemen RF00	6	1:47.327	90.29 mph	145.31 kph
33	B	Graham CARROLL	Van Diemen RF90	6	1:47.793	89.90 mph	144.69 kph

Weather / Track : Cloudy / Dry

These results are provisional until the conclusion of any judicial and technical matters.

Oulton Park International
 Circuit Length = 2.6920 miles
 Start: 12:22 End: 12:44

Clerk of Course :		Timekeeper :
-------------------	--	--------------

Carphone Warehouse Networks powering TalkTalk Club NW FF1600

RACE 3 - LAP CHART

Lap 1			Lap 2			Lap 3			Lap 4			Lap 5		
No	Behind	Laptime	No	Behind	Laptime	No	Behind	Laptime	No	Behind	Laptime	No	Behind	Laptime
1		1:53.933	1		1:48.222	1		1:48.074	33		1:48.341	33		1:48.232
33	0.273	1:54.206	33	0.243	1:48.192	33	0.286	1:48.117	1	0.208	1:48.835	1	0.718	1:48.742
29	0.603	1:54.536	29	0.622	1:48.241	29	1.085	1:48.537	29	0.392	1:47.934	29	1.131	1:48.971
74	2.842	1:56.775	74	5.229	1:50.609	74	7.363	1:50.208	74	8.930	1:50.194	74	10.371	1:49.673
62	3.822	1:57.755	62	7.166	1:51.566	62	10.112	1:51.020	76	10.979	1:49.493	76	11.668	1:48.921
76	3.823	1:57.756	76	7.167	1:51.566	76	10.113	1:51.020	62	12.528	1:51.043	62	14.442	1:50.146
91	4.355	1:58.288	7	7.496	1:51.325	7	10.416	1:50.994	7	12.592	1:50.803	7	14.655	1:50.295
7	4.393	1:58.326	91	7.978	1:51.845	91	10.699	1:50.795	91	13.079	1:51.007	91	15.145	1:50.298
25	5.968	1:59.901	25	10.072	1:52.326	25	14.490	1:52.492	25	18.383	1:52.520	25	21.524	1:51.373
15	6.229	2:00.162	15	10.281	1:52.274	15	14.622	1:52.415	15	18.470	1:52.475	15	22.325	1:52.087
6	6.766	2:00.699	6	10.463	1:51.919	6	15.095	1:52.706	6	18.825	1:52.357	6	22.827	1:52.234
9	8.387	2:02.320	9	15.189	1:55.024	9	21.592	1:54.477	9	27.439	1:54.474	9	33.231	1:54.024
8	12.367	2:06.300	8	22.104	1:57.959	8	31.892	1:57.862	8	40.973	1:57.708	8	49.460	1:56.719
27	15.181	2:09.114	27	29.890	2:02.931	27	46.057	2:04.241	27	1:02.095	2:04.665	27	1:18.546	2:04.683

Carphone Warehouse Networks powering TalkTalk Club NW FF1600

RACE 3 - LAP CHART

Lap 6			Lap 7			Lap 8			Lap 9			Lap 10		
No	Behind	Laptime	No	Behind	Laptime	No	Behind	Laptime	No	Behind	Laptime	No	Behind	Laptime
33		1:47.793	33		1:48.368	33		1:48.834	33		1:48.377	33		1:47.921
1	0.252	1:47.327	1	0.151	1:48.267	1	0.226	1:48.909	1	0.250	1:48.401	1	0.291	1:47.962
29	1.220	1:47.882	29	1.020	1:48.168	29	0.523	1:48.337	29	0.612	1:48.466	29	0.930	1:48.239
74	12.094	1:49.516	74	13.590	1:49.864	27	1 LAP	2:05.798	74	16.012	1:49.809	74	17.643	1:49.552
76	12.095	1:48.220	76	14.437	1:50.710	74	14.580	1:49.824	76	17.073	1:49.727	76	18.408	1:49.256
62	16.858	1:50.209	62	18.345	1:49.855	76	15.723	1:50.120	62	22.013	1:50.839	62	23.983	1:49.891
7	17.377	1:50.515	7	18.742	1:49.733	62	19.551	1:50.040	7	22.207	1:50.911	7	24.448	1:50.162
91	17.901	1:50.549	91	20.202	1:50.669	7	19.673	1:49.765	91	23.532	1:50.537	91	25.319	1:49.708
25	24.349	1:50.618	25	26.696	1:50.715	91	21.372	1:50.004	27	1 LAP	2:09.432	25	37.398	1:51.188
15	24.880	1:50.348	15	27.593	1:51.081	25	28.886	1:51.024	25	34.131	1:53.622	15	38.146	1:51.816
6	25.545	1:50.511	6	27.701	1:50.524	15	30.027	1:51.268	15	34.251	1:52.601	27	1 LAP	2:06.904
9	39.463	1:54.025	9	45.202	1:54.107	9	50.556	1:54.188	9	55.768	1:53.589	6	1:01.452	1:53.391
8	58.489	1:56.822	8	1:07.071	1:56.950	6	52.098	2:13.231	6	55.982	1:52.261	9	1:01.831	1:53.984
27	1:36.393	2:05.640				8	1:15.157	1:56.920	8	1:22.498	1:55.718	8	1:30.010	1:55.433

Carphone Warehouse Networks powering TalkTalk Club NW FF1600

RACE 3 - LAP CHART

Lap 11		
No	Behind	Laptime
33		1:48.395
29	1.038	1:48.503
1	1.624	1:49.728
74	19.801	1:50.553
76	23.083	1:53.070
62	26.122	1:50.534
91	27.021	1:50.097
7	28.368	1:52.315
25	40.476	1:51.473
15	40.615	1:50.864
27	1 LAP	2:06.520
6	1:06.651	1:53.594
9	1:06.921	1:53.485
8	1:36.677	1:55.062

Fun Cup

QUALIFYING - RACE 5 - CLASSIFICATION

POS	NO	CL	NAME	ENTRY	TIME	ON	LAPS	GAP	DIFF	MPH
1	221		Eugene O'BRIEN	O'Brien/Walker	2:03.537	24	25			78.44
2	131		Steve HARRIS	Rose/Harris/Pelle	2:04.229	6	16	0.692	0.692	78.01
3	88		Sean McINERENY	McInerney/Griffiths	2:04.525	15	16	0.988	0.296	77.82
4	212		Andrew MARTINDALE	Martindale/Cornthwaite	2:04.837	2	16	1.300	0.312	77.63
5	1		Neil PLIMMER	Plimmer/Fawcett	2:05.154	13	17	1.617	0.317	77.43
6	108		Ian DYKE	Dyke/Cole	2:05.356	14	25	1.819	0.202	77.31
7	210		Chris HART	Martindale/Hart	2:05.364	12	18	1.827	0.008	77.30
8	41		Alistair STENHOUSE	Stenhouse/Darbey	2:05.500	19	22	1.963	0.136	77.22
9	245		Richard INCE	Ince/Reynolds	2:05.527	10	27	1.990	0.027	77.20
10	110		Ben LACK	Chard/Lack/Sumsion	2:05.567	15	25	2.030	0.040	77.18
11	190		Marc CONNELL	Connell/Connell/Connell	2:05.595	13	21	2.058	0.028	77.16
12	246		Nigel REUBEN	Reuben	2:05.596	20	24	2.059	0.001	77.16
13	102		Tony BURTON	Johansen/Burton	2:05.745	16	25	2.208	0.149	77.07
14	248		Rob TOMLINSON	Tomlinson/Honarmand/Carannante	2:05.893	11	22	2.356	0.148	76.98
15	92		Mark GILLAM	Gillam/Middlehurst	2:06.070	14	22	2.533	0.177	76.87
16	146		Chris WEATHERILL	Acton/Jackson/Weatherill	2:06.081	4	24	2.544	0.011	76.86
17	14		Ian BANKHURST	Padmore/Bankhurst/Gaston	2:06.232	1	19	2.695	0.151	76.77
18	104		Adrian WOOD		2:06.654	15	16	3.117	0.422	76.51
19	207		Mark BURTON	Burton/Pattle	2:06.694	18	25	3.157	0.040	76.49
20	103		Tim WHEELDON	Wheeldon/Griffiths	2:06.771	6	24	3.234	0.077	76.44
21	182		Nathalie MAILLET	Dubois/Maillet	2:06.809	23	23	3.272	0.038	76.42
22	220		Peter FLYNN	Eyre/Ramsey/Flynn	2:06.826	13	21	3.289	0.017	76.41
23	101		Lance ROBSON	Jones/Ashby/Robson	2:06.834	6	22	3.297	0.008	76.40
24	22		Mark HOPE	Bgatov/Hope/Gusterson	2:06.931	6	25	3.394	0.097	76.35
25	4		Gilles DEBRUS	Debrus/Apperce	2:07.197	14	17	3.660	0.266	76.19
26	99		Nathan LUCKEY	Harrison/Luckey	2:07.500	22	23	3.963	0.303	76.01
27	49		Ricky GASTON	Gaston/Bankhurst	2:07.749	2	25	4.212	0.249	75.86
28	106		Peter JARMAN	Jarman/Jarman	2:07.758	19	19	4.221	0.009	75.85
29	111		Mike McCOLLUM	Anderson/McCollum/Walker	2:08.555	5	24	5.018	0.797	75.38
30	189		Mark SIMM	Greensmith/Simm	2:08.690	16	25	5.153	0.135	75.30
31	342		David FORT	Fort/Martindale	2:09.142	7	21	5.605	0.452	75.04
32	186		David LEE	Lee/Duff/Young/Hutchinson	2:12.033	17	20	8.496	2.891	73.40
33	188		Bill FORSYTH	Barlow/Coker	2:12.294	17	22	8.757	0.261	73.25

Weather / Track : Cloudy / Dry

These results are provisional until the conclusion of any judicial and technical matters.

Oulton Park International
Circuit Length = 2.6920 miles
Start: 09:54 End: 10:57

Clerk of Course :

Timekeeper :

Fun Cup

QUALIFYING - RACE 5 - LAP ANALYSIS

1	Neil PLIMMER			Plimmer/Fawcett			
1 -	2:06.523	+ 1.369	10:00:11.914	10 -	4:21.762	+ 2:16.608	10:23:50.979
2 -	2:05.874	+ 0.720	10:02:17.788	11 -	2:49.163	+ 44.009	10:26:40.142
3 -	2:06.273	+ 1.119	10:04:24.061	12 -	2:24.263	+ 19.109	10:29:04.405
4 -	2:05.914	+ 0.760	10:06:29.975	13 -	2:05.154		10:31:09.559
5 -	2:05.449	+ 0.295	10:08:35.424	14 -	2:06.193	+ 1.039	10:33:15.752
6 -	2:10.533 P	+ 5.379	10:10:45.957	15 -	2:05.571	+ 0.417	10:35:21.323
7 -	4:22.984	+ 2:17.830	10:15:08.941	16 -	2:15.972 P	+ 10.818	10:37:37.295
8 -	2:05.989	+ 0.835	10:17:14.930	17 -	4:48.228 P	+ 2:43.074	10:42:25.523
9 -	2:14.287 P	+ 9.133	10:19:29.217				
4	Gilles DEBRUS			Debrus/Apperce			
1 -	2:07.551	+ 0.354	10:06:55.929	10 -	2:18.740 P	+ 11.543	10:35:15.679
2 -	2:07.881	+ 0.684	10:09:03.810	11 -	4:02.637	+ 1:55.440	10:39:18.316
3 -	2:15.394 P	+ 8.197	10:11:19.204	12 -	2:12.779	+ 5.582	10:41:31.095
4 -	4:25.490	+ 2:18.293	10:15:44.694	13 -	2:07.467	+ 0.270	10:43:38.562
5 -	2:27.198 P	+ 20.001	10:18:11.892	14 -	2:07.197		10:45:45.759
6 -	8:15.834	+ 6:08.637	10:26:27.726	15 -	2:07.407	+ 0.210	10:47:53.166
7 -	2:09.640	+ 2.443	10:28:37.366	16 -	2:08.552	+ 1.355	10:50:01.718
8 -	2:09.671	+ 2.474	10:30:47.037	17 -	2:15.245 P	+ 8.048	10:52:16.963
9 -	2:09.902	+ 2.705	10:32:56.939				
14	Ian BANKHURST			Padmore/Bankhurst/Gaston			
1 -	2:06.232		9:58:45.207	11 -	2:14.386	+ 8.154	10:28:43.903
2 -	2:11.755 P	+ 5.523	10:00:56.962	12 -	2:12.716	+ 6.484	10:30:56.619
3 -	4:52.956	+ 2:46.724	10:05:49.918	13 -	2:18.634 P	+ 12.402	10:33:15.253
4 -	2:12.427 P	+ 6.195	10:08:02.345	14 -	8:12.752 P	+ 6:06.520	10:41:28.005
5 -	3:50.008	+ 1:43.776	10:11:52.353	15 -	3:10.861	+ 1:04.629	10:44:38.866
6 -	2:10.415	+ 4.183	10:14:02.768	16 -	2:09.906	+ 3.674	10:46:48.772
7 -	2:08.493	+ 2.261	10:16:11.261	17 -	2:10.188	+ 3.956	10:48:58.960
8 -	2:15.790 P	+ 9.558	10:18:27.051	18 -	2:17.209 P	+ 10.977	10:51:16.169
9 -	4:46.973	+ 2:40.741	10:23:14.024	19 -	4:35.578	+ 2:29.346	10:55:51.747
10 -	3:15.493	+ 1:09.261	10:26:29.517				
22	Mark HOPE			Bgatov/Hope/Gusterson			
1 -	2:14.842	+ 7.911	9:57:34.631	14 -	2:08.821	+ 1.890	10:30:41.382
2 -	2:13.808	+ 6.877	9:59:48.439	15 -	2:07.782	+ 0.851	10:32:49.164
3 -	2:09.807	+ 2.876	10:01:58.246	16 -	2:08.131	+ 1.200	10:34:57.295
4 -	2:15.555	+ 8.624	10:04:13.801	17 -	2:07.785	+ 0.854	10:37:05.080
5 -	2:07.817	+ 0.886	10:06:21.618	18 -	2:09.203	+ 2.272	10:39:14.283
6 -	2:06.931		10:08:28.549	19 -	2:08.061	+ 1.130	10:41:22.344
7 -	2:08.703	+ 1.772	10:10:37.252	20 -	2:14.475 P	+ 7.544	10:43:36.819
8 -	2:10.375 P	+ 3.444	10:12:47.627	21 -	3:27.423	+ 1:20.492	10:47:04.242
9 -	4:19.424	+ 2:12.493	10:17:07.051	22 -	2:07.497	+ 0.566	10:49:11.739
10 -	2:13.276	+ 6.345	10:19:20.327	23 -	2:08.566	+ 1.635	10:51:20.305
11 -	2:57.217	+ 50.286	10:22:17.544	24 -	2:07.460	+ 0.529	10:53:27.765
12 -	4:03.874	+ 1:56.943	10:26:21.418	25 -	2:07.061	+ 0.130	10:55:34.826
13 -	2:11.143	+ 4.212	10:28:32.561				
41	Alistair STENHOUSE			Stenhouse/Darbey			
1 -	2:09.204	+ 3.704	9:59:44.432	12 -	2:07.367	+ 1.867	10:29:25.378
2 -	2:07.272	+ 1.772	10:01:51.704	13 -	2:06.107	+ 0.607	10:31:31.485
3 -	2:07.779	+ 2.279	10:03:59.483	14 -	2:10.177	+ 4.677	10:33:41.662
4 -	2:15.850 P	+ 10.350	10:06:15.333	15 -	2:06.228	+ 0.728	10:35:47.890
5 -	3:13.551	+ 1:08.051	10:09:28.884	16 -	2:06.789	+ 1.289	10:37:54.679
6 -	2:07.452	+ 1.952	10:11:36.336	17 -	2:29.393 P	+ 23.893	10:40:24.072
7 -	2:07.256	+ 1.756	10:13:43.592	18 -	4:12.127	+ 2:06.627	10:44:36.199
8 -	2:12.015 P	+ 6.515	10:15:55.607	19 -	2:05.500		10:46:41.699
9 -	3:25.101	+ 1:19.601	10:19:20.708	20 -	2:06.238	+ 0.738	10:48:47.937
10 -	3:04.683 P	+ 59.183	10:22:25.391	21 -	2:06.703	+ 1.203	10:50:54.640
11 -	4:52.620	+ 2:47.120	10:27:18.011	22 -	2:40.980 P	+ 35.480	10:53:35.620
49	Ricky GASTON			Gaston/Bankhurst			
1 -	2:08.002	+ 0.253	9:58:51.578	14 -	2:15.480	+ 7.731	10:31:06.973

Oulton Park International
Circuit Length = 2.6920 miles
Start: 09:54 End: 10:57

Weather / Track : Cloudy / Dry

Fun Cup

QUALIFYING - RACE 5 - LAP ANALYSIS

2 -	2:07.749		10:00:59.327	15 -	2:15.567	+ 7.818	10:33:22.540
3 -	2:09.265	+ 1.516	10:03:08.592	16 -	2:18.385	+ 10.636	10:35:40.925
4 -	2:14.657 P	+ 6.908	10:05:23.249	17 -	2:14.729	+ 6.980	10:37:55.654
5 -	3:09.317	+ 1:01.568	10:08:32.566	18 -	2:13.156	+ 5.407	10:40:08.810
6 -	2:13.057	+ 5.308	10:10:45.623	19 -	2:13.039	+ 5.290	10:42:21.849
7 -	2:10.720	+ 2.971	10:12:56.343	20 -	2:14.266	+ 6.517	10:44:36.115
8 -	2:10.433	+ 2.684	10:15:06.776	21 -	2:13.209	+ 5.460	10:46:49.324
9 -	2:14.563 P	+ 6.814	10:17:21.339	22 -	2:15.003	+ 7.254	10:49:04.327
10 -	3:26.506	+ 1:18.757	10:20:47.845	23 -	2:14.625	+ 6.876	10:51:18.952
11 -	2:29.107	+ 21.358	10:23:16.952	24 -	2:13.986	+ 6.237	10:53:32.938
12 -	3:18.296	+ 1:10.547	10:26:35.248	25 -	2:16.202	+ 8.453	10:55:49.140
13 -	2:16.245	+ 8.496	10:28:51.493				
88	Sean McINERENY			McInerney/Griffiths			
1 -	2:11.829	+ 7.304	9:59:26.781	9 -	7:35.455	+ 5:30.930	10:22:10.001
2 -	2:08.525	+ 4.000	10:01:35.306	10 -	4:03.316	+ 1:58.791	10:26:13.317
3 -	2:07.287	+ 2.762	10:03:42.593	11 -	2:08.445	+ 3.920	10:28:21.762
4 -	2:06.621	+ 2.096	10:05:49.214	12 -	2:06.734	+ 2.209	10:30:28.496
5 -	2:06.938	+ 2.413	10:07:56.152	13 -	2:05.105	+ 0.580	10:32:33.601
6 -	2:07.220	+ 2.695	10:10:03.372	14 -	2:06.110	+ 1.585	10:34:39.711
7 -	2:07.602	+ 3.077	10:12:10.974	15 -	2:04.525		10:36:44.236
8 -	2:23.572 P	+ 19.047	10:14:34.546	16 -	2:14.930 P	+ 10.405	10:38:59.166
92	Mark GILLAM			Gillam/Middlehurst			
1 -	2:10.117	+ 4.047	9:59:05.546	12 -	2:12.212	+ 6.142	10:30:44.321
2 -	2:08.717	+ 2.647	10:01:14.263	13 -	2:10.356	+ 4.286	10:32:54.677
3 -	2:08.575	+ 2.505	10:03:22.838	14 -	2:06.070		10:35:00.747
4 -	2:14.213 P	+ 8.143	10:05:37.051	15 -	2:14.634 P	+ 8.564	10:37:15.381
5 -	4:16.597	+ 2:10.527	10:09:53.648	16 -	4:20.300	+ 2:14.230	10:41:35.681
6 -	2:15.223 P	+ 9.153	10:12:08.871	17 -	2:07.442	+ 1.372	10:43:43.123
7 -	4:19.416	+ 2:13.346	10:16:28.287	18 -	2:10.167	+ 4.097	10:45:53.290
8 -	2:07.348	+ 1.278	10:18:35.635	19 -	2:15.236	+ 9.166	10:48:08.526
9 -	3:33.422	+ 1:27.352	10:22:09.057	20 -	2:14.030	+ 7.960	10:50:22.556
10 -	4:03.652	+ 1:57.582	10:26:12.709	21 -	2:10.234	+ 4.164	10:52:32.790
11 -	2:19.400	+ 13.330	10:28:32.109	22 -	2:07.829	+ 1.759	10:54:40.619
99	Nathan LUCKEY			Harrison/Luckey			
1 -	2:10.891	+ 3.391	9:59:24.950	13 -	2:12.925	+ 5.425	10:28:48.618
2 -	2:11.181	+ 3.681	10:01:36.131	14 -	2:09.866	+ 2.366	10:30:58.484
3 -	2:07.510	+ 0.010	10:03:43.641	15 -	2:11.118	+ 3.618	10:33:09.602
4 -	2:11.189 P	+ 3.689	10:05:54.830	16 -	2:11.723	+ 4.223	10:35:21.325
5 -	3:42.347	+ 1:34.847	10:09:37.177	17 -	2:08.640	+ 1.140	10:37:29.965
6 -	2:14.844	+ 7.344	10:11:52.021	18 -	2:14.582 P	+ 7.082	10:39:44.547
7 -	2:12.895	+ 5.395	10:14:04.916	19 -	3:32.609	+ 1:25.109	10:43:17.156
8 -	2:10.883	+ 3.383	10:16:15.799	20 -	2:08.072	+ 0.572	10:45:25.228
9 -	2:11.731	+ 4.231	10:18:27.530	21 -	2:08.183	+ 0.683	10:47:33.411
10 -	2:22.776	+ 15.276	10:20:50.306	22 -	2:07.500		10:49:40.911
11 -	2:27.388	+ 19.888	10:23:17.694	23 -	2:29.088 P	+ 21.588	10:52:09.999
12 -	3:17.999	+ 1:10.499	10:26:35.693				
101	Lance ROBSON			Jones/Ashby/Robson			
1 -	2:21.953	+ 15.119	10:02:46.827	12 -	2:07.049	+ 0.215	10:30:51.823
2 -	2:15.828	+ 8.994	10:05:02.655	13 -	2:12.313 P	+ 5.479	10:33:04.136
3 -	2:14.592	+ 7.758	10:07:17.247	14 -	4:12.773	+ 2:05.939	10:37:16.909
4 -	2:16.025 P	+ 9.191	10:09:33.272	15 -	2:25.366	+ 18.532	10:39:42.275
5 -	2:58.426	+ 51.592	10:12:31.698	16 -	2:23.016	+ 16.182	10:42:05.291
6 -	2:06.834		10:14:38.532	17 -	2:30.746 P	+ 23.912	10:44:36.037
7 -	2:07.398	+ 0.564	10:16:45.930	18 -	2:57.156	+ 50.322	10:47:33.193
8 -	2:10.567	+ 3.733	10:18:56.497	19 -	2:15.838	+ 9.004	10:49:49.031
9 -	3:20.540 P	+ 1:13.706	10:22:17.037	20 -	2:16.734	+ 9.900	10:52:05.765
10 -	4:19.392	+ 2:12.558	10:26:36.429	21 -	2:16.998	+ 10.164	10:54:22.763
11 -	2:08.345	+ 1.511	10:28:44.774	22 -	2:15.976	+ 9.142	10:56:38.739
102	Tony BURTON			Johansen/Burton			
1 -	2:15.710	+ 9.965	9:59:06.142	14 -	2:05.986	+ 0.241	10:31:12.361

Oulton Park International
Circuit Length = 2.6920 miles
Start: 09:54 End: 10:57

Weather / Track : Cloudy / Dry

Fun Cup

QUALIFYING - RACE 5 - LAP ANALYSIS

2 -	2:10.742	+ 4.997	10:01:16.884	15 -	2:06.594	+ 0.849	10:33:18.955
3 -	2:09.053	+ 3.308	10:03:25.937	16 -	2:05.745		10:35:24.700
4 -	2:10.639	+ 4.894	10:05:36.576	17 -	2:06.146	+ 0.401	10:37:30.846
5 -	2:17.069 P	+ 11.324	10:07:53.645	18 -	2:15.176 P	+ 9.431	10:39:46.022
6 -	3:13.792	+ 1:08.047	10:11:07.437	19 -	3:02.851	+ 57.106	10:42:48.873
7 -	2:08.025	+ 2.280	10:13:15.462	20 -	2:10.373	+ 4.628	10:44:59.246
8 -	2:07.740	+ 1.995	10:15:23.202	21 -	2:09.121	+ 3.376	10:47:08.367
9 -	2:07.134	+ 1.389	10:17:30.336	22 -	2:10.225	+ 4.480	10:49:18.592
10 -	2:07.963	+ 2.218	10:19:38.299	23 -	2:09.712	+ 3.967	10:51:28.304
11 -	2:51.527 P	+ 45.782	10:22:29.826	24 -	2:09.728	+ 3.983	10:53:38.032
12 -	4:21.907	+ 2:16.162	10:26:51.733	25 -	2:10.577	+ 4.832	10:55:48.609
13 -	2:14.642	+ 8.897	10:29:06.375				
103	Tim WHEELDON			Wheeldon/Griffiths			
1 -	2:09.547	+ 2.776	9:59:14.301	13 -	2:10.025	+ 3.254	10:29:16.556
2 -	2:12.830 P	+ 6.059	10:01:27.131	14 -	2:09.706	+ 2.935	10:31:26.262
3 -	3:00.768	+ 53.997	10:04:27.899	15 -	2:09.551	+ 2.780	10:33:35.813
4 -	2:08.272	+ 1.501	10:06:36.171	16 -	2:09.470	+ 2.699	10:35:45.283
5 -	2:06.930	+ 0.159	10:08:43.101	17 -	2:08.148	+ 1.377	10:37:53.431
6 -	2:06.771		10:10:49.872	18 -	2:07.717	+ 0.946	10:40:01.148
7 -	2:07.231	+ 0.460	10:12:57.103	19 -	2:07.386	+ 0.615	10:42:08.534
8 -	2:07.662	+ 0.891	10:15:04.765	20 -	2:09.477	+ 2.706	10:44:18.011
9 -	2:12.632 P	+ 5.861	10:17:17.397	21 -	2:08.029	+ 1.258	10:46:26.040
10 -	2:41.945	+ 35.174	10:19:59.342	22 -	2:07.334	+ 0.563	10:48:33.374
11 -	2:38.122 P	+ 31.351	10:22:37.464	23 -	2:17.119 P	+ 10.348	10:50:50.493
12 -	4:29.067	+ 2:22.296	10:27:06.531	24 -	4:41.216	+ 2:34.445	10:55:31.709
104	Adrian WOOD						
1 -	2:09.670	+ 3.016	9:59:23.887	9 -	2:35.710	+ 21:51.056	10:39:50.621
2 -	2:08.273	+ 1.619	10:01:32.160	10 -	2:09.956	+ 3.302	10:42:00.577
3 -	2:07.929	+ 1.275	10:03:40.089	11 -	2:08.945	+ 2.291	10:44:09.522
4 -	2:08.547	+ 1.893	10:05:48.636	12 -	2:09.243	+ 2.589	10:46:18.765
5 -	2:12.124 P	+ 5.470	10:08:00.760	13 -	2:09.196	+ 2.542	10:48:27.961
6 -	3:38.167	+ 1:31.513	10:11:38.927	14 -	2:07.651	+ 0.997	10:50:35.612
7 -	2:06.741	+ 0.087	10:13:45.668	15 -	2:06.654		10:52:42.266
8 -	2:07.243	+ 0.589	10:15:52.911	16 -	2:07.141	+ 0.487	10:54:49.407
106	Peter JARMAN			Jarman/Jarman			
1 -	2:16.312	+ 8.554	9:59:50.389	11 -	2:10.464	+ 2.706	10:30:33.811
2 -	2:11.530	+ 3.772	10:02:01.919	12 -	2:10.098	+ 2.340	10:32:43.909
3 -	2:12.646	+ 4.888	10:04:14.565	13 -	2:09.564	+ 1.806	10:34:53.473
4 -	2:11.980	+ 4.222	10:06:26.545	14 -	2:08.446	+ 0.688	10:37:01.919
5 -	2:12.061	+ 4.303	10:08:38.606	15 -	2:08.077	+ 0.319	10:39:09.996
6 -	2:10.316	+ 2.558	10:10:48.922	16 -	2:09.457	+ 1.699	10:41:19.453
7 -	2:17.711 P	+ 9.953	10:13:06.633	17 -	2:08.616	+ 0.858	10:43:28.069
8 -	5:39.898	+ 3:32.140	10:18:46.531	18 -	2:08.415	+ 0.657	10:45:36.484
9 -	3:28.800 P	+ 1:21.042	10:22:15.331	19 -	2:07.758		10:47:44.242
10 -	6:08.016	+ 4:00.258	10:28:23.347				
108	Ian DYKE			Dyke/Cole			
1 -	2:10.452	+ 5.096	9:59:25.219	14 -	2:05.356		10:31:27.646
2 -	2:07.465	+ 2.109	10:01:32.684	15 -	2:09.180	+ 3.824	10:33:36.826
3 -	2:07.695	+ 2.339	10:03:40.379	16 -	2:07.695	+ 2.339	10:35:44.521
4 -	2:13.105 P	+ 7.749	10:05:53.484	17 -	2:07.007	+ 1.651	10:37:51.528
5 -	2:55.504	+ 50.148	10:08:48.988	18 -	2:08.196	+ 2.840	10:39:59.724
6 -	2:06.579	+ 1.223	10:10:55.567	19 -	2:07.330	+ 1.974	10:42:07.054
7 -	2:06.829	+ 1.473	10:13:02.396	20 -	2:06.737	+ 1.381	10:44:13.791
8 -	2:05.829	+ 0.473	10:15:08.225	21 -	2:06.145	+ 0.789	10:46:19.936
9 -	2:05.568	+ 0.212	10:17:13.793	22 -	2:07.354	+ 1.998	10:48:27.290
10 -	2:09.712	+ 4.356	10:19:23.505	23 -	2:07.468	+ 2.112	10:50:34.758
11 -	2:59.285	+ 53.929	10:22:22.790	24 -	2:05.834	+ 0.478	10:52:40.592
12 -	4:07.802 P	+ 2:02.446	10:26:30.592	25 -	2:06.180	+ 0.824	10:54:46.772
13 -	2:51.698	+ 46.342	10:29:22.290				

Oulton Park International
Circuit Length = 2.6920 miles
Start: 09:54 End: 10:57

Weather / Track : Cloudy / Dry

Fun Cup

QUALIFYING - RACE 5 - LAP ANALYSIS

110		Ben LACK		Chard/Lack/Sumsion				
1 -	2:11.854		+ 6.287	9:59:02.379	14 -	2:08.805	+ 3.238	10:30:38.439
2 -	2:09.741		+ 4.174	10:01:12.120	15 -	2:05.567		10:32:44.006
3 -	2:08.283		+ 2.716	10:03:20.403	16 -	2:06.379	+ 0.812	10:34:50.385
4 -	2:08.461		+ 2.894	10:05:28.864	17 -	2:05.657	+ 0.090	10:36:56.042
5 -	2:16.737		+ 11.170	10:07:45.601	18 -	2:12.348 P	+ 6.781	10:39:08.390
6 -	2:08.664		+ 3.097	10:09:54.265	19 -	3:04.524	+ 58.957	10:42:12.914
7 -	2:10.143		+ 4.576	10:12:04.408	20 -	2:09.319	+ 3.752	10:44:22.233
8 -	2:12.832 P		+ 7.265	10:14:17.240	21 -	2:06.600	+ 1.033	10:46:28.833
9 -	2:50.696		+ 45.129	10:17:07.936	22 -	2:05.765	+ 0.198	10:48:34.598
10 -	2:08.210		+ 2.643	10:19:16.146	23 -	2:07.783	+ 2.216	10:50:42.381
11 -	3:00.263		+ 54.696	10:22:16.409	24 -	2:07.195	+ 1.628	10:52:49.576
12 -	4:03.680		+ 1:58.113	10:26:20.089	25 -	2:07.348	+ 1.781	10:54:56.924
13 -	2:09.545		+ 3.978	10:28:29.634				
111		Mike McCOLLUM		Anderson/McCollum/Walker				
1 -	2:13.045		+ 4.490	9:59:30.704	13 -	2:09.458	+ 0.903	10:30:35.678
2 -	2:13.118		+ 4.563	10:01:43.822	14 -	2:16.967 P	+ 8.412	10:32:52.645
3 -	2:09.905		+ 1.350	10:03:53.727	15 -	3:28.877	+ 1:20.322	10:36:21.522
4 -	2:09.212		+ 0.657	10:06:02.939	16 -	2:14.826	+ 6.271	10:38:36.348
5 -	2:08.555			10:08:11.494	17 -	2:11.816	+ 3.261	10:40:48.164
6 -	2:09.295		+ 0.740	10:10:20.789	18 -	2:11.742	+ 3.187	10:42:59.906
7 -	2:19.281 P		+ 10.726	10:12:40.070	19 -	2:12.937	+ 4.382	10:45:12.843
8 -	3:58.892		+ 1:50.337	10:16:38.962	20 -	2:10.510	+ 1.955	10:47:23.353
9 -	2:14.811		+ 6.256	10:18:53.773	21 -	2:09.130	+ 0.575	10:49:32.483
10 -	3:18.553		+ 1:09.998	10:22:12.326	22 -	2:36.161	+ 27.606	10:52:08.644
11 -	4:03.081		+ 1:54.526	10:26:15.407	23 -	2:15.997	+ 7.442	10:54:24.641
12 -	2:10.813		+ 2.258	10:28:26.220	24 -	2:14.529	+ 5.974	10:56:39.170
131		Steve HARRIS		Rose/Harris/Pelle				
1 -	2:05.236		+ 1.007	9:58:45.036	9 -	2:11.244	+ 7.015	10:18:21.208
2 -	2:05.194		+ 0.965	10:00:50.230	10 -	2:07.828	+ 3.599	10:20:29.036
3 -	2:09.985 P		+ 5.756	10:03:00.215	11 -	2:04.794 P	+ 0.565	10:22:33.830
4 -	2:47.726		+ 43.497	10:05:47.941	12 -	6:33.753	+ 4:29.524	10:29:07.583
5 -	2:04.508		+ 0.279	10:07:52.449	13 -	2:07.095	+ 2.866	10:31:14.678
6 -	2:04.229			10:09:56.678	14 -	2:05.351	+ 1.122	10:33:20.029
7 -	2:10.115 P		+ 5.886	10:12:06.793	15 -	2:04.925	+ 0.696	10:35:24.954
8 -	4:03.171		+ 1:58.942	10:16:09.964	16 -	2:10.941 P	+ 6.712	10:37:35.895
146		Chris WEATHERILL		Acton/Jackson/Weatherill				
1 -	2:07.937		+ 1.856	9:58:49.679	13 -	2:12.599 P	+ 6.518	10:31:02.647
2 -	2:11.472 P		+ 5.391	10:01:01.151	14 -	2:40.714	+ 34.633	10:33:43.361
3 -	3:23.473		+ 1:17.392	10:04:24.624	15 -	2:08.761	+ 2.680	10:35:52.122
4 -	2:06.081			10:06:30.705	16 -	2:07.949	+ 1.868	10:38:00.071
5 -	2:12.055 P		+ 5.974	10:08:42.760	17 -	2:07.137	+ 1.056	10:40:07.208
6 -	3:16.889		+ 1:10.808	10:11:59.649	18 -	2:13.498 P	+ 7.417	10:42:20.706
7 -	2:10.508		+ 4.427	10:14:10.157	19 -	3:05.066	+ 58.985	10:45:25.772
8 -	2:07.879		+ 1.798	10:16:18.036	20 -	2:07.866	+ 1.785	10:47:33.638
9 -	2:08.993		+ 2.912	10:18:27.029	21 -	2:07.950	+ 1.869	10:49:41.588
10 -	2:28.843 P		+ 22.762	10:20:55.872	22 -	2:07.119	+ 1.038	10:51:48.707
11 -	5:41.659		+ 3:35.578	10:26:37.531	23 -	2:06.820	+ 0.739	10:53:55.527
12 -	2:12.517		+ 6.436	10:28:50.048	24 -	2:06.327	+ 0.246	10:56:01.854
182		Nathalie MAILLET		Dubois/Maillet				
1 -	2:09.467		+ 2.658	10:01:38.990	13 -	2:08.268	+ 1.459	10:31:34.584
2 -	2:08.012		+ 1.203	10:03:47.002	14 -	2:08.168	+ 1.359	10:33:42.752
3 -	2:07.296		+ 0.487	10:05:54.298	15 -	2:08.788	+ 1.979	10:35:51.540
4 -	2:08.180		+ 1.371	10:08:02.478	16 -	2:10.935	+ 4.126	10:38:02.475
5 -	2:08.275		+ 1.466	10:10:10.753	17 -	2:08.005	+ 1.196	10:40:10.480
6 -	2:14.112 P		+ 7.303	10:12:24.865	18 -	2:08.423	+ 1.614	10:42:18.903
7 -	3:16.190		+ 1:09.381	10:15:41.055	19 -	2:25.865 P	+ 19.056	10:44:44.768
8 -	2:06.934		+ 0.125	10:17:47.989	20 -	3:28.934	+ 1:22.125	10:48:13.702
9 -	2:07.211		+ 0.402	10:19:55.200	21 -	2:11.608	+ 4.799	10:50:25.310
10 -	2:40.304 P		+ 33.495	10:22:35.504	22 -	2:07.615	+ 0.806	10:52:32.925

Oulton Park International
 Circuit Length = 2.6920 miles
 Start: 09:54 End: 10:57

Weather / Track : Cloudy / Dry

Fun Cup

QUALIFYING - RACE 5 - LAP ANALYSIS

11 -	4:41.404	+ 2:34.595	10:27:16.908	23 -	2:06.809		10:54:39.734
12 -	2:09.408	+ 2.599	10:29:26.316				
186	David LEE		Lee/Duff/Young/Hutchinson				
1 -	2:22.853	+ 10.820	10:00:26.131	11 -	4:30.315	+ 2:18.282	10:26:50.987
2 -	2:19.686	+ 7.653	10:02:45.817	12 -	2:17.441	+ 5.408	10:29:08.428
3 -	2:19.569	+ 7.536	10:05:05.386	13 -	2:17.600	+ 5.567	10:31:26.028
4 -	2:18.149	+ 6.116	10:07:23.535	14 -	2:16.597	+ 4.564	10:33:42.625
5 -	2:18.869	+ 6.836	10:09:42.404	15 -	2:15.010	+ 2.977	10:35:57.635
6 -	2:18.128	+ 6.095	10:12:00.532	16 -	2:13.683	+ 1.650	10:38:11.318
7 -	2:19.669	+ 7.636	10:14:20.201	17 -	2:12.033		10:40:23.351
8 -	2:17.855	+ 5.822	10:16:38.056	18 -	2:13.074	+ 1.041	10:42:36.425
9 -	2:21.546	+ 9.513	10:18:59.602	19 -	2:12.202	+ 0.169	10:44:48.627
10 -	3:21.070 P	+ 1:09.037	10:22:20.672	20 -	2:22.437 P	+ 10.404	10:47:11.064
188	Bill FORSYTH		Barlow/Coker				
1 -	2:27.242	+ 14.948	10:00:01.065	12 -	2:16.592	+ 4.298	10:29:07.090
2 -	2:19.255	+ 6.961	10:02:20.320	13 -	2:18.225	+ 5.931	10:31:25.315
3 -	2:18.685	+ 6.391	10:04:39.005	14 -	2:16.200	+ 3.906	10:33:41.515
4 -	2:18.012	+ 5.718	10:06:57.017	15 -	2:15.883	+ 3.589	10:35:57.398
5 -	2:18.013	+ 5.719	10:09:15.030	16 -	2:13.322	+ 1.028	10:38:10.720
6 -	2:16.426	+ 4.132	10:11:31.456	17 -	2:12.294		10:40:23.014
7 -	2:16.912	+ 4.618	10:13:48.368	18 -	2:13.291	+ 0.997	10:42:36.305
8 -	2:13.968	+ 1.674	10:16:02.336	19 -	2:14.400	+ 2.106	10:44:50.705
9 -	2:23.040	+ 10.746	10:18:25.376	20 -	2:13.719	+ 1.425	10:47:04.424
10 -	2:28.433 P	+ 16.139	10:20:53.809	21 -	2:18.606 P	+ 6.312	10:49:23.030
11 -	5:56.689	+ 3:44.395	10:26:50.498	22 -	5:14.482	+ 3:02.188	10:54:37.512
189	Mark SIMM		Greensmith/Simm				
1 -	2:11.321	+ 2.631	9:59:47.663	14 -	2:10.237	+ 1.547	10:31:41.705
2 -	2:09.950	+ 1.260	10:01:57.613	15 -	2:08.780	+ 0.090	10:33:50.485
3 -	2:12.744	+ 4.054	10:04:10.357	16 -	2:08.690		10:35:59.175
4 -	2:11.504	+ 2.814	10:06:21.861	17 -	2:11.557	+ 2.867	10:38:10.732
5 -	2:11.010	+ 2.320	10:08:32.871	18 -	2:08.931	+ 0.241	10:40:19.663
6 -	2:10.404	+ 1.714	10:10:43.275	19 -	2:09.331	+ 0.641	10:42:28.994
7 -	2:10.211	+ 1.521	10:12:53.486	20 -	2:10.451	+ 1.761	10:44:39.445
8 -	2:09.539	+ 0.849	10:15:03.025	21 -	2:09.831	+ 1.141	10:46:49.276
9 -	2:09.143	+ 0.453	10:17:12.168	22 -	2:09.481	+ 0.791	10:48:58.757
10 -	2:10.151	+ 1.461	10:19:22.319	23 -	2:10.374	+ 1.684	10:51:09.131
11 -	3:04.937 P	+ 56.247	10:22:27.256	24 -	2:10.251	+ 1.561	10:53:19.382
12 -	4:53.989	+ 2:45.299	10:27:21.245	25 -	2:10.298	+ 1.608	10:55:29.680
13 -	2:10.223	+ 1.533	10:29:31.468				
190	Marc CONNELL		Connell/Connell/Connell				
1 -	2:10.785	+ 5.190	9:59:06.530	12 -	2:06.369	+ 0.774	10:28:38.140
2 -	2:09.367	+ 3.772	10:01:15.897	13 -	2:05.595		10:30:43.735
3 -	2:08.019	+ 2.424	10:03:23.916	14 -	2:30.015	+ 24.420	10:33:13.750
4 -	2:12.064 P	+ 6.469	10:05:35.980	15 -	2:07.307	+ 1.712	10:35:21.057
5 -	5:01.819	+ 2:56.224	10:10:37.799	16 -	2:12.315 P	+ 6.720	10:37:33.372
6 -	2:07.033	+ 1.438	10:12:44.832	17 -	5:33.610	+ 3:28.015	10:43:06.982
7 -	2:07.330	+ 1.735	10:14:52.162	18 -	2:07.535	+ 1.940	10:45:14.517
8 -	2:06.834	+ 1.239	10:16:58.996	19 -	2:06.646	+ 1.051	10:47:21.163
9 -	2:13.367 P	+ 7.772	10:19:12.363	20 -	2:06.950	+ 1.355	10:49:28.113
10 -	4:03.618	+ 1:58.023	10:23:15.981	21 -	2:18.584 P	+ 12.989	10:51:46.697
11 -	3:15.790	+ 1:10.195	10:26:31.771				
207	Mark BURTON		Burton/Pattle				
1 -	2:12.545	+ 5.851	9:57:02.646	14 -	2:11.254	+ 4.560	10:31:21.841
2 -	2:12.300	+ 5.606	9:59:14.946	15 -	2:07.002	+ 0.308	10:33:28.843
3 -	2:09.632	+ 2.938	10:01:24.578	16 -	2:09.814	+ 3.120	10:35:38.657
4 -	2:09.506	+ 2.812	10:03:34.084	17 -	2:07.138	+ 0.444	10:37:45.795
5 -	2:09.580	+ 2.886	10:05:43.664	18 -	2:06.694		10:39:52.489
6 -	2:09.329	+ 2.635	10:07:52.993	19 -	2:30.631 P	+ 23.937	10:42:23.120
7 -	2:12.706 P	+ 6.012	10:10:05.699	20 -	2:55.105	+ 48.411	10:45:18.225
8 -	4:52.761	+ 2:46.067	10:14:58.460	21 -	2:07.962	+ 1.268	10:47:26.187

Oulton Park International
Circuit Length = 2.6920 miles
Start: 09:54 End: 10:57

Weather / Track : Cloudy / Dry

Fun Cup

QUALIFYING - RACE 5 - LAP ANALYSIS

9 -	2:08.916	+ 2.222	10:17:07.376	22 -	2:07.407	+ 0.713	10:49:33.594	
10 -	2:10.256	+ 3.562	10:19:17.632	23 -	2:07.940	+ 1.246	10:51:41.534	
11 -	3:05.008 P	+ 58.314	10:22:22.640	24 -	2:09.449	+ 2.755	10:53:50.983	
12 -	4:29.198 P	+ 2:22.504	10:26:51.838	25 -	2:08.211	+ 1.517	10:55:59.194	
13 -	2:18.749	+ 12.055	10:29:10.587					
210	Chris HART		Martindale/Hart					
1 -	2:07.566	+ 2.202	9:57:32.443	10 -	2:02.228 P	+ -3.136	10:22:31.104	
2 -	2:07.562	+ 2.198	9:59:40.005	11 -	11:49.332	+ 9:43.968	10:34:20.436	
3 -	2:05.975	+ 0.611	10:01:45.980	12 -	2:05.364		10:36:25.800	
4 -	2:07.503	+ 2.139	10:03:53.483	13 -	2:11.050 P	+ 5.686	10:38:36.850	
5 -	2:06.670	+ 1.306	10:06:00.153	14 -	5:58.746	+ 3:53.382	10:44:35.596	
6 -	2:11.513 P	+ 6.149	10:08:11.666	15 -	2:05.932	+ 0.568	10:46:41.528	
7 -	7:59.938	+ 5:54.574	10:16:11.604	16 -	2:10.409 P	+ 5.045	10:48:51.937	
8 -	2:10.003	+ 4.639	10:18:21.607	17 -	5:26.995	+ 3:21.631	10:54:18.932	
9 -	2:07.269	+ 1.905	10:20:28.876	18 -	2:46.457	+ 41.093	10:57:05.389	
212	Andrew MARTINDALE		Martindale/Corinthwaite					
1 -	2:07.787	+ 2.950	9:59:42.668	9 -	2:08.953	+ 4.116	10:19:21.014	
2 -	2:04.837		10:01:47.505	10 -	2:58.899	+ 54.062	10:22:19.913	
3 -	2:07.231	+ 2.394	10:03:54.736	11 -	4:03.441	+ 1:58.604	10:26:23.354	
4 -	2:05.898	+ 1.061	10:06:00.634	12 -	2:07.078	+ 2.241	10:28:30.432	
5 -	2:06.156	+ 1.319	10:08:06.790	13 -	2:08.373	+ 3.536	10:30:38.805	
6 -	2:13.913 P	+ 9.076	10:10:20.703	14 -	2:06.666	+ 1.829	10:32:45.471	
7 -	4:42.757	+ 2:37.920	10:15:03.460	15 -	2:07.011	+ 2.174	10:34:52.482	
8 -	2:08.601	+ 3.764	10:17:12.061	16 -	2:08.385	+ 3.548	10:37:00.867	
220	Peter FLYNN		Eyre/Ramsey/Flynn					
1 -	2:12.315	+ 5.489	9:59:09.681	12 -	4:20.314	+ 2:13.488	10:30:52.682	
2 -	2:08.345	+ 1.519	10:01:18.026	13 -	2:06.826		10:32:59.508	
3 -	2:19.261 P	+ 12.435	10:03:37.287	14 -	2:08.260	+ 1.434	10:35:07.768	
4 -	4:56.431	+ 2:49.605	10:08:33.718	15 -	2:08.593	+ 1.767	10:37:16.361	
5 -	2:10.071	+ 3.245	10:10:43.789	16 -	2:12.646	+ 5.820	10:39:29.007	
6 -	2:12.098	+ 5.272	10:12:55.887	17 -	2:07.683	+ 0.857	10:41:36.690	
7 -	2:09.275	+ 2.449	10:15:05.162	18 -	2:06.876	+ 0.050	10:43:43.566	
8 -	2:07.729	+ 0.903	10:17:12.891	19 -	2:10.051	+ 3.225	10:45:53.617	
9 -	2:11.945	+ 5.119	10:19:24.836	20 -	2:10.630	+ 3.804	10:48:04.247	
10 -	2:59.060	+ 5:22.234	10:22:23.896	21 -	2:15.471 P	+ 8.645	10:50:19.718	
11 -	4:08.472 P	+ 2:01.646	10:26:32.368					
221	Eugene O'BRIEN		O'Brien/Walker					
1 -	2:12.340	+ 8.803	9:57:32.877	14 -	2:08.629	+ 5.092	10:30:04.082	
2 -	2:07.644	+ 4.107	9:59:40.521	15 -	2:06.006	+ 2.469	10:32:10.088	
3 -	2:05.736	+ 2.199	10:01:46.257	16 -	2:05.482	+ 1.945	10:34:15.570	
4 -	2:10.378	+ 6.841	10:03:56.635	17 -	2:05.729	+ 2.192	10:36:21.299	
5 -	2:05.985	+ 2.448	10:06:02.620	18 -	2:05.932	+ 2.395	10:38:27.231	
6 -	2:04.746	+ 1.209	10:08:07.366	19 -	2:04.831	+ 1.294	10:40:32.062	
7 -	2:14.396 P	+ 10.859	10:10:21.762	20 -	2:09.438 P	+ 5.901	10:42:41.500	
8 -	3:37.261	+ 1:33.724	10:13:59.023	21 -	3:30.823	+ 1:27.286	10:46:12.323	
9 -	2:04.442	+ 0.905	10:16:03.465	22 -	2:03.666	+ 0.129	10:48:15.989	
10 -	2:04.337	+ 0.800	10:18:07.802	23 -	2:15.431	+ 11.894	10:50:31.420	
11 -	2:07.012	+ 3.475	10:20:14.814	24 -	2:03.537		10:52:34.957	
12 -	3:06.574 P	+ 1:03.037	10:23:21.388	25 -	2:26.791	+ 23.254	10:55:01.748	
13 -	4:34.065	+ 2:30.528	10:27:55.453					
245	Richard INCE		Ince/Reynolds					
1 -	2:10.936	+ 5.409	9:56:42.779	15 -	2:11.006	+ 5.479	10:30:32.179	
2 -	2:07.229	+ 1.702	9:58:50.008	16 -	2:09.854	+ 4.327	10:32:42.033	
3 -	2:08.824	+ 3.297	10:00:58.832	17 -	2:09.782	+ 4.255	10:34:51.815	
4 -	2:11.516	+ 5.989	10:03:10.348	18 -	2:08.649	+ 3.122	10:37:00.464	
5 -	2:07.171	+ 1.644	10:05:17.519	19 -	2:07.422	+ 1.895	10:39:07.886	
6 -	2:06.359	+ 0.832	10:07:23.878	20 -	2:08.152	+ 2.625	10:41:16.038	
7 -	2:06.668	+ 1.141	10:09:30.546	21 -	2:07.138	+ 1.611	10:43:23.176	
8 -	2:06.172	+ 0.645	10:11:36.718	22 -	2:07.682	+ 2.155	10:45:30.858	
9 -	2:08.473	+ 2.946	10:13:45.191	23 -	2:07.399	+ 1.872	10:47:38.257	

Oulton Park International
 Circuit Length = 2.6920 miles
 Start: 09:54 End: 10:57

Weather / Track : Cloudy / Dry


Fun Cup

QUALIFYING - RACE 5 - LAP ANALYSIS

10 -	2:05.527		10:15:50.718	24 -	2:06.329	+ 0.802	10:49:44.586
11 -	2:07.321	+ 1.794	10:17:58.039	25 -	2:06.726	+ 1.199	10:51:51.312
12 -	2:05.759	+ 0.232	10:20:03.798	26 -	2:06.338	+ 0.811	10:53:57.650
13 -	2:35.985 P	+ 30.458	10:22:39.783	27 -	2:06.926	+ 1.399	10:56:04.576
14 -	5:41.390	+ 3:35.863	10:28:21.173				
246	Nigel REUBEN			Reuben			
1 -	2:21.103	+ 15.507	9:57:14.774	13 -	2:11.158	+ 5.562	10:30:32.852
2 -	2:14.520	+ 8.924	9:59:29.294	14 -	2:11.644	+ 6.048	10:32:44.496
3 -	2:12.290	+ 6.694	10:01:41.584	15 -	2:09.407	+ 3.811	10:34:53.903
4 -	2:15.475	+ 9.879	10:03:57.059	16 -	2:10.872	+ 5.276	10:37:04.775
5 -	2:22.553 P	+ 16.957	10:06:19.612	17 -	2:19.262 P	+ 13.666	10:39:24.037
6 -	4:55.059	+ 2:49.463	10:11:14.671	18 -	3:14.592	+ 1:08.996	10:42:38.629
7 -	2:17.922	+ 12.326	10:13:32.593	19 -	2:07.342	+ 1.746	10:44:45.971
8 -	2:13.846	+ 8.250	10:15:46.439	20 -	2:05.596		10:46:51.567
9 -	2:13.451	+ 7.855	10:17:59.890	21 -	2:07.769	+ 2.173	10:48:59.336
10 -	2:16.046	+ 10.450	10:20:15.936	22 -	2:07.655	+ 2.059	10:51:06.991
11 -	3:03.816 P	+ 58.220	10:23:19.752	23 -	2:06.920	+ 1.324	10:53:13.911
12 -	5:01.942	+ 2:56.346	10:28:21.694	24 -	2:06.017	+ 0.421	10:55:19.928
248	Rob TOMLINSON			Tomlinson/Honarmand/Carannante			
1 -	2:11.194	+ 5.301	9:59:07.305	12 -	2:06.316	+ 0.423	10:30:39.568
2 -	2:09.903	+ 4.010	10:01:17.208	13 -	2:07.335	+ 1.442	10:32:46.903
3 -	2:10.501	+ 4.608	10:03:27.709	14 -	2:07.241	+ 1.348	10:34:54.144
4 -	2:16.833 P	+ 10.940	10:05:44.542	15 -	2:07.647	+ 1.754	10:37:01.791
5 -	4:56.303	+ 2:50.410	10:10:40.845	16 -	2:12.930 P	+ 7.037	10:39:14.721
6 -	2:15.907	+ 10.014	10:12:56.752	17 -	4:27.647	+ 2:21.754	10:43:42.368
7 -	2:12.674	+ 6.781	10:15:09.426	18 -	2:10.462	+ 4.569	10:45:52.830
8 -	2:12.025	+ 6.132	10:17:21.451	19 -	2:12.935	+ 7.042	10:48:05.765
9 -	2:20.727 P	+ 14.834	10:19:42.178	20 -	2:15.360	+ 9.467	10:50:21.125
10 -	6:45.181	+ 4:39.288	10:26:27.359	21 -	2:12.556	+ 6.663	10:52:33.681
11 -	2:05.893		10:28:33.252	22 -	2:08.264	+ 2.371	10:54:41.945
342	David FORT			Fort/Martindale			
1 -	2:20.068	+ 10.926	9:57:32.245	12 -	3:44.256	+ 1:35.114	10:30:09.391
2 -	2:10.653	+ 1.511	9:59:42.898	13 -	2:15.592	+ 6.450	10:32:24.983
3 -	2:12.741	+ 3.599	10:01:55.639	14 -	2:15.428	+ 6.286	10:34:40.411
4 -	3:01.214 P	+ 52.072	10:04:56.853	15 -	2:13.838	+ 4.696	10:36:54.249
5 -	4:57.322	+ 2:48.180	10:09:54.175	16 -	2:14.382	+ 5.240	10:39:08.631
6 -	2:10.998	+ 1.856	10:12:05.173	17 -	2:12.659	+ 3.517	10:41:21.290
7 -	2:09.142		10:14:14.315	18 -	2:12.941	+ 3.799	10:43:34.231
8 -	2:47.202	+ 38.060	10:17:01.517	19 -	2:15.691	+ 6.549	10:45:49.922
9 -	2:13.970	+ 4.828	10:19:15.487	20 -	2:14.892	+ 5.750	10:48:04.814
10 -	2:59.705	+ 50.563	10:22:15.192	21 -	2:35.267 P	+ 26.125	10:50:40.081
11 -	4:09.943 P	+ 2:00.801	10:26:25.135				

Fun Cup

RACE 5 - GRID

ROW 17	186	David LEE		
ROW 16		245	Richard INCE	146
ROW 15	103	Tim WHEELDON	49	Ricky GASTON
ROW 14		14	Ian BANKHURST	99
ROW 13	1	Neil PLIMMER	104	Adrian WOOD
ROW 12		221	Eugene O'BRIEN	188
ROW 11	212	Andrew MARTINDALE	182	Nathalie MAILLET
ROW 10		106	Peter JARMAN	131
ROW 9	41	Alistair STENHOUSE	111	Mike McCOLLUM
ROW 8		101	Lance ROBSON	246
ROW 7	189	Mark SIMM	210	Chris HART
ROW 6		207	Mark BURTON	220
ROW 5	190	Marc CONNELL	248	Rob TOMLINSON
ROW 4		108	Ian DYKE	342
ROW 3	22	Mark HOPE	88	Sean McINERENY
ROW 2		92	Mark GILLAM	110
ROW 1	102	Tony BURTON	4	Gilles DEBRUS
Pole				
				

Oulton Park International
Circuit Length = 2.6920 miles

These results are provisional until the conclusion of any judicial and technical matters.

Clerk of Course :		Timekeeper :

Fun Cup

RACE 5 - CLASSIFICATION

POS	NO	CL	NAME	ENTRY	LAPS	TIME	GAP	DIFF	MPH	BEST	ON
1	1		Neil PLIMMER	Plimmer/Fawcett	97	4:00:47.675			65.06	2:06.853	9
2	221		Eugene O'BRIEN	O'Brien/Walker	97	4:01:29.674	41.999	41.999	64.87	2:03.646	5
3	131		Steve HARRIS	Rose/Harris/Pelle	97	4:02:52.747	2:05.072	1:23.073	64.50	2:04.716	5
4	210		Chris HART	Martindale/Hart	97	4:02:53.106	2:05.431	0.359	64.50	2:04.131	4
5	110		Ben LACK	Chard/Lack/Sumsion	96	4:01:00.312	1 lap	1 lap	64.33	2:04.633	6
6	212		Andrew MARTINDALE	Martindale/Cornthwaite	96	4:01:14.798	1 lap	14.486	64.27	2:07.327	6
7	4		Gilles DEBRUS	Debrus/Apperce	96	4:01:17.580	1 lap	2.782	64.26	2:07.496	4
8	245		Richard INCE	Ince/Reynolds	96	4:02:23.410	1 lap	1:05.830	63.97	2:08.657	5
9	14		Ian BANKHURST	Padmore/Bankhurst/Gaston	96	4:02:24.746	1 lap	1.336	63.96	2:06.332	8
10	99		Nathan LUCKEY	Harrison/Luckey	96	4:02:40.458	1 lap	15.712	63.89	2:06.756	6
11	182		Nathalie MAILLET	Dubois/Maillet	96	4:02:41.954	1 lap	1.496	63.89	2:07.366	4
12	103		Tim WHEELDON	Wheeldon/Griffiths	95	4:01:44.806	2 laps	1 lap	63.47	2:06.958	5
13	146		Chris WEATHERILL	Acton/Jackson/Weatherill	95	4:01:44.990	2 laps	0.184	63.47	2:06.052	8
14	108		Ian DYKE	Dyke/Cole	95	4:02:14.721	2 laps	29.731	63.34	2:06.469	6
15	220		Peter FLYNN	Eyre/Ramsey/Flynn	94	4:02:42.280	3 laps	1 lap	62.55	2:07.487	4
16	207		Mark BURTON	Burton/Pattle	94	4:02:46.381	3 laps	4.101	62.54	2:06.398	8
17	102		Tony BURTON	Johansen/Burton	94	4:04:22.285	3 laps	1:35.904	62.13	2:05.181	4
18	88		Sean McINERENY	McInerney/Griffiths	93	4:00:59.891	4 laps	1 lap	64.34	2:04.794	6
19	246		Nigel REUBEN	Reuben	93	4:02:16.822	4 laps	1:16.931	62.00	2:06.264	5
20	49		Ricky GASTON	Gaston/Bankhurst	93	4:02:51.866	4 laps	35.044	61.85	2:08.178	3
21	248		Rob TOMLINSON	Tomlinson/Honarmand/Carannante	92	3:56:22.157	5 laps	1 lap	62.86	2:06.600	5
22	188		Bill FORSYTH	Barlow/Coker	92	4:02:31.382	5 laps	6:09.225	61.27	2:13.915	5
23	111		Mike McCOLLUM	Anderson/McCollum/Walker	92	4:02:47.480	5 laps	16.098	61.20	2:07.935	5
24	189		Mark SIMM	Greensmith/Simm	92	4:02:52.751	5 laps	5.271	61.18	2:08.155	5
25	190		Marc CONNELL	Connell/Connell/Connell	91	3:50:48.856	6 laps	1 lap	63.68	2:04.710	2
26	104		Adrian WOOD		91	3:57:36.937	6 laps	6:48.081	61.85	2:07.373	6
27	186		David LEE	Lee/Duff/Young/Hutchinson	91	4:02:37.164	6 laps	5:00.227	60.58	2:13.659	5
28	22		Mark HOPE	Bgatov/Hope/Gusterson	89	4:01:32.258	8 laps	2 laps	59.51	2:08.847	3
29	342		David FORT	Fort/Martindale	86	4:01:57.360	11 laps	3 laps	57.41	2:09.129	2
30	92		Mark GILLAM	Gillam/Middlehurst	86	4:02:54.417	11 laps	57.057	57.18	2:06.685	4
31	101		Lance ROBSON	Jones/Ashby/Robson	84	4:02:52.202	13 laps	2 laps	55.86	2:07.480	6
32	41		Alistair STENHOUSE	Stenhouse/Darbey	61	3:23:44.986	36 laps	23 laps	48.35	2:06.347	4
33	106		Peter JARMAN	Jarman/Jarman	30	1:20:57.115	67 laps	31 laps	59.85	2:07.332	5

FASTEST LAP

221	Eugene O'BRIEN	O'Brien/Walker	5	2:03.646	78.37 mph	126.13 kph
-----	----------------	----------------	---	----------	-----------	------------

Car 88 3 lap penalty missed pit stop.

Weather / Track : Rain / Damp

These results are provisional until the conclusion of any judicial and technical matters.

Oulton Park International
Circuit Length = 2.6920 miles
Start: 14:04 End: 18:09

Clerk of Course :		Timekeeper :	
-------------------	--	--------------	--

Fun Cup

RACE 5 - LAP CHART

Lap 1			Lap 2			Lap 3			Lap 4			Lap 5		
No	Behind	Laptime	No	Behind	Laptime	No	Behind	Laptime	No	Behind	Laptime	No	Behind	Laptime
110		2:11.632	110		2:05.409	110		2:06.018	110		2:04.957	88		2:05.401
102	0.505	2:12.137	102	0.640	2:05.544	88	0.288	2:05.510	88	0.188	2:04.857	190	0.698	2:05.378
88	1.035	2:12.667	88	0.796	2:05.170	190	1.026	2:05.176	190	0.909	2:04.840	110	0.807	2:06.396
92	1.742	2:13.374	190	1.868	2:04.710	102	1.228	2:06.606	102	1.452	2:05.181	210	2.277	2:05.306
190	2.567	2:14.199	92	4.139	2:07.806	210	3.386	2:05.153	210	2.560	2:04.131	102	2.483	2:06.620
210	3.154	2:14.786	210	4.251	2:06.506	131	4.469	2:05.930	131	4.481	2:04.969	131	3.608	2:04.716
131	3.212	2:14.844	131	4.557	2:06.754	221	6.411	2:06.297	221	5.962	2:04.508	221	4.019	2:03.646
4	3.657	2:15.289	41	5.772	2:07.090	92	6.451	2:08.330	41	7.993	2:06.347	41	8.881	2:06.477
41	4.091	2:15.723	4	5.990	2:07.742	41	6.603	2:06.849	92	8.179	2:06.685	92	9.834	2:07.244
108	4.287	2:15.919	221	6.132	2:04.892	4	8.120	2:08.148	4	10.659	2:07.496	108	13.349	2:08.165
101	6.490	2:18.122	108	7.223	2:08.345	108	8.308	2:07.103	108	10.773	2:07.422	246	14.032	2:06.264
221	6.649	2:18.281	101	9.225	2:08.144	101	11.234	2:08.027	246	13.357	2:06.334	4	14.262	2:09.192
342	7.240	2:18.872	246	9.676	2:07.165	246	11.980	2:08.322	14	13.598	2:06.488	14	14.433	2:06.424
246	7.920	2:19.552	342	10.960	2:09.129	14	12.067	2:06.815	101	14.355	2:08.078	101	16.327	2:07.561
189	8.030	2:19.662	14	11.270	2:07.298	248	15.079	2:08.726	220	17.653	2:07.487	248	20.062	2:06.600
248	9.301	2:20.933	248	12.371	2:08.479	220	15.123	2:08.595	104	18.405	2:08.094	104	20.407	2:07.591
14	9.381	2:21.013	220	12.546	2:08.203	104	15.268	2:08.112	248	19.051	2:08.929	220	20.940	2:08.876
212	9.562	2:21.194	104	13.174	2:08.135	212	15.337	2:07.587	212	19.373	2:08.993	212	21.349	2:07.565
220	9.752	2:21.384	212	13.768	2:09.615	342	16.463	2:11.521	182	19.591	2:07.366	182	21.660	2:07.658
104	10.448	2:22.080	182	13.951	2:08.559	182	17.182	2:09.249	1	19.990	2:07.292	1	21.767	2:07.366
182	10.801	2:22.433	207	14.833	2:07.986	1	17.655	2:08.581	342	21.165	2:09.659	99	24.001	2:08.127
207	12.256	2:23.888	1	15.092	2:07.681	207	17.719	2:08.904	99	21.463	2:07.648	342	24.985	2:09.409
1	12.820	2:24.452	106	16.576	2:09.164	99	18.772	2:07.213	207	21.951	2:09.189	207	25.833	2:09.471
106	12.821	2:24.453	99	17.577	2:09.591	106	19.490	2:08.932	103	24.590	2:08.875	103	25.959	2:06.958
99	13.395	2:25.027	245	17.658	2:09.014	245	20.491	2:08.851	106	24.891	2:10.358	106	26.634	2:07.332
111	13.527	2:25.159	111	18.057	2:09.939	103	20.672	2:07.999	245	25.173	2:09.639	111	27.576	2:07.935
245	14.053	2:25.685	103	18.691	2:08.399	111	21.234	2:09.195	111	25.230	2:08.953	146	27.828	2:08.121
49	15.420	2:27.052	146	19.533	2:09.068	146	21.429	2:07.914	146	25.296	2:08.824	245	28.241	2:08.657
103	15.701	2:27.333	49	20.494	2:10.483	49	22.654	2:08.178	49	26.191	2:08.494	49	28.922	2:08.320
146	15.874	2:27.506	189	20.789	2:18.168	189	23.270	2:08.499	189	27.114	2:08.801	189	29.680	2:08.155
188	18.548	2:30.180	188	28.884	2:15.745	186	39.112	2:15.688	186	48.383	2:14.228	186	56.453	2:13.659
186	19.242	2:30.874	186	29.442	2:15.609	188	39.503	2:16.637	188	49.041	2:14.495	188	57.367	2:13.915

Car 88 3 lap penalty missed pit stop.

Weather / Track : Rain / Wet

www.tsl-timing.com

Oulton Park International
Circuit Length = 2.6920 miles
Start: 14:04 End: 18:09

Fun Cup

RACE 5 - LAP CHART

Lap 6			Lap 7			Lap 8			Lap 9			Lap 10		
No	Behind	Laptime	No	Behind	Laptime	No	Behind	Laptime	No	Behind	Laptime	No	Behind	Laptime
88		2:04.794	88		2:06.175	88		2:05.965	88		2:06.710	190		2:08.184
110	0.646	2:04.633	190	0.714	2:05.526	190	0.425	2:05.676	190	0.638	2:06.923	131	0.937	2:07.051
190	1.363	2:05.459	110	0.824	2:06.353	210	2.267	2:07.254	131	2.708	2:06.365	88	1.416	2:10.238
210	1.936	2:04.453	210	0.978	2:05.217	110	2.438	2:07.579	110	2.949	2:07.221	221	3.556	2:07.428
131	3.564	2:04.750	131	2.239	2:04.850	131	3.053	2:06.779	221	4.950	2:08.276	210	4.565	2:07.821
102	4.000	2:06.311	221	2.393	2:04.549	221	3.384	2:06.956	210	5.566	2:10.009	110	8.182	2:14.055
221	4.019	2:04.794	102	3.767	2:05.942	102	3.747	2:05.945	102	5.843	2:08.806	92	18.583	2:11.303
41	11.658	2:07.571	41	12.754	2:07.271	41	13.748	2:06.959	92	16.102	2:08.368	102	18.761	2:21.740
92	12.301	2:07.261	92	13.677	2:07.551	92	14.444	2:06.732	41	16.207	2:09.169	14	19.269	2:10.068
108	15.024	2:06.469	108	15.365	2:06.516	108	16.389	2:06.989	14	18.023	2:07.579	246	21.164	2:10.981
246	15.922	2:06.684	246	16.431	2:06.684	14	17.154	2:06.332	108	18.479	2:08.800	108	21.862	2:12.205
14	16.068	2:06.429	14	16.787	2:06.894	246	18.662	2:08.196	246	19.005	2:07.053	101	27.972	2:12.275
4	17.515	2:08.047	4	19.739	2:08.399	4	22.279	2:08.505	4	24.388	2:08.819	1	28.947	2:10.180
101	19.013	2:07.480	101	20.851	2:08.013	101	22.528	2:07.642	101	24.519	2:08.701	212	29.512	2:10.074
104	22.986	2:07.373	104	24.768	2:07.957	104	26.420	2:07.617	1	27.589	2:06.853	104	29.838	2:10.747
212	23.882	2:07.327	212	25.053	2:07.346	1	27.446	2:08.310	104	27.913	2:08.203	220	31.562	2:11.642
220	24.036	2:07.890	1	25.101	2:07.102	212	27.473	2:08.385	212	28.260	2:07.497	99	31.844	2:10.363
1	24.174	2:07.201	220	25.839	2:07.978	220	27.846	2:07.972	220	28.742	2:07.606	182	33.592	2:11.094
182	25.250	2:08.384	182	27.021	2:07.946	99	29.272	2:07.008	99	30.303	2:07.741	41	34.037	2:26.652
248	25.628	2:10.360	99	28.229	2:08.441	182	29.455	2:08.399	182	31.320	2:08.575	248	35.736	2:10.881
99	25.963	2:06.756	248	29.164	2:09.711	248	31.981	2:08.782	248	33.677	2:08.406	103	36.797	2:10.844
103	29.789	2:08.624	103	32.151	2:08.537	103	34.129	2:07.943	103	34.775	2:07.356	146	37.535	2:11.446
342	29.810	2:09.619	146	34.176	2:07.701	146	34.263	2:06.052	146	34.911	2:07.358	207	38.417	2:11.862
207	30.082	2:09.043	207	34.563	2:10.656	207	34.996	2:06.398	207	35.377	2:07.091	49	1 LAP	3:44.873
146	32.650	2:09.616	111	39.857	2:11.822	111	43.698	2:09.806	111	47.508	2:10.520	4	50.342	2:34.776
106	33.708	2:11.868	49	40.333	2:12.499	189	44.352	2:09.752	189	47.990	2:10.348	111	52.190	2:13.504
49	34.009	2:09.881	189	40.565	2:12.138	245	45.383	2:10.623	245	49.340	2:10.667	189	55.212	2:16.044
111	34.210	2:11.428	245	40.725	2:12.496	342	1:05.885	2:12.627	106	1 LAP	3:49.063	245	55.737	2:15.219
245	34.404	2:10.957	342	59.223	2:35.588	49	1:19.370	2:45.002	342	1:13.164	2:13.989	106	1 LAP	2:17.599
189	34.602	2:09.716	186	1:14.346	2:14.534	186	1:23.074	2:14.693	186	1:32.784	2:16.420	342	1:44.362	2:40.020
186	1:05.987	2:14.328	188	1:15.820	2:15.352	188	1:27.437	2:17.582	188	1:38.603	2:17.876	186	1:45.267	2:21.305
188	1:06.643	2:14.070	106	1:20.785	2:53.252	22	5 LAPS	2:08.847	22	5 LAPS	2:11.659	188	1:54.544	2:24.763
22	5 LAPS	14:32.337	22	5 LAPS	2:09.087							22	5 LAPS	2:15.694

Car 88 3 lap penalty missed pit stop.

Weather / Track : Rain / Wet

Fun Cup

RACE 5 - LAP CHART

Lap 11			Lap 12			Lap 13			Lap 14			Lap 15		
No	Behind	Laptime	No	Behind	Laptime	No	Behind	Laptime	No	Behind	Laptime	No	Behind	Laptime
190		2:16.629	221		2:19.799	221		2:18.938	221		2:18.830	221		3:53.205
131	0.049	2:15.741	131	0.385	2:20.967	131	0.812	2:19.365	131	0.759	2:18.777	131	0.746	3:53.192
88	0.640	2:15.853	88	1.035	2:21.026	88	1.607	2:19.510	22	6 LAPS	2:21.546	22	6 LAPS	3:52.976 P
221	0.832	2:13.905	190	1.171	2:21.802	342	1 LAP	2:44.999	88	2.264	2:19.487	88	2.454	3:53.395
210	5.108	2:17.172	210	4.174	2:19.697	190	2.888	2:20.655	190	4.198	2:20.140	190	3.587	3:52.594
110	8.261	2:16.708	110	9.628	2:21.998	188	1 LAP	2:33.642	210	14.532	2:23.700	210	3.947	3:42.620
14	18.493	2:15.853	14	24.024	2:26.162	210	9.662	2:24.426	188	1 LAP	2:30.882	188	1 LAP	3:42.718
92	19.410	2:17.456	246	24.380	2:25.340	110	13.117	2:22.427	342	1 LAP	2:32.525	342	1 LAP	3:44.900
246	19.671	2:15.136	1	28.622	2:20.218	14	28.147	2:23.061	110	16.395	2:22.108	110	9.244	3:46.054
108	24.818	2:19.585	101	31.144	2:21.951	246	28.641	2:23.199	14	32.218	2:22.901	14	10.560	3:31.547
1	29.035	2:16.717	212	32.576	2:22.404	1	29.847	2:20.163	1	32.547	2:21.530	1	12.040	3:32.698
101	29.824	2:18.481	104	34.527	2:24.218	101	35.043	2:22.837	246	34.139	2:24.328	246	12.938	3:32.004
212	30.803	2:17.920	220	35.640	2:23.696	212	36.780	2:23.142	101	38.627	2:22.414	101	15.110	3:29.688
104	30.940	2:17.731	182	38.666	2:23.167	104	37.317	2:21.728	212	40.141	2:22.191	212	15.757	3:28.821
99	32.267	2:17.052	41	41.227	2:24.343	220	38.413	2:21.711	41	49.164	2:23.679	41	16.901	3:20.942
220	32.575	2:17.642	146	49.295	2:29.986	41	44.315	2:22.026	220	54.171	2:34.588	220	17.782	3:16.816
182	36.130	2:19.167	108	50.230	2:46.043	182	55.904	2:36.176	182	1:01.210	2:24.136	182	18.919	3:10.914
41	37.515	2:20.107	207	51.846	2:28.015	146	56.058	2:25.701	146	1:01.948	2:24.720	146	20.283	3:11.540
146	39.940	2:19.034	4	56.393	2:22.812	108	57.747	2:26.455	4	1:02.409	2:21.860	4	20.905	3:11.701
207	44.462	2:22.674	111	57.501	2:22.631	207	58.989	2:26.081	108	1:04.879	2:25.962	108	21.706	3:10.032
4	54.212	2:20.499	103	58.321	2:24.385	4	59.379	2:21.924	207	1:05.359	2:25.200	207	22.611	3:10.457
103	54.567	2:34.399	49	1 LAP	2:25.115	111	59.995	2:21.432	111	1:05.854	2:24.689	111	23.523	3:10.874
111	55.501	2:19.940	99	1:10.154	2:58.518	103	1:01.171	2:21.788	103	1:06.312	2:23.971	103	24.578	3:11.471
49	1 LAP	2:23.980	189	1:10.635	2:29.927	49	1 LAP	2:26.101	49	1 LAP	2:27.506	49	1 LAP	3:02.748
189	1:01.339	2:22.756	245	1:13.972	2:32.547	99	1:16.143	2:24.927	99	1:22.283	2:24.970	99	28.591	2:59.513
245	1:02.056	2:22.948	248	1:21.341	2:29.557	189	1:17.062	2:25.365	189	1:22.774	2:24.542	189	29.355	2:59.786
248	1:12.415	2:53.308	106	1 LAP	2:37.200	245	1:22.646	2:27.612	245	1:32.428	2:28.612	245	30.775	2:51.552
106	1 LAP	2:31.389	186	2:08.717	2:31.511	248	1:30.397	2:27.994	248	1:41.190	2:29.623	248	31.653	2:43.668
342	1:57.056	2:29.323	102	2:09.044	2:26.067	106	1 LAP	2:29.300	106	1 LAP	2:28.870	106	1 LAP	2:28.710
186	1:57.837	2:29.199	22	5 LAPS	2:21.559	102	2:16.185	2:26.079	102	3:50.943	3:53.588	92	3 LAPS	3:53.000
102	2:03.608	4:01.476 P				186	2:18.475	2:28.696	186	3:51.850	3:52.205	104	1 LAP	8:39.096 P
188	2:09.389	2:31.474										102	3:46.258	3:48.520
22	5 LAPS	2:21.751										186	3:47.412	3:48.767

Car 88 3 lap penalty missed pit stop.

Weather / Track : Rain / Wet

www.tsl-timing.com

Page 3 of 20

Oulton Park International
Circuit Length = 2.6920 miles
Start: 14:04 End: 18:09

Printed - 18.11 Saturday, 11 October 2008

Fun Cup

RACE 5 - LAP CHART

Lap 16			Lap 17			Lap 18			Lap 19			Lap 20		
No	Behind	Laptime	No	Behind	Laptime	No	Behind	Laptime	No	Behind	Laptime	No	Behind	Laptime
221		3:48.262	221		3:58.226	131		2:19.854	88		2:19.439	190		2:19.886
131	0.619	3:48.135	131	0.220	3:57.827	88	1.878	2:20.776	190	0.555	2:19.622	88	4.439	2:24.880
22	6 LAPS	3:48.739	88	1.176	3:55.723	190	2.250	2:20.722	131	3.048	2:24.365	14	4.551	2:21.169
88	3.679	3:49.487	22	6 LAPS	3:57.642	22	6 LAPS	2:22.142	22	6 LAPS	2:21.141	22	6 LAPS	2:26.449
190	4.176	3:48.851	190	1.602	3:55.652	14	3.870	2:20.424	14	3.823	2:21.270	212	13.276	2:23.160
188	1 LAP	3:48.283	188	1 LAP	3:56.483	221	4.312	2:24.386	110	9.238	2:25.769	182	17.148	2:23.270
110	6.302	3:45.320	110	3.413	3:55.337	110	4.786	2:21.447	1	9.860	2:25.059	4	17.330	2:23.031
14	7.461	3:45.163	14	3.520	3:54.285	1	6.118	2:22.371	101	10.114	2:23.284	101	18.903	2:29.230
1	7.900	3:44.122	1	3.821	3:54.147	246	7.058	2:23.069	212	10.557	2:22.577	220	19.860	2:27.992
342	1 LAP	3:48.286 P	246	4.063	3:53.736	101	8.147	2:23.845	220	12.309	2:23.331	41	20.944	2:28.414
246	8.553	3:43.877	101	4.376	3:52.894	212	9.297	2:23.783	41	12.971	2:22.720	146	22.166	2:28.611
101	9.708	3:42.860	212	5.588	3:53.567	220	10.295	2:23.277	146	13.996	2:21.819	99	29.253	2:24.196
212	10.247	3:42.752	41	6.020	3:53.363	41	11.568	2:25.622	182	14.319	2:21.803	108	31.530	2:26.233
41	10.883	3:42.244	220	7.092	3:53.725	146	13.494	2:24.383	4	14.740	2:20.519	111	34.646	2:30.206
220	11.593	3:42.073	182	7.933	3:54.106	182	13.833	2:25.974	246	15.005	2:29.264	103	35.648	2:33.756
182	12.053	3:41.396	146	9.185	3:54.283	210	1 LAP	6:03.381	210	1 LAP	2:24.885 P	207	35.696	2:31.776
146	13.128	3:41.107	4	10.097	3:54.070	4	15.538	2:25.515	103	22.333	2:23.120	221	44.202	2:22.748
4	14.253	3:41.610	108	10.940	3:52.910	108	19.030	2:28.164	207	24.361	2:26.170	1	50.616	3:01.197 P
108	16.256	3:42.812	207	13.049	3:53.881	207	19.508	2:26.533	111	24.881	2:26.260	342	3 LAPS	2:32.191
207	17.394	3:43.045	111	14.478	3:54.281	111	19.938	2:25.534	99	25.498	2:23.720	210	1 LAP	2:55.595
111	18.423	3:43.162	103	14.992	3:54.019	103	20.530	2:25.612	108	25.738	2:28.025	110	1:00.488	3:11.691 P
103	19.199	3:42.883	49	1 LAP	3:53.909	99	23.095	2:25.785	189	31.618	2:29.102	49	1 LAP	3:00.494
49	1 LAP	3:42.868	99	17.384	3:54.084	49	1 LAP	2:27.234	49	1 LAP	2:32.395 P	131	1:20.024	3:37.417 P
99	21.526	3:41.197	189	17.944	3:53.937	189	23.833	2:25.963	342	3 LAPS	9:11.184	246	1:29.047	3:34.483 P
189	22.233	3:41.140	245	19.118	3:54.177	104	2 LAPS	2:27.804	221	41.895	2:58.900 P	189	1:39.039	3:27.862 P
245	23.167	3:40.654	248	20.276	3:54.463	188	1 LAP	2:48.358 P	102	1:09.595	2:29.018	245	1:39.972	2:26.104
248	24.039	3:40.648	106	1 LAP	3:53.134	245	35.986	2:36.942	186	1:33.858	2:30.323	104	2 LAPS	2:26.272
106	1 LAP	3:40.870	104	2 LAPS	5:03.313 P	106	1 LAP	2:36.933 P	245	1:34.309	3:19.640 P	186	1:50.167	2:36.750
210	28.815	4:13.130 P	102	58.913	2:25.476	248	38.562	2:38.360	104	2 LAPS	3:32.468	106	2 LAPS	6:01.212
102	2:31.663	2:33.667	186	1:13.871	2:32.595	102	1:01.894	2:23.055	188	1 LAP	3:49.980	102	2:04.440	3:15.286 P
186	2:39.502	2:40.352				186	1:24.852	2:31.055	248	2:03.262	3:46.017 P	248	2:09.434	2:26.613
												188	1 LAP	2:30.701

Car 88 3 lap penalty missed pit stop.

Weather / Track : Rain / Wet

www.tsl-timing.com

Page 4 of 20

Oulton Park International
Circuit Length = 2.6920 miles
Start: 14:04 End: 18:09

Printed - 18.11 Saturday, 11 October 2008

Fun Cup

RACE 5 - LAP CHART

Lap 21			Lap 22			Lap 23			Lap 24			Lap 25		
No	Behind	Laptime	No	Behind	Laptime	No	Behind	Laptime	No	Behind	Laptime	No	Behind	Laptime
190		2:21.818	190		2:26.848	182		2:23.371	182		2:31.645	221		2:21.402
14	10.017	2:27.284	182	14.213	2:23.652	221	25.995	2:20.903	221	15.221	2:20.871	1	0.621	2:20.973
182	17.409	2:22.079	221	42.676	2:23.541	1	26.615	2:19.818	210	1 LAP	2:20.152	212	11.108	2:21.615
212	22.620	2:31.162	1	44.381	2:21.896	210	1 LAP	2:19.509	1	16.271	2:21.301	190	16.064	2:23.101
4	25.421	2:29.909	210	1 LAP	2:21.129	14	32.856	2:23.876	14	25.982	2:24.771	14	24.621	2:35.262
99	36.263	2:28.828	14	46.564	3:03.395 P	212	33.876	2:19.190	212	26.116	2:23.885	41	24.804	2:22.505
108	41.681	2:31.969	212	52.270	2:56.498 P	190	38.344	3:15.928 P	190	29.586	2:22.887	111	1 LAP	2:26.289
103	42.636	2:28.806	111	1 LAP	5:08.065	111	1 LAP	2:25.853	111	1 LAP	2:25.605	131	28.532	2:21.321
221	45.983	2:23.599	186	1 LAP	3:57.458	41	47.442	2:24.233	41	38.922	2:23.125	182	29.286	3:05.909 P
1	49.333	2:20.535	342	3 LAPS	2:28.276	88	50.592	2:24.341	88	42.161	2:23.214	88	29.381	2:23.843
210	1 LAP	2:19.893	41	1:00.793	2:22.862	110	51.242	2:25.862	110	42.739	2:23.142	110	29.837	2:23.721
342	3 LAPS	2:28.876	110	1:02.964	2:24.466	342	3 LAPS	2:30.946	131	43.834	2:19.864	22	6 LAPS	2:23.287
41	1:04.779	3:05.653 P	88	1:03.835	2:25.902	22	6 LAPS	2:25.229	22	6 LAPS	2:24.330	4	38.524	2:20.611
88	1:04.781	3:22.160 P	22	6 LAPS	2:25.376	131	55.615	2:18.844	342	3 LAPS	2:28.233 P	146	41.190	2:23.634
110	1:05.346	2:26.676	99	1:08.807	2:59.392 P	99	58.561	2:27.338	99	51.332	2:24.416	342	3 LAPS	2:29.739
22	6 LAPS	3:19.688	131	1:14.355	2:20.776	186	1 LAP	2:41.802	146	54.179	2:21.704	207	44.111	2:23.560
131	1:20.427	2:22.221	146	1:18.827	2:24.238	146	1:04.120	2:22.877	4	54.536	2:21.782	49	1 LAP	2:24.673
146	1:21.437	3:21.089 P	49	1 LAP	2:24.333	4	1:04.399	2:21.297	49	1 LAP	2:23.031	99	45.736	2:31.027
207	1:21.858	3:07.980 P	4	1:20.686	3:22.113 P	49	1 LAP	2:23.426	207	57.174	2:22.518	189	1:07.753	2:23.527
49	1 LAP	2:29.708	207	1:20.956	2:25.946	207	1:06.301	2:22.929	186	1 LAP	2:37.784	245	1:08.421	2:23.574
246	1:35.068	2:27.839	246	1:35.630	2:27.410	103	1:26.786	2:27.098	189	1:20.849	2:24.775	186	1 LAP	2:36.265
101	1:35.271	3:38.186 P	103	1:37.272	3:21.484 P	189	1:27.719	2:25.134	245	1:21.470	2:25.031	103	1:10.113	2:24.325
220	1:41.648	3:43.606 P	101	1:39.697	2:31.274	245	1:28.084	2:25.174	103	1:22.411	2:27.270	246	1:11.640	2:24.746
189	1:42.371	2:25.150	189	1:40.169	2:24.646	246	1:28.564	2:30.518	246	1:23.517	2:26.598	220	1:15.709	2:24.715
245	1:42.781	2:24.627	245	1:40.494	2:24.561	101	1:32.412	2:30.299	220	1:27.617	2:26.624	108	1:21.942	2:22.835
104	2 LAPS	2:27.554	220	1:42.759	2:27.959	220	1:32.638	2:27.463	101	1:30.105	2:29.338	101	1:22.259	2:28.777
106	2 LAPS	2:31.112	104	2 LAPS	2:29.743	108	1:42.929	2:25.249	108	1:35.730	2:24.446	104	2 LAPS	2:23.336
102	2:11.294	2:28.672	108	1:55.264	3:40.431 P	104	2 LAPS	2:26.777	104	2 LAPS	2:24.451	92	9 LAPS	2:25.003
248	2:12.103	2:24.487	92	9 LAPS	10:31.001 P	92	9 LAPS	2:26.126	92	9 LAPS	2:24.798	248	1:36.853	2:23.046
188	1 LAP	2:28.635	106	2 LAPS	2:31.493	248	1:58.576	2:24.684	248	1:50.430	2:23.499	102	1:41.013	2:24.392
			248	2:11.476	2:26.221	102	1:59.795	2:25.478	102	1:53.244	2:25.094	106	2 LAPS	2:30.681
			102	2:11.901	2:27.455	106	2 LAPS	2:30.013	106	2 LAPS	2:30.760	188	1 LAP	2:26.826
			188	1 LAP	2:36.411	188	1 LAP	2:29.401	188	1 LAP	2:36.356	210	2:19.316	2:20.373

Car 88 3 lap penalty missed pit stop.

Weather / Track : Rain / Wet

www.tsl-timing.com

Page 5 of 20

Oulton Park International
Circuit Length = 2.6920 miles
Start: 14:04 End: 18:09

Printed - 18.11 Saturday, 11 October 2008

Fun Cup

RACE 5 - LAP CHART

Lap 26			Lap 27			Lap 28			Lap 29			Lap 30		
No	Behind	Laptime	No	Behind	Laptime	No	Behind	Laptime	No	Behind	Laptime	No	Behind	Laptime
1		2:20.498	1		2:18.993	1		2:19.046	1		2:19.412	1		2:19.760
221	0.199	2:21.318	188	2 LAPS	2:27.446	210	1 LAP	2:20.169	210	1 LAP	2:19.817	210	1 LAP	2:19.776
212	10.337	2:20.348	221	1.501	2:20.295	221	4.344	2:21.889	106	3 LAPS	2:27.906	221	6.829	2:21.073
190	17.437	2:22.492	212	11.273	2:19.929	188	2 LAPS	2:27.112	221	5.516	2:20.584	106	3 LAPS	2:28.469
14	29.139	2:25.637	190	20.832	2:22.388	212	13.254	2:21.027	212	13.976	2:20.134	212	13.814	2:19.598
131	29.251	2:21.838	131	30.198	2:19.940	190	23.916	2:22.130	188	2 LAPS	2:26.250	188	2 LAPS	2:25.913
41	29.485	2:25.800	14	32.274	2:22.128	131	30.650	2:19.498	190	25.304	2:20.800	190	25.588	2:20.044
88	30.538	2:22.276	41	32.492	2:22.000	41	35.704	2:22.258	131	30.977	2:19.739	131	30.408	2:19.191
111	1 LAP	2:26.192	88	33.848	2:22.303	88	36.429	2:21.627	41	39.044	2:22.752	41	40.076	2:20.792
110	31.341	2:22.623	110	34.753	2:22.405	14	37.468	2:24.240	88	39.548	2:22.531	4	43.465	2:22.130
182	35.931	2:27.764	111	1 LAP	2:24.945	110	37.775	2:22.068	14	40.654	2:22.598	88	43.600	2:23.812
4	36.161	2:18.756	4	38.193	2:21.025	4	42.281	2:23.134	4	41.095	2:18.226	14	45.436	2:24.542
22	6 LAPS	2:25.009	182	42.084	2:25.146	111	1 LAP	2:26.097	110	41.217	2:22.854	111	1 LAP	2:23.710
146	43.430	2:23.359	22	6 LAPS	2:24.872	22	6 LAPS	2:23.053	111	1 LAP	2:23.182	22	6 LAPS	2:23.260
49	1 LAP	2:23.039	146	48.010	2:23.573	182	49.075	2:26.037	22	6 LAPS	2:23.936 P	182	56.520	2:23.374
207	48.780	2:25.788	49	1 LAP	2:23.305	146	52.076	2:23.112	182	52.906	2:23.243	146	58.168	2:23.042
99	50.474	2:25.857	207	52.555	2:22.768	207	56.045	2:22.536	146	54.886	2:22.222	207	1:03.293	2:23.118
342	3 LAPS	2:41.338	99	55.827	2:24.346	49	1 LAP	2:24.407	207	59.935	2:23.302	110	1:08.661	2:47.204
245	1:10.735	2:23.433	245	1:14.174	2:22.432	99	1:00.407	2:23.626	99	1:04.505	2:23.510	99	1:09.110	2:24.365
189	1:11.153	2:24.519	189	1:15.446	2:23.286	245	1:19.256	2:24.128	49	1 LAP	2:31.170	49	1 LAP	2:24.025
103	1:12.611	2:23.617	103	1:17.248	2:23.630	189	1:19.569	2:23.169	245	1:23.339	2:23.495	245	1:26.640	2:23.061
246	1:14.328	2:23.807	108	1:26.987	2:22.152	103	1:21.002	2:22.800	189	1:24.062	2:23.905	189	1:27.315	2:23.013
220	1:20.406	2:25.816	220	1:27.261	2:25.848	108	1:30.816	2:22.875	103	1:25.094	2:23.504	103	1:27.460	2:22.126
108	1:23.828	2:23.005	246	1:30.425	2:35.090	220	1:31.713	2:23.498	108	1:33.638	2:22.234	108	1:35.534	2:21.656
186	1 LAP	2:36.923	104	2 LAPS	2:24.418	104	2 LAPS	2:24.041	220	1:35.642	2:23.341	220	1:38.501	2:22.619
104	2 LAPS	2:25.459	92	9 LAPS	2:25.379	246	1:38.273	2:26.894	104	2 LAPS	2:23.893	104	2 LAPS	2:24.606
92	9 LAPS	2:25.520	101	1:42.046	2:30.415	92	9 LAPS	2:25.023 P	246	1:44.651	2:25.790	246	1:50.274	2:25.383
101	1:30.624	2:29.484	248	1:42.134	2:23.367	248	1:46.708	2:23.620	92	9 LAPS	2:24.057	92	9 LAPS	2:23.927
248	1:37.760	2:22.026	186	1 LAP	2:36.437	101	1:52.333	2:29.333	248	1:50.347	2:23.051	248	1:55.423	2:24.836
102	1:44.072	2:24.178	102	1:49.754	2:24.675	102	1:55.650	2:24.942	102	2:02.318	2:26.080	101	2:13.858	2:30.172
106	2 LAPS	2:29.766	106	2 LAPS	2:29.148	186	1 LAP	2:35.148	101	2:03.446	2:30.525	102	2:15.565	2:33.007
210	2:18.050	2:19.853							342	5 LAPS	8:04.155			
									186	1 LAP	2:33.046			

Car 88 3 lap penalty missed pit stop.

Weather / Track : Rain / Wet

Fun Cup

RACE 5 - LAP CHART

Lap 31			Lap 32			Lap 33			Lap 34			Lap 35		
No	Behind	Laptime	No	Behind	Laptime	No	Behind	Laptime	No	Behind	Laptime	No	Behind	Laptime
1		2:20.307	1		2:19.319	1		2:19.614	1		2:19.421	1		2:26.093
210	1 LAP	2:20.240	210	1 LAP	2:19.863	210	1 LAP	2:19.182	210	1 LAP	2:19.487	210	1 LAP	2:25.893 P
342	6 LAPS	2:31.910	221	9.703	2:22.421	221	10.649	2:20.560	221	17.161	2:25.933	131	25.333	2:20.998
186	2 LAPS	2:32.266	342	6 LAPS	2:29.787 P	212	14.514	2:19.964	212	19.898	2:24.805	102	1 LAP	2:28.863
221	6.601	2:20.079	101	1 LAP	2:39.090 P	342	6 LAPS	2:30.076	102	1 LAP	2:23.266	190	31.739	2:25.630
212	14.262	2:20.755	212	14.164	2:19.221	102	1 LAP	2:27.639	131	30.428	2:19.380	342	6 LAPS	2:31.047
106	3 LAPS	2:29.518	102	1 LAP	2:39.047	131	30.469	2:20.561	190	32.202	2:20.416	41	48.683	2:23.313
190	26.929	2:21.648	186	2 LAPS	2:33.824	190	31.207	2:20.511	342	6 LAPS	2:29.895	221	50.868	2:59.800 P
188	2 LAPS	2:27.377	131	29.522	2:19.726	186	2 LAPS	2:33.319	186	2 LAPS	2:32.558	14	52.738	2:22.750
131	29.115	2:19.014	190	30.310	2:22.700	4	41.841	2:19.834	4	47.549	2:25.129	186	2 LAPS	2:35.660 P
4	43.134	2:19.976	106	3 LAPS	2:30.019	106	3 LAPS	2:28.591	188	2 LAPS	2:26.019 P	188	2 LAPS	2:37.566
41	43.284	2:23.515	188	2 LAPS	2:26.709	188	2 LAPS	2:26.304	41	51.463	2:21.107	182	1:08.191	2:24.685
88	45.103	2:21.810	4	41.621	2:17.806	41	49.777	2:23.271	14	56.081	2:22.847	101	1 LAP	2:38.871 P
14	46.914	2:21.785	41	46.120	2:22.155	88	50.366	2:22.161	88	1:00.614	2:29.669	207	1:22.011	2:30.030
111	1 LAP	2:22.830	88	47.819	2:22.035	14	52.655	2:23.170	101	1 LAP	2:31.254	99	1:22.432	2:22.652
22	6 LAPS	2:22.535	14	49.099	2:21.504	101	1 LAP	3:02.426	182	1:09.599	2:24.579	110	1:23.982	2:27.627
182	58.452	2:22.239	111	1 LAP	2:21.117	111	1 LAP	2:24.157	111	1 LAP	2:32.802 P	212	1:38.160	3:44.355 P
146	59.444	2:21.583	22	6 LAPS	2:21.929	22	6 LAPS	2:22.115	22	6 LAPS	2:33.273	4	1:38.916	3:17.460 P
207	1:06.599	2:23.613	182	1:01.541	2:22.408	182	1:04.441	2:22.514	146	1:16.683	2:31.407	245	1:39.996	2:24.854
110	1:11.731	2:23.377	146	1:01.915	2:21.790	146	1:04.697	2:22.396	207	1:18.074	2:24.028	103	1:42.411	2:25.904
99	1:12.391	2:23.588	207	1:10.168	2:22.888	207	1:13.467	2:22.913	110	1:22.448	2:22.800	189	1:43.222	2:26.069
49	1 LAP	2:23.769	110	1:15.305	2:22.893	110	1:19.069	2:23.378	99	1:25.873	2:23.267	108	3:14.126	3:51.130
245	1:29.637	2:23.304	99	1:18.647	2:25.575	99	1:22.027	2:22.994	49	1 LAP	2:28.388 P	220	3:15.401	3:42.270
103	1:30.487	2:23.334	49	1 LAP	2:23.282	49	1 LAP	2:22.807	245	1:41.235	2:23.739	104	2 LAPS	3:39.452
189	1:31.230	2:24.222	245	1:33.730	2:23.412	245	1:36.917	2:22.801	103	1:42.600	2:24.156	92	9 LAPS	3:34.989
108	1:38.349	2:23.122	103	1:34.228	2:23.060	103	1:37.865	2:23.251	189	1:43.246	2:24.081	146	3:17.569	4:26.979 P
220	1:40.785	2:22.591	189	1:35.222	2:23.311	189	1:38.586	2:22.978	108	1:49.089	2:23.214	88	3:18.470	4:43.949 P
104	2 LAPS	2:24.673	108	1:41.320	2:22.290	108	1:45.296	2:23.590	220	1:59.224	2:30.839	22	6 LAPS	4:29.411
246	1:54.038	2:24.071	220	1:44.366	2:22.900	220	1:47.806	2:23.054	104	2 LAPS	2:23.894 P	49	1 LAP	4:13.881
92	9 LAPS	2:24.046	104	2 LAPS	2:23.640	104	2 LAPS	2:22.164	92	9 LAPS	2:23.936	111	1 LAP	4:33.986
248	1:57.287	2:22.171	246	1:58.601	2:23.882	92	9 LAPS	2:23.428	248	2:14.111	2:28.645	248	3:22.550	3:34.532 P
			92	9 LAPS	2:23.708	248	2:04.887	2:24.190	246	2:24.176	2:37.349			
			248	2:00.311	2:22.343	246	2:06.248	2:27.261						

Car 88 3 lap penalty missed pit stop.

Weather / Track : Rain / Wet

Fun Cup

RACE 5 - LAP CHART

Lap 36			Lap 37			Lap 38			Lap 39			Lap 40		
No	Behind	Laptime	No	Behind	Laptime	No	Behind	Laptime	No	Behind	Laptime	No	Behind	Laptime
131		2:57.419	1		3:56.836	1		3:33.469	1		3:51.208	1		2:24.837
1	0.242	3:22.994 P	210	1 LAP	3:55.765	210	1 LAP	3:33.309	210	1 LAP	3:50.766	221	0.111	2:24.399
102	1 LAP	2:54.226 P	221	1.839	3:54.975	221	1.451	3:33.081	221	0.549	3:50.306	131	0.930	2:24.044
342	6 LAPS	2:46.338	190	4.077	3:38.553	190	3.056	3:32.448	190	1.060	3:49.212	104	3 LAPS	2:25.420
210	1 LAP	3:24.394	104	3 LAPS	4:08.791	104	3 LAPS	3:32.018	104	3 LAPS	3:48.592	212	2.240	2:24.961
221	3.942	2:35.826	131	6.682	4:03.760 P	131	5.016	3:31.803	131	1.723	3:47.915	4	2.567	2:24.984
41	4.311	2:38.380	342	6 LAPS	4:02.595	41	5.793	3:31.744	41	1.786	3:47.201	190	3.445	2:27.222
14	4.749	2:34.763	41	7.518	4:00.285 P	212	6.680	3:32.143	212	2.116	3:46.644	102	1 LAP	2:25.526
186	2 LAPS	2:42.179	212	8.006	3:20.102	4	8.079	3:32.292	4	2.420	3:45.549	41	6.398	2:29.449
182	18.250	2:32.811	14	8.198	4:00.527	102	1 LAP	3:30.147	102	1 LAP	3:46.021	99	8.254	2:28.486
190	22.602	3:13.615 P	4	9.256	3:20.790	99	9.884	3:29.990	99	4.605	3:45.929	101	1 LAP	2:26.175
99	28.789	2:29.109	102	1 LAP	4:08.053	186	2 LAPS	3:29.702	186	2 LAPS	3:45.877	110	9.983	2:26.352
212	44.982	2:29.574	99	13.363	3:41.652 P	188	2 LAPS	3:29.391	188	2 LAPS	3:45.861	188	2 LAPS	2:30.075
4	45.544	2:29.380	245	14.964	3:25.944	101	1 LAP	3:29.414	101	1 LAP	3:46.095	189	12.207	2:28.294
245	46.098	2:28.854	186	2 LAPS	3:57.756	110	13.012	3:29.190	110	8.468	3:46.664	182	12.338	2:26.411
103	48.264	2:28.605	188	2 LAPS	2:48.410	189	13.524	3:28.680	189	8.750	3:46.434	207	12.925	2:27.521
189	53.825	2:33.355	101	1 LAP	2:48.542	207	14.788	3:27.864	207	10.241	3:46.661	92	10 LAPS	2:27.510
188	2 LAPS	3:46.000	103	16.833	3:25.647	182	15.149	3:27.078	182	10.764	3:46.823	103	14.643	2:24.187
101	1 LAP	3:27.087	110	17.291	2:45.354	92	10 LAPS	3:49.969	92	10 LAPS	3:46.472	108	1 LAP	2:28.812
110	1:29.015	3:27.785 P	189	18.313	3:21.566 P	246	1 LAP	3:08.831	246	1 LAP	3:44.388	186	2 LAPS	2:37.165
207	1:36.520	3:37.261 P	207	20.393	2:40.951	108	1 LAP	3:59.420	108	1 LAP	3:42.523	220	1 LAP	2:29.536
246	1 LAP	5:29.761	182	21.540	4:00.368 P	220	1 LAP	3:57.891	220	1 LAP	3:42.610	246	1 LAP	2:32.068
146	3:51.656	3:56.839	246	1 LAP	2:35.368	14	23.614	3:48.885 P	14	14.678	3:42.272	14	19.862	2:30.021
108	3:51.960	4:00.586	146	3:27.594	3:33.016	103	24.821	3:41.457 P	103	15.293	3:41.680	245	21.196	2:29.012
88	3:52.262	3:56.544	88	3:28.452	3:33.268	245	26.519	3:45.024 P	245	17.021	3:41.710	342	6 LAPS	2:34.313
22	6 LAPS	3:56.992	22	6 LAPS	3:33.353	342	6 LAPS	4:04.200	342	6 LAPS	3:32.101	88	1:08.671	2:23.465
49	1 LAP	3:56.575	49	1 LAP	3:33.264	146	2:32.089	2:37.964	146	1:09.403	2:28.522	22	6 LAPS	2:25.414
220	3:55.258	4:02.609	111	1 LAP	3:33.139	88	2:32.650	2:37.667	88	1:10.043	2:28.601	146	1:11.945	2:27.379
111	1 LAP	3:56.358	248	3:32.638	3:33.167	22	6 LAPS	2:37.155	22	6 LAPS	2:28.478	248	1:58.877	2:25.620
92	9 LAPS	4:02.505				49	1 LAP	2:56.337	49	1 LAP	2:53.579	111	1 LAP	2:37.920
248	3:56.549	3:56.751				111	1 LAP	2:56.099	111	1 LAP	2:54.777	49	1 LAP	2:45.477
						248	2:54.480	2:55.311	248	1:58.094	2:54.822	210	2:17.666	2:19.059
									210	2:23.444	2:23.205			

Car 88 3 lap penalty missed pit stop.

Weather / Track : Rain / Wet

www.tsl-timing.com

Page 8 of 20

Oulton Park International
Circuit Length = 2.6920 miles
Start: 14:04 End: 18:09

Printed - 18.11 Saturday, 11 October 2008

Fun Cup

RACE 5 - LAP CHART

Lap 41			Lap 42			Lap 43			Lap 44			Lap 45		
No	Behind	Laptime	No	Behind	Laptime	No	Behind	Laptime	No	Behind	Laptime	No	Behind	Laptime
221		2:18.651	221		2:21.439	221		2:47.090	221		3:32.851	221		3:31.476
1	1.959	2:20.721	1	1.357	2:20.837	1	0.697	2:46.430	1	0.546	3:32.700	1	0.625	3:31.555
131	3.684	2:21.516	131	5.581	2:23.336	131	1.844	2:43.353	131	1.492	3:32.499	131	1.271	3:31.255
212	4.628	2:21.150	212	6.697	2:23.508	212	2.442	2:42.835	212	2.224	3:32.633	212	1.814	3:31.066
104	3 LAPS	2:23.259	4	7.616	2:22.326	4	3.379	2:42.853	4	3.366	3:32.838	4	2.574	3:30.684
4	6.729	2:22.924	111	2 LAPS	2:39.060	111	2 LAPS	2:43.410	111	2 LAPS	3:31.956	111	2 LAPS	3:30.728
102	1 LAP	2:23.206	104	3 LAPS	2:25.329	104	3 LAPS	2:46.798	104	3 LAPS	3:29.084	104	3 LAPS	3:31.751
101	1 LAP	2:25.812	102	1 LAP	2:23.778	102	1 LAP	2:46.900	102	1 LAP	3:29.018	102	1 LAP	3:31.891
99	16.055	2:26.563	49	2 LAPS	2:43.238	49	2 LAPS	2:42.150	49	2 LAPS	3:26.572	49	2 LAPS	3:31.991
110	16.086	2:24.865	101	1 LAP	2:25.648	101	1 LAP	2:41.908	101	1 LAP	3:26.807	101	1 LAP	3:32.043
182	17.146	2:23.570	99	21.375	2:26.759	99	15.777	2:41.492	99	10.041	3:27.115	99	10.662	3:32.097
190	19.397	2:34.714	182	21.725	2:26.018	182	16.287	2:41.652	182	10.661	3:27.225	182	11.387	3:32.202
103	20.081	2:24.200	110	22.251	2:27.604	110	16.835	2:41.674	110	11.507	3:27.523	110	11.839	3:31.808
189	21.856	2:28.411	190	24.488	2:26.530	190	17.935	2:40.537	190	12.627	3:27.543	190	13.273	3:32.122
188	2 LAPS	2:30.859	103	26.254	2:27.612	103	18.442	2:39.278	103	13.327	3:27.736	103	14.022	3:32.171
92	10 LAPS	2:29.097 P	189	28.016	2:27.599	189	19.002	2:38.076	189	14.204	3:28.053	189	14.829	3:32.101
108	1 LAP	2:28.459	188	2 LAPS	2:31.199	188	2 LAPS	2:33.778	188	2 LAPS	3:27.747	188	2 LAPS	3:32.191
220	1 LAP	2:27.070	92	10 LAPS	2:31.265	92	10 LAPS	2:34.092	92	10 LAPS	3:27.683	92	10 LAPS	3:32.355
246	1 LAP	2:29.663	220	1 LAP	2:29.304	220	1 LAP	2:35.537	220	1 LAP	3:26.234	220	1 LAP	3:32.685
14	30.440	2:29.340	108	1 LAP	2:30.726	108	1 LAP	2:38.246	108	1 LAP	3:25.583	108	1 LAP	3:31.253
245	33.654	2:31.220	14	38.133	2:29.132	14	26.892	2:35.849	14	19.854	3:25.813	14	19.424	3:31.046
207	34.223	2:40.060	246	1 LAP	2:30.544	246	1 LAP	2:35.436	246	1 LAP	3:25.718	246	1 LAP	3:31.183
186	2 LAPS	2:37.489	245	42.064	2:29.849	245	29.151	2:34.177	245	21.819	3:25.519	245	21.289	3:30.946
342	6 LAPS	2:34.187	207	43.250	2:30.466	207	29.746	2:33.586	207	23.298	3:26.403	207	22.316	3:30.494
88	1:10.691	2:20.782	186	2 LAPS	2:38.172	186	2 LAPS	2:35.993	186	2 LAPS	3:14.794	186	2 LAPS	3:30.414
22	6 LAPS	2:22.202	342	6 LAPS	2:38.310 P	342	6 LAPS	2:39.086	342	6 LAPS	3:06.094	342	6 LAPS	3:30.046
146	1:21.644	2:28.461	88	2:43.332	3:54.080	88	3:28.727	3:32.485	88	3:24.915	3:29.039	88	2:16.618	2:23.179
248	2:07.332	2:27.217	22	6 LAPS	3:51.171	22	6 LAPS	3:32.561	22	6 LAPS	3:29.146	22	6 LAPS	2:24.801 P
210	2:21.171	2:22.267	146	2:44.924	3:44.719	146	3:30.366	3:32.532	146	3:26.360	3:28.845	146	2:23.488	2:28.604
			248	2:45.535	2:59.642	248	3:30.955	3:32.510	248	3:27.379	3:29.275	248	2:24.315	2:28.412
			210	2:46.303	2:46.571	210	3:31.486	3:32.273	210	3:27.747	3:29.112	210	2:24.711	2:28.440

Car 88 3 lap penalty missed pit stop.

Weather / Track : Rain / Wet

www.tsl-timing.com

Oulton Park International
Circuit Length = 2.6920 miles
Start: 14:04 End: 18:09

Fun Cup

RACE 5 - LAP CHART

Lap 46			Lap 47			Lap 48			Lap 49			Lap 50		
No	Behind	Laptime	No	Behind	Laptime	No	Behind	Laptime	No	Behind	Laptime	No	Behind	Laptime
221		3:15.882	221		2:19.554	221		2:19.260	221		2:20.126	131		2:20.350
1	0.518	3:15.775	1	1.028	2:20.064	131	3.255	2:20.393	131	3.529	2:20.400	221	0.073	2:23.952
131	1.197	3:15.808	131	2.122	2:20.479	4	4.530	2:19.842	4	4.863	2:20.459	4	1.278	2:20.294
212	1.627	3:15.695	4	3.948	2:21.554	1	6.136	2:24.368	212	4.864	2:16.771	111	3 LAPS	3:55.630
4	1.948	3:15.256	212	4.779	2:22.706	212	8.219	2:22.700	182	22.733	2:22.110	182	21.636	2:22.782
111	2 LAPS	3:17.929	104	3 LAPS	2:23.177	102	1 LAP	2:23.623	110	24.445	2:22.525	101	3 LAPS	7:13.988
104	3 LAPS	3:15.950 P	102	1 LAP	2:23.357	104	3 LAPS	2:28.276	102	1 LAP	2:30.474 P	99	28.180	2:23.748
102	1 LAP	3:15.364	101	1 LAP	2:24.039	182	20.749	2:23.682	99	28.311	2:25.719	110	29.404	2:28.838
49	2 LAPS	3:17.453	99	16.158	2:24.811	110	22.046	2:24.812	190	31.148	2:28.430	92	10 LAPS	2:28.843
101	1 LAP	3:16.708	182	16.327	2:24.613	99	22.718	2:25.820	92	10 LAPS	2:24.608	248	1 LAP	3:31.377
99	10.901	3:16.121	110	16.494	2:24.474	190	22.844	2:24.227	103	39.817	2:26.236	1	43.362	2:21.309
182	11.268	3:15.763	190	17.877	2:25.005	92	10 LAPS	2:24.397	146	1 LAP	3:36.115	103	43.661	2:27.723
110	11.574	3:15.617	189	21.010	2:26.187	103	33.707	2:23.517	1	45.932	2:59.922 P	146	1 LAP	2:25.434
190	12.426	3:15.035	92	10 LAPS	2:26.499	188	2 LAPS	2:28.134	220	1 LAP	2:27.583	220	1 LAP	2:25.837
103	13.969	3:15.829	108	1 LAP	2:28.894	220	1 LAP	2:28.055	246	1 LAP	2:29.591	188	2 LAPS	2:30.348
189	14.377	3:15.430	14	29.002	2:30.196	207	39.267	2:25.968	188	2 LAPS	2:31.931	212	58.252	3:17.267 P
188	2 LAPS	3:15.027	103	29.450	2:35.035	246	1 LAP	2:28.133	207	50.998	2:31.857	246	1 LAP	2:47.844 P
92	10 LAPS	3:14.725	188	2 LAPS	2:34.124	108	1 LAP	2:31.757 P	189	55.336	2:32.480	190	1:15.024	3:07.755 P
220	1 LAP	3:14.869	220	1 LAP	2:32.636	14	42.876	2:33.134	186	2 LAPS	2:30.708 P	186	2 LAPS	2:39.031
108	1 LAP	3:14.761	246	1 LAP	2:31.092	189	42.982	2:41.232	49	2 LAPS	2:37.395 P	102	1 LAP	3:18.812
14	18.360	3:14.818	207	32.559	2:30.548	186	2 LAPS	2:33.538	14	1:24.170	3:01.420 P	14	1:22.992	2:22.701
246	1 LAP	3:14.810	111	2 LAPS	2:46.873 P	49	2 LAPS	2:37.063	88	1:36.118	2:24.923	49	2 LAPS	2:46.110
245	20.306	3:14.899	49	2 LAPS	2:44.548	111	2 LAPS	2:41.371	245	1:37.450	2:26.706	88	1:35.155	2:22.916
207	21.565	3:15.131	186	2 LAPS	2:32.596	245	1:30.870	3:13.396 P	22	6 LAPS	2:25.855	210	1:35.504	2:21.440
186	2 LAPS	3:15.297	245	36.734	2:35.982	88	1:31.321	2:23.538	210	1:37.943	2:22.363	245	1:37.271	2:23.700
342	6 LAPS	3:15.337	342	6 LAPS	2:37.456	22	6 LAPS	2:23.278	108	1 LAP	3:25.203	22	6 LAPS	2:28.624
88	1:25.024	2:24.288	88	1:27.043	2:21.573	210	1:35.706	2:19.239	104	3 LAPS	4:04.772	108	1 LAP	2:26.273
22	6 LAPS	2:22.652	22	6 LAPS	2:21.635	248	1:50.510	2:29.522	342	6 LAPS	2:32.263	207	1:47.453	3:20.334 P
146	1:33.615	2:26.009	210	1:35.727	2:20.645	342	6 LAPS	3:45.238				189	1:48.192	3:16.735 P
248	1:34.402	2:25.969	248	1:40.248	2:25.400							104	3 LAPS	2:24.735
210	1:34.636	2:25.807	146	1:45.732	2:31.671									

Car 88 3 lap penalty missed pit stop.

Weather / Track : Rain / Wet

www.tsl-timing.com

Page 10 of 20

Oulton Park International
Circuit Length = 2.6920 miles
Start: 14:04 End: 18:09

Printed - 18.11 Saturday, 11 October 2008

Fun Cup

RACE 5 - LAP CHART

Lap 51			Lap 52			Lap 53			Lap 54			Lap 55		
No	Behind	Laptime	No	Behind	Laptime	No	Behind	Laptime	No	Behind	Laptime	No	Behind	Laptime
131		2:21.863	131		2:27.791	1		2:21.289	1		2:19.613	1		2:19.436
342	7 LAPS	2:31.522	342	7 LAPS	2:29.992	221	1.851	2:21.054	221	2.332	2:20.094	342	7 LAPS	2:29.101
4	7.247	2:27.832	111	3 LAPS	2:29.666	22	7 LAPS	2:27.661	131	8.062	2:20.716	111	3 LAPS	2:25.999
111	3 LAPS	2:30.280	22	7 LAPS	3:42.068	131	6.959	3:04.125 P	22	7 LAPS	2:24.742	221	3.627	2:20.731
182	30.089	2:30.316	1	35.877	2:20.587	146	1 LAP	2:24.242	146	1 LAP	2:23.572	131	8.291	2:19.665
99	34.932	2:28.615	221	37.963	2:22.486	4	17.974	2:22.313	4	19.496	2:21.135	22	7 LAPS	2:23.444
1	43.081	2:21.582	146	1 LAP	2:24.834	212	22.699	2:23.583	212	26.676	2:23.590	146	1 LAP	2:23.870
221	43.268	3:05.058 P	4	52.827	3:13.371 P	110	25.286	2:24.125	110	28.215	2:22.542	4	21.143	2:21.083
146	1 LAP	2:26.072	248	1 LAP	2:33.172	248	1 LAP	2:30.531	248	1 LAP	2:29.506	212	30.716	2:23.476
101	3 LAPS	2:45.592	212	56.282	2:23.331	182	32.956	2:24.567	182	38.301	2:24.958	110	30.876	2:22.097
248	1 LAP	2:33.559	220	1 LAP	2:32.302 P	190	37.564	2:23.542	190	39.278	2:21.327	190	42.877	2:23.035
220	1 LAP	2:27.317	110	58.327	2:23.686	14	44.908	2:22.847	14	47.944	2:22.649	182	44.408	2:25.543
212	1:00.742	2:24.353	182	1:05.555	3:03.257 P	99	46.714	2:25.366	99	51.403	2:24.302	248	1 LAP	2:31.599
188	2 LAPS	2:27.501 P	188	2 LAPS	2:33.645	88	52.742	2:22.100	88	53.543	2:20.414	14	50.825	2:22.317
110	1:02.432	2:54.891 P	190	1:11.188	2:22.564	92	10 LAPS	2:26.078	92	10 LAPS	2:22.770	99	55.275	2:23.308
190	1:16.415	2:23.254	99	1:18.514	3:11.373 P	245	1:00.672	2:26.720	245	1:05.722	2:24.663	88	55.855	2:21.748
14	1:24.209	2:23.080	14	1:19.227	2:22.809	246	3 LAPS	7:39.067	246	3 LAPS	2:23.304	92	10 LAPS	2:23.854 P
92	10 LAPS	3:13.359	92	10 LAPS	2:25.685	102	1 LAP	2:35.924	189	1:19.196	2:24.064	245	1:09.193	2:22.907
102	1 LAP	2:31.757	88	1:27.808	2:20.410	189	1:14.745	2:23.888	103	1:19.490	2:23.593	246	3 LAPS	2:22.185
88	1:35.189	2:21.897	102	1 LAP	2:26.403	103	1:15.510	2:24.446	108	1 LAP	2:23.012	103	1:23.834	2:23.780
245	1:37.526	2:22.118	245	1:31.118	2:21.383	207	1:17.652	2:24.715	207	1:22.737	2:24.698	189	1:24.149	2:24.389
210	1:38.851	2:25.210	189	1:48.023	2:24.687	108	1 LAP	2:25.807	102	1 LAP	2:43.933	108	1 LAP	2:23.282
189	1:51.127	2:24.798	103	1:48.230	2:24.800	104	3 LAPS	2:23.984	104	3 LAPS	2:22.997	207	1:27.545	2:24.244
103	1:51.221	3:29.423 P	207	1:50.103	2:24.571	220	1 LAP	3:30.303	210	1:35.798	2:21.036	104	3 LAPS	2:19.582
108	1 LAP	2:27.682	108	1 LAP	2:25.670	188	2 LAPS	3:23.217	220	1 LAP	2:25.912	210	1:36.076	2:19.714
207	1:53.323	2:27.733	104	3 LAPS	2:23.629	210	1:34.375	2:19.717	188	2 LAPS	2:33.175	102	1 LAP	2:25.589
104	3 LAPS	2:23.955	210	2:11.824	3:00.764 P	49	2 LAPS	2:29.970	49	2 LAPS	2:30.282	220	1 LAP	2:25.171
186	2 LAPS	3:30.128	186	2 LAPS	2:32.058	186	2 LAPS	2:32.958	186	2 LAPS	2:30.567	188	2 LAPS	2:32.794
49	2 LAPS	3:15.269	49	2 LAPS	2:31.114	342	6 LAPS	2:30.280				49	2 LAPS	2:30.262
			342	6 LAPS	2:29.542	111	2 LAPS	2:27.522						
			111	2 LAPS	2:27.874									

Car 88 3 lap penalty missed pit stop.

Weather / Track : Rain / Wet

www.tsl-timing.com

Page 11 of 20

Oulton Park International
Circuit Length = 2.6920 miles
Start: 14:04 End: 18:09

Printed - 18.11 Saturday, 11 October 2008

Fun Cup

RACE 5 - LAP CHART

Lap 56			Lap 57			Lap 58			Lap 59			Lap 60		
No	Behind	Laptime	No	Behind	Laptime	No	Behind	Laptime	No	Behind	Laptime	No	Behind	Laptime
1		2:24.649	1		2:20.420	1		2:20.107	1		2:20.423	1		2:20.448
221	1.924	2:22.946	221	2.399	2:20.895	221	2.174	2:19.882	131	2.587	2:20.297	131	1.458	2:19.319
186	3 LAPS	2:31.571	131	3.775	2:20.262	131	2.713	2:19.045	221	3.867	2:22.116	221	4.369	2:20.950
131	3.933	2:20.291	49	3 LAPS	2:29.033	49	3 LAPS	2:27.693	188	3 LAPS	2:32.544	188	3 LAPS	2:28.714
342	7 LAPS	2:28.249	111	3 LAPS	2:25.501	111	3 LAPS	2:25.275	4	18.921	2:20.286	4	19.552	2:21.079
111	3 LAPS	2:26.650	342	7 LAPS	2:32.207	4	19.058	2:22.662	111	3 LAPS	2:24.753	111	3 LAPS	2:24.988
22	7 LAPS	2:23.930	4	16.503	2:20.333	22	7 LAPS	2:24.520	49	3 LAPS	2:28.777	49	3 LAPS	2:29.094
4	16.590	2:20.096	22	7 LAPS	2:24.720	342	7 LAPS	2:30.498	22	7 LAPS	2:23.209 P	22	7 LAPS	2:27.147
146	1 LAP	2:25.091	186	3 LAPS	2:35.898	146	1 LAP	2:24.097	110	34.469	2:23.455	110	35.597	2:21.576
212	28.430	2:22.363	146	1 LAP	2:23.596	110	31.437	2:21.530	146	1 LAP	2:27.022	146	1 LAP	2:22.820
110	28.658	2:22.431	212	29.899	2:21.889	212	32.609	2:22.817	212	35.639	2:23.453	190	42.898	2:21.609
190	40.216	2:21.988	110	30.014	2:21.776	186	3 LAPS	2:35.609	342	7 LAPS	2:31.452 P	342	7 LAPS	2:29.238
182	42.419	2:22.660	190	41.298	2:21.502	190	40.524	2:19.333	190	41.737	2:21.636	212	47.827	2:32.636
14	51.402	2:25.226	182	44.784	2:22.785	182	47.294	2:22.617	186	3 LAPS	2:34.024	182	52.978	2:23.394
88	53.782	2:22.576	14	52.815	2:21.833	88	55.046	2:21.713	182	50.032	2:23.161	88	55.784	2:21.432
99	55.606	2:24.980	88	53.440	2:20.078	14	57.254	2:24.546	88	54.800	2:20.177	14	1:01.592	2:22.778
92	10 LAPS	2:23.880	99	56.228	2:21.042	99	59.844	2:23.723	14	59.262	2:22.431	186	3 LAPS	2:37.633
248	1 LAP	2:38.249	92	10 LAPS	2:24.208	92	10 LAPS	2:22.650	99	1:02.136	2:22.715	99	1:05.543	2:23.855
245	1:06.707	2:22.163	245	1:08.971	2:22.684	245	1:08.801	2:19.937	92	10 LAPS	2:22.538	92	10 LAPS	2:22.125
246	3 LAPS	2:21.798	246	3 LAPS	2:21.679	246	3 LAPS	2:20.992	245	1:11.685	2:23.307	245	1:13.709	2:22.472
108	1 LAP	2:23.539	248	1 LAP	2:29.859	248	1 LAP	2:30.845	246	3 LAPS	2:21.948	246	3 LAPS	2:22.316
207	1:27.415	2:24.519	108	1 LAP	2:24.735	41	17 LAPS	2:19.990	210	1:33.443	2:21.289	210	1:33.850	2:20.855
103	1:31.135	2:31.950	207	1:31.631	2:24.636	210	1:32.577	2:20.291	108	1 LAP	2:23.075	108	1 LAP	2:23.050
104	3 LAPS	2:23.434	210	1:32.393	2:20.726	108	1 LAP	2:23.271	248	1 LAP	2:32.215	207	1:43.106	2:25.419
210	1:32.087	2:20.660	103	1:33.991	2:23.276	207	1:35.474	2:23.950	207	1:38.135	2:23.084	103	1:43.671	2:23.382
189	1:32.538	2:33.038	104	3 LAPS	2:23.160	103	1:37.321	2:23.437	103	1:40.737	2:23.839	104	3 LAPS	2:23.111
102	1 LAP	2:24.836	189	1:35.763	2:23.645	104	3 LAPS	2:23.589	104	3 LAPS	2:23.616	189	1:45.043	2:23.353
220	1 LAP	2:25.430	102	1 LAP	2:28.107	189	1:38.880	2:23.224	189	1:42.138	2:23.681	248	1 LAP	2:31.848
188	2 LAPS	2:31.172	220	1 LAP	2:25.172	102	1 LAP	2:25.319	102	1 LAP	2:23.678	220	1 LAP	2:25.306
			188	2 LAPS	2:29.588	220	1 LAP	2:26.049	220	1 LAP	2:24.894	41	17 LAPS	2:24.632
									41	17 LAPS	2:57.851	102	1 LAP	2:32.407 P

Car 88 3 lap penalty missed pit stop.

Weather / Track : Rain / Wet

www.tsl-timing.com

Page 12 of 20

Oulton Park International
Circuit Length = 2.6920 miles
Start: 14:04 End: 18:09

Printed - 18.11 Saturday, 11 October 2008

Fun Cup

RACE 5 - LAP CHART

Lap 61			Lap 62			Lap 63			Lap 64			Lap 65		
No	Behind	Laptime	No	Behind	Laptime	No	Behind	Laptime	No	Behind	Laptime	No	Behind	Laptime
1		2:19.645	1		2:19.426	131		2:19.139	131		2:19.628	131		2:20.637
131	0.626	2:18.813	131	0.659	2:19.459	101	13 LAPS	2:31.004	220	2 LAPS	2:25.549	220	2 LAPS	2:25.319 P
221	5.515	2:20.791	221	7.238	2:21.149	1	1.580	2:21.378	248	2 LAPS	2:36.216	1	7.795	2:25.310
4	21.549	2:21.642	102	2 LAPS	2:45.756	41	18 LAPS	2:27.401	1	3.122	2:21.170	41	18 LAPS	2:29.713
188	3 LAPS	2:30.142	4	22.828	2:20.705	221	8.739	2:21.299	101	13 LAPS	2:31.412	4	29.825	2:21.907
111	3 LAPS	2:23.806	111	3 LAPS	2:24.613 P	102	2 LAPS	2:29.093	41	18 LAPS	2:30.219	101	13 LAPS	2:40.231
22	7 LAPS	2:24.378	188	3 LAPS	2:31.120	4	26.539	2:23.509	221	16.421	2:27.310	102	2 LAPS	2:24.811 P
110	39.623	2:23.671	22	7 LAPS	2:22.612	111	3 LAPS	2:22.427	4	28.555	2:21.644	110	48.371	2:22.372
146	1 LAP	2:22.899	110	40.403	2:20.206	110	44.570	2:23.965	102	2 LAPS	2:30.291	190	48.612	2:22.583
49	3 LAPS	2:29.403	146	1 LAP	2:22.651	190	45.897	2:21.060	110	46.636	2:21.694	221	56.982	3:01.198 P
190	43.935	2:20.682	190	44.635	2:20.126	22	7 LAPS	2:26.350	190	46.666	2:20.397	22	7 LAPS	2:28.487
212	52.638	2:24.456	49	3 LAPS	2:26.627 P	146	1 LAP	2:24.322	111	3 LAPS	2:31.694	248	2 LAPS	3:21.914
182	54.098	2:20.765	182	53.788	2:19.116	188	3 LAPS	2:31.432 P	22	7 LAPS	2:22.850	182	1:08.412	2:28.575
342	7 LAPS	2:28.468	212	56.256	2:23.044	182	56.263	2:22.273	146	1 LAP	2:28.509 P	14	1:15.599	2:23.352
88	55.599	2:19.460	88	56.297	2:20.124	88	56.586	2:20.087	188	3 LAPS	2:29.055	188	3 LAPS	2:36.405
14	1:03.936	2:21.989	342	7 LAPS	2:28.918	49	3 LAPS	2:27.717	182	1:00.474	2:23.839	245	1:32.479	2:23.543
92	10 LAPS	2:23.615	14	1:06.437	2:21.927	212	58.223	2:21.765	88	1:04.136	2:27.178	210	1:40.533	2:21.885
99	1:18.971	2:33.073	92	10 LAPS	2:23.323	14	1:09.814	2:23.175	212	1:06.510	2:27.915	146	1 LAP	3:05.702
245	1:19.331	2:25.267	245	1:24.401	2:24.496	342	7 LAPS	2:29.774	49	3 LAPS	2:32.726	342	7 LAPS	2:39.432
246	3 LAPS	2:25.201	246	3 LAPS	2:24.280 P	92	10 LAPS	2:23.448	14	1:12.884	2:22.698	99	1:52.900	2:27.456
186	3 LAPS	2:36.477	186	3 LAPS	2:31.522	245	1:26.673	2:22.070	342	7 LAPS	2:29.057	108	1 LAP	2:22.546
210	1:36.462	2:22.257	210	1:36.557	2:19.521	246	3 LAPS	2:22.242	245	1:29.573	2:22.528	49	3 LAPS	3:09.921
108	1 LAP	2:24.415	99	1:37.174	2:37.629	210	1:37.706	2:20.947	92	10 LAPS	2:27.696	207	2:05.121	2:27.320
207	1:48.300	2:24.839	108	1 LAP	2:25.465	99	1:41.439	2:24.063	246	3 LAPS	2:27.690	104	3 LAPS	2:26.098
103	1:48.788	2:24.762	207	1:52.135	2:23.261	186	3 LAPS	2:32.851	210	1:39.285	2:21.207	186	3 LAPS	2:33.474
189	1:49.557	2:24.159	189	1:53.136	2:23.005	108	1 LAP	2:23.530	99	1:46.081	2:24.270	103	2:16.975	2:36.976
104	3 LAPS	2:27.450	103	1:53.671	2:24.309	207	1:55.451	2:23.114	108	1 LAP	2:23.097			
248	1 LAP	2:29.346	104	3 LAPS	2:22.296	189	1:56.476	2:23.138	207	1:58.438	2:22.615			
101	12 LAPS	2:29.113	248	1 LAP	2:28.531	103	1:57.490	2:23.617	186	3 LAPS	2:33.401 P			
220	1 LAP	2:24.887	220	1 LAP	2:26.146	104	3 LAPS	2:23.448	103	2:00.636	2:22.774			
41	17 LAPS	2:28.190							104	3 LAPS	2:22.703 P			
									189	2:04.229	2:27.381			

Car 88 3 lap penalty missed pit stop.

Weather / Track : Rain / Wet

Fun Cup

RACE 5 - LAP CHART

Lap 66			Lap 67			Lap 68			Lap 69			Lap 70		
No	Behind	Laptime	No	Behind	Laptime	No	Behind	Laptime	No	Behind	Laptime	No	Behind	Laptime
131		2:21.351	131		2:20.473	131		2:26.218	131		3:04.179 P	131		2:20.053
88	1 LAP	3:40.277	182	1 LAP	3:35.949	88	1 LAP	2:24.524	1	2.870	2:21.330	1	2.541	2:19.724
92	11 LAPS	3:14.269	88	1 LAP	2:24.456	188	4 LAPS	2:28.494	189	1 LAP	2:26.424	221	13.119	2:22.455
212	1 LAP	3:42.882	188	4 LAPS	3:32.244	212	1 LAP	2:23.665	103	1 LAP	2:22.618	103	1 LAP	2:33.916
220	2 LAPS	2:30.715	92	11 LAPS	2:26.278	92	11 LAPS	2:27.912	221	10.717	2:21.222	342	8 LAPS	2:39.063
246	4 LAPS	3:24.107	186	4 LAPS	2:39.446	99	1 LAP	2:25.421	342	8 LAPS	2:29.964	248	2 LAPS	2:31.482
111	4 LAPS	4:15.665	212	1 LAP	2:24.648	246	4 LAPS	2:21.807	248	2 LAPS	2:24.327	4	53.208	2:22.590
41	18 LAPS	2:27.888	99	1 LAP	3:04.027	210	1 LAP	3:27.342	186	4 LAPS	2:32.992	110	58.586	2:31.139
4	29.939	2:21.465	246	4 LAPS	2:22.121	111	4 LAPS	2:26.875	110	47.500	3:01.423 P	101	13 LAPS	2:25.310 P
189	1 LAP	3:14.258	111	4 LAPS	2:26.330	108	2 LAPS	3:11.280	4	50.671	2:22.496	189	1 LAP	3:18.466 P
102	2 LAPS	2:31.110	207	1 LAP	3:11.915	207	1 LAP	2:22.780	101	13 LAPS	2:24.225	186	4 LAPS	2:36.106
1	48.050	3:01.606 P	4	39.517	2:30.051	104	4 LAPS	3:12.592	102	2 LAPS	2:24.199	102	2 LAPS	2:23.211
190	48.081	2:20.820	189	1 LAP	2:25.751	189	1 LAP	2:25.744	146	1 LAP	2:22.993	146	1 LAP	2:23.346
110	48.204	2:21.184	41	18 LAPS	2:34.255	1	45.719	2:21.199	22	7 LAPS	2:24.035	22	7 LAPS	2:23.282
221	56.548	2:20.917	110	49.904	2:22.173	103	1 LAP	2:23.094	220	2 LAPS	2:26.039	220	2 LAPS	2:25.278
248	2 LAPS	2:26.708	103	1 LAP	3:15.420	110	50.256	2:26.570	49	3 LAPS	2:25.694	49	3 LAPS	2:27.131
14	1:23.444	2:29.196	1	50.738	2:23.161	221	53.674	2:22.678	41	18 LAPS	2:38.378	182	1:40.459	2:21.597
101	13 LAPS	3:17.305	190	53.818	2:26.210	342	8 LAPS	2:27.876	182	1:38.915	2:22.425	14	1:43.819	2:23.599
245	1:34.412	2:23.284	342	8 LAPS	3:54.581	248	2 LAPS	2:25.309	14	1:40.273	2:31.197	190	1:44.377	2:23.402
210	1:43.993	2:24.811	221	57.214	2:21.139	186	4 LAPS	3:33.883	190	1:41.028	2:24.486	88	1:48.891	2:19.779
146	1 LAP	2:24.402	248	2 LAPS	2:25.007	4	1:32.354	3:19.055 P	88	1:49.165	2:24.607	212	1:53.024	2:22.279
22	7 LAPS	3:21.717	101	13 LAPS	2:26.361	101	13 LAPS	2:26.303	212	1:50.798	2:22.784	246	3 LAPS	2:20.116
49	3 LAPS	2:25.576	245	1:44.508	2:30.569	102	2 LAPS	2:25.506	246	3 LAPS	2:21.259	99	2:04.561	2:24.274
108	1 LAP	2:28.174 P	102	2 LAPS	3:18.322	146	1 LAP	2:23.416	99	2:00.340	2:25.577	188	3 LAPS	2:26.585
104	3 LAPS	2:24.644	146	1 LAP	2:23.911	22	7 LAPS	2:23.979	188	3 LAPS	2:29.332	210	2:07.564	2:23.111
			22	7 LAPS	2:21.185	41	18 LAPS	3:46.686	92	10 LAPS	2:26.948	41	18 LAPS	2:50.120
			220	2 LAPS	4:08.585	220	2 LAPS	2:25.943	210	2:04.506	2:22.574	92	10 LAPS	2:27.507
			49	3 LAPS	2:25.968	49	3 LAPS	2:25.116	245	2:11.094	2:29.396	245	2:18.403	2:27.362
			14	2:13.830	3:10.859 P	14	2:13.255	2:25.643	108	1 LAP	2:25.263	104	3 LAPS	2:22.562
			182	2:24.832	2:22.295	182	2:20.669	2:22.055	104	3 LAPS	2:22.906	108	1 LAP	2:24.563
						190	2:20.721	3:53.121 P	207	2:17.827	2:25.213			
						88	2:28.737	2:24.023	111	3 LAPS	2:26.559			
						212	2:32.193	2:23.167						

Car 88 3 lap penalty missed pit stop.

Weather / Track : Rain / Wet

www.tsl-timing.com

Page 14 of 20

Oulton Park International
Circuit Length = 2.6920 miles
Start: 14:04 End: 18:09

Printed - 18.11 Saturday, 11 October 2008

Fun Cup

RACE 5 - LAP CHART

Lap 71			Lap 72			Lap 73			Lap 74			Lap 75		
No	Behind	Laptime	No	Behind	Laptime	No	Behind	Laptime	No	Behind	Laptime	No	Behind	Laptime
131		2:20.893	131		2:23.374	131		2:20.690	131		2:20.603	1		2:20.078
207	1 LAP	2:24.467	1	0.008	2:21.772	1	0.281	2:20.963	1	0.381	2:20.703	131	0.120	2:20.579
1	1.610	2:19.962	108	2 LAPS	2:25.735	104	4 LAPS	2:23.533	104	4 LAPS	2:22.392	104	4 LAPS	2:20.532
111	4 LAPS	2:25.757	245	1 LAP	2:29.170	108	2 LAPS	2:22.554	108	2 LAPS	2:23.781	92	11 LAPS	2:25.328
221	12.672	2:20.446	207	1 LAP	2:25.846	245	1 LAP	2:25.879	188	4 LAPS	2:29.881	108	2 LAPS	2:22.169
103	1 LAP	2:23.909	111	4 LAPS	2:24.111	207	1 LAP	2:25.726	221	11.785	2:22.450	221	11.818	2:20.492
248	2 LAPS	2:26.168	221	9.603	2:20.305	221	9.938	2:21.025	207	1 LAP	2:24.692	207	1 LAP	2:22.700
4	53.785	2:21.470	103	1 LAP	2:22.845	111	4 LAPS	2:27.185	245	1 LAP	2:27.038	188	4 LAPS	2:30.603
342	8 LAPS	2:38.178	248	2 LAPS	2:24.736	103	1 LAP	2:23.163	111	4 LAPS	2:25.572	111	4 LAPS	2:24.827
110	1:02.593	2:24.900	4	52.236	2:21.825	4	55.044	2:23.498	103	1 LAP	2:23.414	245	1 LAP	2:27.571
101	13 LAPS	2:24.531	342	8 LAPS	2:27.854	248	2 LAPS	2:26.708	4	56.694	2:22.253	103	1 LAP	2:23.542
102	2 LAPS	2:24.160	110	1:03.980	2:24.761	101	13 LAPS	2:24.253	248	2 LAPS	2:24.228	189	5 LAPS	2:24.102
146	1 LAP	2:24.133	101	13 LAPS	2:24.694	110	1:10.480	2:27.190	101	13 LAPS	2:23.213	4	58.583	2:22.348
186	4 LAPS	2:31.745	102	2 LAPS	2:22.995	342	8 LAPS	2:29.695	110	1:13.912	2:24.035	248	2 LAPS	2:23.854
22	7 LAPS	2:23.511	146	1 LAP	2:23.279	102	2 LAPS	2:23.206	102	2 LAPS	2:25.096	101	13 LAPS	2:23.088
220	2 LAPS	2:24.961	41	19 LAPS	3:52.066	146	1 LAP	2:22.868	146	1 LAP	2:24.576	110	1:17.166	2:23.713
49	3 LAPS	2:25.723	186	4 LAPS	2:30.879	22	7 LAPS	2:23.743	342	8 LAPS	2:28.286 P	102	2 LAPS	2:21.458
182	1:42.580	2:23.014	22	7 LAPS	2:23.311	41	19 LAPS	2:32.318	22	7 LAPS	2:23.097	146	1 LAP	2:22.249
190	1:46.664	2:23.180	220	2 LAPS	2:24.866	186	4 LAPS	2:32.310	41	19 LAPS	2:31.896	342	8 LAPS	2:27.540
14	1:47.852	2:24.926	182	1:42.362	2:23.156	220	2 LAPS	2:24.650	186	4 LAPS	2:31.852	22	7 LAPS	2:23.365
88	1:52.251	2:24.253	49	3 LAPS	2:25.543	182	1:44.420	2:22.748	220	2 LAPS	2:24.748	182	1:49.802	2:23.134
246	3 LAPS	2:21.168	190	1:46.303	2:23.013	49	3 LAPS	2:24.967	182	1:47.127	2:23.310	41	19 LAPS	2:32.392
212	1:58.919	2:26.788	14	1:47.917	2:23.439	190	1:47.941	2:22.328	190	1:49.770	2:22.432	246	3 LAPS	2:20.773
210	2:09.322	2:22.651	246	3 LAPS	2:20.083	246	3 LAPS	2:20.625	246	3 LAPS	2:21.588	190	1:51.744	2:22.433
99	2:10.221	2:26.553	88	1:52.100	2:23.223	14	1:51.191	2:23.964	49	3 LAPS	2:24.495	220	2 LAPS	2:28.461
92	10 LAPS	2:26.740	212	2:00.759	2:25.214	88	1:54.522	2:23.112	14	1:54.248	2:23.660	49	3 LAPS	2:23.389
188	3 LAPS	2:28.185	210	2:08.260	2:22.312	212	2:03.474	2:23.405	88	1:58.634	2:24.715	14	1:56.923	2:23.134
104	3 LAPS	2:23.247	99	2:10.943	2:24.096	210	2:08.596	2:21.026	212	2:06.533	2:23.662	186	4 LAPS	2:33.243
			92	10 LAPS	2:25.058	99	2:14.503	2:24.250	210	2:09.147	2:21.154	88	2:01.204	2:23.029
			188	3 LAPS	2:28.634	92	10 LAPS	2:25.312 P	99	2:16.992	2:23.092	212	2:09.488	2:23.414
												210	2:09.550	2:20.862
												99	2:20.234	2:23.701

Car 88 3 lap penalty missed pit stop.

Weather / Track : Rain / Wet

www.tsl-timing.com

Page 15 of 20

Oulton Park International
Circuit Length = 2.6920 miles
Start: 14:04 End: 18:09

Printed - 18.11 Saturday, 11 October 2008

Fun Cup

RACE 5 - LAP CHART

Lap 76			Lap 77			Lap 78			Lap 79			Lap 80		
No	Behind	Laptime	No	Behind	Laptime	No	Behind	Laptime	No	Behind	Laptime	No	Behind	Laptime
131		2:20.271	1		2:20.338	1		2:20.352	1		2:21.046	131		2:22.517
1	0.368	2:20.759	131	0.179	2:20.885	131	0.476	2:20.649	131	0.182	2:20.752	1	0.262	2:22.961
104	4 LAPS	2:21.601	99	1 LAP	2:23.720	99	1 LAP	2:22.831	99	1 LAP	2:22.111	342	9 LAPS	2:31.995
92	11 LAPS	2:23.894	104	4 LAPS	2:21.666	104	4 LAPS	2:21.912	104	4 LAPS	2:21.716	99	1 LAP	2:22.833
108	2 LAPS	2:22.380	92	11 LAPS	2:24.430	221	12.993	2:20.954	186	5 LAPS	2:33.437	104	4 LAPS	2:21.794 P
221	11.601	2:20.174	221	12.391	2:21.496	108	2 LAPS	2:22.984	221	11.632	2:19.685	221	12.970	2:24.037
207	1 LAP	2:21.305	108	2 LAPS	2:23.468	92	11 LAPS	2:25.545	92	11 LAPS	2:25.979	186	5 LAPS	2:29.772
111	4 LAPS	2:24.668	207	1 LAP	2:24.839	207	1 LAP	2:23.434	207	1 LAP	2:21.272	92	11 LAPS	2:24.570
188	4 LAPS	2:28.643	111	4 LAPS	2:23.745	111	4 LAPS	2:25.402 P	108	2 LAPS	2:35.360	207	1 LAP	2:24.131
245	1 LAP	2:28.708	188	4 LAPS	2:26.227	103	1 LAP	2:23.345	111	4 LAPS	2:26.126	108	2 LAPS	2:24.323
103	1 LAP	2:22.416	103	1 LAP	2:22.818	188	4 LAPS	2:27.942 P	103	1 LAP	2:22.803	111	4 LAPS	2:25.278
189	5 LAPS	2:24.918	245	1 LAP	2:27.457	245	1 LAP	2:27.125	188	4 LAPS	2:25.006	103	1 LAP	2:23.928
4	59.708	2:21.516	189	5 LAPS	2:23.725	189	5 LAPS	2:24.546 P	245	1 LAP	2:28.151	188	4 LAPS	2:25.683
248	2 LAPS	2:24.163	4	1:00.772	2:21.770	4	1:05.358	2:24.938	189	5 LAPS	2:23.460	189	5 LAPS	2:27.153
101	13 LAPS	2:22.613	248	2 LAPS	2:25.866	248	2 LAPS	2:23.387	4	1:07.511	2:23.199	245	1 LAP	2:28.659
102	2 LAPS	2:22.787	101	13 LAPS	2:23.203	101	13 LAPS	2:22.924	248	2 LAPS	2:22.845 P	4	1:09.435	2:24.623
146	1 LAP	2:22.572	102	2 LAPS	2:22.776	102	2 LAPS	2:23.447	101	13 LAPS	2:22.744	101	13 LAPS	2:22.184
110	1:21.570	2:24.795	146	1 LAP	2:22.550	146	1 LAP	2:23.228	102	2 LAPS	2:21.870	248	2 LAPS	2:28.023
22	7 LAPS	2:25.470 P	110	1:24.956	2:24.092	110	1:28.849	2:24.245	146	1 LAP	2:22.051	102	2 LAPS	2:23.167
182	1:52.307	2:22.896	22	7 LAPS	2:23.176	22	7 LAPS	2:23.021	110	1:32.327	2:24.524	146	1 LAP	2:27.887 P
342	8 LAPS	2:46.820	182	1:53.969	2:22.368	246	3 LAPS	2:21.101	22	7 LAPS	2:23.387	110	1:34.224	2:24.596
246	3 LAPS	2:22.730	246	3 LAPS	2:21.294	182	1:55.415	2:21.798	246	3 LAPS	2:21.823 P	22	7 LAPS	2:24.458
190	1:55.590	2:24.237	190	1:55.758	2:20.874	190	1:56.424	2:21.018	182	1:56.036	2:21.667	246	3 LAPS	2:21.742
220	2 LAPS	2:26.662	342	8 LAPS	2:29.578	14	2:08.047	2:24.732	190	1:56.786	2:21.408	182	1:55.220	2:21.883
14	2:00.513	2:23.981	220	2 LAPS	2:24.531	88	2:08.146	2:23.914	88	2:09.717	2:22.617	190	1:56.205	2:22.118
49	3 LAPS	2:27.107	14	2:03.667	2:23.860	49	3 LAPS	2:25.023 P	14	2:11.332	2:24.331	88	2:09.711	2:22.693
41	19 LAPS	2:31.873	49	3 LAPS	2:23.891	220	2 LAPS	2:27.036	49	3 LAPS	2:24.344	14	2:11.503	2:22.870
88	2:02.667	2:21.854	88	2:04.584	2:22.623	41	19 LAPS	2:26.562	220	2 LAPS	2:24.697	212	2:15.247	2:22.472
186	4 LAPS	2:29.628	41	19 LAPS	2:25.473	212	2:13.913	2:21.169	212	2:15.474	2:22.607	49	3 LAPS	2:27.478
210	2:11.003	2:21.844	210	2:10.682	2:20.385	342	8 LAPS	2:35.719	41	19 LAPS	2:24.757	220	2 LAPS	2:26.816 P
212	2:11.650	2:22.553	212	2:13.096	2:22.152	210	2:17.936	2:27.606	210	2:16.509	2:19.619	210	2:18.263	2:24.453
			186	4 LAPS	2:31.322									

Car 88 3 lap penalty missed pit stop.

Weather / Track : Rain / Wet

www.tsl-timing.com

Page 16 of 20

Oulton Park International
Circuit Length = 2.6920 miles
Start: 14:04 End: 18:09

Printed - 18.11 Saturday, 11 October 2008

Fun Cup

RACE 5 - LAP CHART

Lap 81			Lap 82			Lap 83			Lap 84			Lap 85		
No	Behind	Laptime	No	Behind	Laptime	No	Behind	Laptime	No	Behind	Laptime	No	Behind	Laptime
1		2:19.464	131		2:20.731	131		2:20.371	131		2:22.485	131		2:25.069
131	0.200	2:19.926	1	3.956	2:24.887	212	1 LAP	2:30.662 P	14	1 LAP	2:28.035 P	248	3 LAPS	2:24.186
104	4 LAPS	2:22.333	248	3 LAPS	3:25.114	248	3 LAPS	2:23.951	111	5 LAPS	2:34.095	111	5 LAPS	2:33.314
41	20 LAPS	2:36.839	220	3 LAPS	2:32.194	104	4 LAPS	2:25.980	248	3 LAPS	2:24.598	210	1 LAP	2:21.180
99	1 LAP	2:24.162	104	4 LAPS	2:22.612	210	1 LAP	2:20.904	102	3 LAPS	3:27.566	102	3 LAPS	2:24.794
342	9 LAPS	2:28.871	99	1 LAP	2:27.611 P	1	33.302	2:49.717 P	210	1 LAP	2:19.899	1		26.944
221	20.044	2:26.800	210	1 LAP	2:48.912	146	2 LAPS	2:28.160	22	8 LAPS	3:15.832	22	8 LAPS	2:24.451
186	5 LAPS	2:30.877	146	2 LAPS	3:38.848	207	1 LAP	2:27.593 P	1	31.428	2:20.611	212	1 LAP	2:21.422
92	11 LAPS	2:24.260	342	9 LAPS	2:36.921	92	11 LAPS	2:31.790	212	1 LAP	2:53.942	146	2 LAPS	2:24.987
207	1 LAP	2:24.767	92	11 LAPS	2:24.457	103	1 LAP	2:21.725	146	2 LAPS	2:24.748	14	1 LAP	3:09.570
108	2 LAPS	2:24.209 P	207	1 LAP	2:24.295	246	4 LAPS	3:37.911	103	1 LAP	2:26.059 P	88	1 LAP	3:19.392
103	1 LAP	2:21.471	103	1 LAP	2:21.779	221	1:00.661	2:20.477	221	57.862	2:19.686	221	51.724	2:18.931
111	4 LAPS	2:31.165	186	5 LAPS	2:37.249	49	4 LAPS	2:28.892	246	4 LAPS	2:26.895	246	4 LAPS	2:25.230
188	4 LAPS	2:32.139	108	2 LAPS	2:29.194	99	1 LAP	3:20.974	49	4 LAPS	2:27.721	104	4 LAPS	2:23.040
189	5 LAPS	2:24.031	49	4 LAPS	3:21.049	4	1:26.216	2:25.406	104	4 LAPS	3:20.933	49	4 LAPS	2:28.266
245	1 LAP	2:34.804 P	221	1:00.555	3:01.442 P	220	3 LAPS	3:44.870	99	1 LAP	2:24.668	99	1 LAP	2:24.818
4	1:16.253	2:26.544	189	5 LAPS	2:30.627	108	2 LAPS	3:14.500	207	1 LAP	3:12.516	108	2 LAPS	2:23.943
101	13 LAPS	2:22.918	4	1:21.181	2:25.859	186	5 LAPS	3:28.752	4	1:36.043	2:32.312	207	1 LAP	2:34.117
102	2 LAPS	2:23.205 P	101	13 LAPS	2:28.761	189	5 LAPS	3:05.615	92	11 LAPS	3:17.832	92	11 LAPS	2:26.902
110	1:43.041	2:28.543	102	2 LAPS	2:29.642	245	1 LAP	2:24.083	108	2 LAPS	2:23.351	220	3 LAPS	2:25.237
22	7 LAPS	2:24.181	22	7 LAPS	2:28.728	190	2:01.316	2:23.036	220	3 LAPS	2:31.067	189	5 LAPS	2:23.974
182	1:57.123	2:21.629	245	1 LAP	3:06.048	188	4 LAPS	2:28.801	189	5 LAPS	2:25.302	245	1 LAP	2:21.622
190	1:58.753	2:22.274	182	1:57.338	2:21.146	101	13 LAPS	3:01.815	245	1 LAP	2:23.251	186	5 LAPS	2:29.737
246	3 LAPS	2:27.133	190	1:58.651	2:20.829	88	2:19.560	2:26.314	186	5 LAPS	2:32.887	182	1 LAP	4:36.629
88	2:12.105	2:22.120	188	4 LAPS	3:24.497	182	2:22.111	2:45.144	190	2:06.252	2:27.421	101	13 LAPS	2:24.102
14	2:15.067	2:23.290	88	2:13.617	2:22.443	110	2:22.378	2:23.309	342	10 LAPS	6:24.174	342	10 LAPS	2:28.052
212	2:17.174	2:21.653	111	4 LAPS	3:43.851				188	4 LAPS	2:25.670	188	4 LAPS	2:27.922
			14	2:17.253	2:23.117				101	13 LAPS	2:22.753	110	2:20.989	2:24.393
			110	2:19.440	2:57.330 P				110	2:21.665	2:21.772	190	2:32.078	2:50.895 P
												4	2:32.532	3:21.558 P
												248	2 LAPS	2:22.151
												210	2:41.056	2:20.480

Car 88 3 lap penalty missed pit stop.

Weather / Track : Rain / Wet

Fun Cup

RACE 5 - LAP CHART

Lap 86			Lap 87			Lap 88			Lap 89			Lap 90		
No	Behind	Laptime	No	Behind	Laptime	No	Behind	Laptime	No	Behind	Laptime	No	Behind	Laptime
1		2:21.239	1		2:19.948	1		2:18.919	1		2:18.174	1		2:16.907
102	3 LAPS	2:26.259	131	4.039	2:20.970	131	4.339	2:19.219	186	6 LAPS	2:34.046	4	1 LAP	2:21.985
111	5 LAPS	2:37.099	102	3 LAPS	2:24.184	102	3 LAPS	2:21.414	131	3.549	2:17.384	131	3.140	2:16.498
131	3.017	2:51.200 P	22	8 LAPS	2:22.711	212	1 LAP	2:19.935	212	1 LAP	2:18.722	342	11 LAPS	2:27.677
22	8 LAPS	2:23.832	212	1 LAP	2:20.165	22	8 LAPS	2:21.308	102	3 LAPS	2:21.001	188	5 LAPS	2:26.846
212	1 LAP	2:21.960	111	5 LAPS	2:35.524	221	21.790	2:17.535	22	8 LAPS	2:20.416	212	1 LAP	2:19.940
146	2 LAPS	2:24.695	146	2 LAPS	2:24.771	88	1 LAP	2:18.491	221	20.023	2:16.407	186	6 LAPS	2:30.547
103	2 LAPS	4:46.267	221	23.174	2:18.624	146	2 LAPS	2:24.829	88	1 LAP	2:15.974	221	18.371	2:15.255
221	24.498	2:20.957	88	1 LAP	2:18.982	103	2 LAPS	2:22.162	103	2 LAPS	2:21.115	88	1 LAP	2:15.048
88	1 LAP	2:21.653	103	2 LAPS	2:23.909	111	5 LAPS	2:35.437	146	2 LAPS	2:28.583	22	8 LAPS	2:24.396
14	1 LAP	2:28.679	14	1 LAP	2:25.610	14	1 LAP	2:25.861	14	1 LAP	2:23.532	102	3 LAPS	2:33.763
246	4 LAPS	2:25.121	246	4 LAPS	2:23.475	246	4 LAPS	2:22.158	111	5 LAPS	2:29.198	103	2 LAPS	2:21.305
104	4 LAPS	2:22.635	104	4 LAPS	2:22.408	104	4 LAPS	2:20.620	246	4 LAPS	2:19.482	146	2 LAPS	2:20.153
49	4 LAPS	2:26.407	99	1 LAP	2:23.585	99	1 LAP	2:23.623	104	4 LAPS	2:20.617	14	1 LAP	2:23.337
99	1 LAP	2:23.304	49	4 LAPS	2:26.494	49	4 LAPS	2:25.129	99	1 LAP	2:22.672	246	4 LAPS	2:20.903
108	2 LAPS	2:20.726	108	2 LAPS	2:22.014	108	2 LAPS	2:19.916	49	4 LAPS	2:23.884	104	4 LAPS	2:19.675
207	1 LAP	2:21.653	92	11 LAPS	2:23.576	92	11 LAPS	2:22.331	108	2 LAPS	2:20.157	207	3 LAPS	5:53.695
92	11 LAPS	2:22.696	220	3 LAPS	2:23.475	220	3 LAPS	2:22.173	92	11 LAPS	2:23.080	111	5 LAPS	2:32.368
220	3 LAPS	2:24.214	245	1 LAP	2:19.961	245	1 LAP	2:18.780	220	3 LAPS	2:21.328	99	1 LAP	2:20.856
245	1 LAP	2:22.296	189	5 LAPS	2:22.094	189	5 LAPS	2:21.485	245	1 LAP	2:17.372	49	4 LAPS	2:24.095
189	5 LAPS	2:23.919	182	1 LAP	2:20.962	182	1 LAP	2:20.196	189	5 LAPS	2:20.772	108	2 LAPS	2:18.945
182	1 LAP	2:22.377	101	13 LAPS	2:22.445	101	13 LAPS	2:20.832	182	1 LAP	2:18.459	245	1 LAP	2:17.510
101	13 LAPS	2:23.149	207	1 LAP	3:04.658 P	110	2:01.608	2:21.920	101	13 LAPS	2:19.918	92	11 LAPS	2:22.228
186	5 LAPS	2:32.462	110	1:58.607	2:22.986	190	2:04.929	2:19.270	110	2:03.496	2:20.062	220	3 LAPS	2:21.514
342	10 LAPS	2:27.043	342	10 LAPS	2:28.656	210	2:11.524	2:18.959	190	2:04.260	2:17.505	189	5 LAPS	2:19.731
110	1:55.569	2:22.763	190	2:04.578	2:19.666	342	10 LAPS	2:28.062	210	2:09.847	2:16.497	182	1 LAP	2:18.147
188	4 LAPS	2:28.292	186	5 LAPS	2:33.761	248	2 LAPS	2:21.443	248	2 LAPS	2:18.705	101	13 LAPS	2:19.655
190	2:04.860	2:20.965	188	4 LAPS	2:28.472	4	2:14.627	2:22.097				190	2:05.196	2:17.843
4	2:07.971	2:23.622	248	2 LAPS	2:22.036	188	4 LAPS	2:28.093				110	2:05.612	2:19.023
248	2 LAPS	2:21.800	4	2:11.449	2:23.426							210	2:08.664	2:15.724
210	2:12.427	2:19.554	210	2:11.484	2:19.005							248	2 LAPS	2:17.394

Car 88 3 lap penalty missed pit stop.

Weather / Track : Rain / Wet

www.tsl-timing.com

Page 18 of 20

Oulton Park International
Circuit Length = 2.6920 miles
Start: 14:04 End: 18:09

Printed - 18.11 Saturday, 11 October 2008

Fun Cup

RACE 5 - LAP CHART

Lap 91			Lap 92			Lap 93			Lap 94			Lap 95		
No	Behind	Laptime	No	Behind	Laptime	No	Behind	Laptime	No	Behind	Laptime	No	Behind	Laptime
1		2:16.556	1		2:16.746	131		2:13.591	131		2:14.035	131		2:13.055
131	2.766	2:16.182	131	0.398	2:14.378	1	1.344	2:15.333	1	0.898	2:13.589	1	0.449	2:12.606
4	1 LAP	2:20.413	4	1 LAP	2:21.009	221	12.051	2:12.074	248	3 LAPS	2:16.321	248	3 LAPS	2:14.554
342	11 LAPS	2:23.695	221	13.966	2:14.310	88	1 LAP	2:10.372	221	9.081	2:11.065	221	6.748	2:10.722
212	1 LAP	2:18.347	88	1 LAP	2:16.148	4	1 LAP	2:19.803	88	1 LAP	2:10.838	88	1 LAP	2:17.815
188	5 LAPS	2:24.995	212	1 LAP	2:19.314	212	1 LAP	2:16.628	4	1 LAP	2:18.517	212	1 LAP	2:14.953
221	16.402	2:14.587	342	11 LAPS	2:24.797	342	11 LAPS	2:22.582	212	1 LAP	2:14.932	4	1 LAP	2:18.081
88	1 LAP	2:14.379	22	8 LAPS	2:19.910	22	8 LAPS	2:18.101	22	8 LAPS	2:18.938	22	8 LAPS	2:16.303
22	8 LAPS	2:19.038	188	5 LAPS	2:30.106	188	5 LAPS	2:25.269	342	11 LAPS	2:24.972	342	11 LAPS	2:23.455
186	6 LAPS	2:28.409	102	3 LAPS	2:21.179	102	3 LAPS	2:21.073	146	2 LAPS	2:17.410	146	2 LAPS	2:15.216
102	3 LAPS	2:19.537	186	6 LAPS	2:29.966	103	2 LAPS	2:17.712	103	2 LAPS	2:18.517	103	2 LAPS	2:15.199
103	2 LAPS	2:20.302	103	2 LAPS	2:18.514	146	2 LAPS	2:15.764	102	3 LAPS	2:22.729 P	188	5 LAPS	2:25.169
146	2 LAPS	2:18.454	146	2 LAPS	2:17.642	186	6 LAPS	2:27.799	188	5 LAPS	2:27.991	102	3 LAPS	2:27.927
14	1 LAP	2:22.120	14	1 LAP	2:22.165	104	4 LAPS	2:18.817	186	6 LAPS	2:24.597	104	4 LAPS	2:19.285
246	4 LAPS	2:22.372	104	4 LAPS	2:21.275	14	1 LAP	2:20.183	104	4 LAPS	2:17.279	186	6 LAPS	2:25.656
104	4 LAPS	2:18.258	246	4 LAPS	2:21.904	246	4 LAPS	2:20.426	246	4 LAPS	2:18.207	246	4 LAPS	2:17.718
207	3 LAPS	2:26.529	190	1 LAP	3:38.521 P	108	2 LAPS	2:15.293	14	1 LAP	2:19.451	14	1 LAP	2:19.895
111	5 LAPS	2:25.420	207	3 LAPS	2:24.138	99	1 LAP	2:17.997	108	2 LAPS	2:15.827	108	2 LAPS	2:14.694
99	1 LAP	2:19.829	99	1 LAP	2:19.009	207	3 LAPS	2:23.243	99	1 LAP	2:16.949	99	1 LAP	2:17.483
108	2 LAPS	2:16.953	108	2 LAPS	2:15.719	111	5 LAPS	2:21.968	207	3 LAPS	2:23.779	245	1 LAP	2:15.655
49	4 LAPS	2:22.199	111	5 LAPS	2:24.755	245	1 LAP	2:15.932	245	1 LAP	2:13.962	207	3 LAPS	2:22.378
245	1 LAP	2:17.149	49	4 LAPS	2:22.098	49	4 LAPS	2:21.216	111	5 LAPS	2:22.789	111	5 LAPS	2:22.221
220	3 LAPS	2:19.929	245	1 LAP	2:16.874	220	3 LAPS	2:18.312	49	4 LAPS	2:20.799	220	3 LAPS	2:18.343
92	11 LAPS	2:23.825	220	3 LAPS	2:18.850	182	1 LAP	2:16.153	220	3 LAPS	2:16.229	49	4 LAPS	2:21.087
189	5 LAPS	2:19.519	92	11 LAPS	2:21.416	92	11 LAPS	2:21.286	182	1 LAP	2:15.410	182	1 LAP	2:14.526
182	1 LAP	2:15.965	189	5 LAPS	2:17.916	189	5 LAPS	2:18.689	189	5 LAPS	2:17.301	189	5 LAPS	2:16.485
101	13 LAPS	2:18.161	182	1 LAP	2:15.888	101	13 LAPS	2:16.898	92	11 LAPS	2:19.518	92	11 LAPS	2:17.346
110	2:07.791	2:18.735	101	13 LAPS	2:17.659	210	2:10.114	2:16.017	101	13 LAPS	2:15.528	101	13 LAPS	2:14.662
210	2:08.016	2:15.908	110	2:07.693	2:16.648	110	2:10.756	2:17.052	210	2:09.828	2:13.749	210	2:09.866	2:13.093
248	2 LAPS	2:16.599	210	2:08.086	2:16.816				110	2:10.542	2:13.821			
			248	2 LAPS	2:15.333									

Car 88 3 lap penalty missed pit stop.

Weather / Track : Rain / Wet

Fun Cup

RACE 5 - LAP CHART

Lap 96			Lap 97		
No	Behind	Laptime	No	Behind	Laptime
1		2:14.518	1		2:13.188
110	1 LAP	2:17.857	88	1 LAP	2:13.288
221	2.335	2:10.554	110	1 LAP	2:25.448
88	1 LAP	2:12.497	212	1 LAP	2:17.816
212	1 LAP	2:14.734	4	1 LAP	2:17.076
4	1 LAP	2:16.011	221	41.999	2:52.852
22	8 LAPS	2:18.416	22	8 LAPS	2:16.393
103	2 LAPS	2:16.953	103	2 LAPS	2:16.672
146	2 LAPS	2:18.164	146	2 LAPS	2:15.901
342	11 LAPS	2:24.445	342	11 LAPS	2:23.396
108	2 LAPS	2:17.601	108	2 LAPS	2:14.909
246	4 LAPS	2:22.332	246	4 LAPS	2:16.055
188	5 LAPS	2:36.370	245	1 LAP	2:13.272
14	1 LAP	2:23.807	14	1 LAP	2:20.165
99	1 LAP	2:17.347	188	5 LAPS	2:29.606
186	6 LAPS	2:30.162	186	6 LAPS	2:29.479
245	1 LAP	2:13.465	99	1 LAP	2:34.610
102	3 LAPS	2:48.451	182	1 LAP	2:15.349
207	3 LAPS	2:22.034	220	3 LAPS	2:16.952
220	3 LAPS	2:15.765	207	3 LAPS	2:21.587
111	5 LAPS	2:22.592	111	5 LAPS	2:21.056
182	1 LAP	2:14.328	49	4 LAPS	2:19.323
49	4 LAPS	2:21.746	101	13 LAPS	2:13.030
189	5 LAPS	2:17.334	131	2:05.072	2:13.242
92	11 LAPS	2:16.677	189	5 LAPS	2:17.278
101	13 LAPS	2:13.776	210	2:05.431	2:11.583
131	2:05.018	4:19.985	92	11 LAPS	2:16.755
210	2:07.036	2:12.137	102	3 LAPS	4:08.099

Car 88 3 lap penalty missed pit stop.

Weather / Track : Rain / Wet

www.tsl-timing.com

Oulton Park International
Circuit Length = 2.6920 miles
Start: 14:04 End: 18:09

Fun Cup

RACE 5 - CLASSIFICATION 1ST HOUR

POS	NO	CL	NAME	ENTRY	LAPS	TIME	GAP	DIFF	MPH	BEST	ON
1	182		Nathalie MAILLET	Dubois/Maillet	24	59:00.519			65.69	2:07.366	4
2	221		Eugene O'BRIEN	O'Brien/Walker	24	59:15.740	15.221	15.221	65.41	2:03.646	5
3	1		Neil PLIMMER	Plimmer/Fawcett	24	59:16.790	16.271	1.050	65.39	2:06.853	9
4	14		Ian BANKHURST	Padmore/Bankhurst/Gaston	24	59:26.501	25.982	9.711	65.21	2:06.332	8
5	212		Andrew MARTINDALE	Martindale/Cornthwaite	24	59:26.635	26.116	0.134	65.21	2:07.327	6
6	190		Marc CONNELL	Connell/Connell/Connell	24	59:30.105	29.586	3.470	65.14	2:04.710	2
7	41		Alistair STENHOUSE	Stenhouse/Darbey	24	59:39.441	38.922	9.336	64.97	2:06.347	4
8	88		Sean McINERENY	McInerney/Griffiths	24	59:42.680	42.161	3.239	64.92	2:04.794	6
9	110		Ben LACK	Chard/Lack/Sumsion	24	59:43.258	42.739	0.578	64.91	2:04.633	6
10	131		Steve HARRIS	Rose/Harris/Pelle	24	59:44.353	43.834	1.095	64.89	2:04.716	5
11	99		Nathan LUCKEY	Harrison/Luckey	24	59:51.851	51.332	7.498	64.75	2:06.756	6
12	146		Chris WEATHERILL	Acton/Jackson/Weatherill	24	59:54.698	54.179	2.847	64.70	2:06.052	8
13	4		Gilles DEBRUS	Debrus/Apperce	24	59:55.055	54.536	0.357	64.69	2:07.496	4
14	207		Mark BURTON	Burton/Pattle	24	59:57.693	57.174	2.638	64.65	2:06.398	8
15	189		Mark SIMM	Greensmith/Simm	24	1:00:21.368	1:20.849	23.675	64.22	2:08.155	5
16	245		Richard INCE	Ince/Reynolds	24	1:00:21.989	1:21.470	0.621	64.21	2:08.657	5
17	103		Tim WHEELDON	Wheeldon/Griffiths	24	1:00:22.930	1:22.411	0.941	64.19	2:06.958	5
18	246		Nigel REUBEN	Reuben	24	1:00:24.036	1:23.517	1.106	64.18	2:06.264	5
19	220		Peter FLYNN	Eyre/Ramsey/Flynn	24	1:00:28.136	1:27.617	4.100	64.10	2:07.487	4
20	101		Lance ROBSON	Jones/Ashby/Robson	24	1:00:30.624	1:30.105	2.488	64.06	2:07.480	6
21	108		Ian DYKE	Dyke/Cole	24	1:00:36.249	1:35.730	5.625	63.96	2:06.469	6
22	248		Rob TOMLINSON	Tomlinson/Honarmand/Carannante	24	1:00:50.949	1:50.430	14.700	63.70	2:06.600	5
23	102		Tony BURTON	Johansen/Burton	24	1:00:53.763	1:53.244	2.814	63.65	2:05.181	4
24	210		Chris HART	Martindale/Hart	24	1:01:36.085	2:35.566	42.322	62.92	2:04.131	4
25	111		Mike McCOLLUM	Anderson/McCollum/Walker	23	59:36.793	1 lap	1 lap	62.31	2:07.935	5
26	49		Ricky GASTON	Gaston/Bankhurst	23	59:57.630	1 lap	20.837	61.95	2:08.178	3
27	186		David LEE	Lee/Duff/Young/Hutchinson	23	1:00:09.835	1 lap	12.205	61.74	2:13.659	5
28	188		Bill FORSYTH	Barlow/Coker	23	1:01:23.939	1 lap	1:14.104	60.50	2:13.915	5
29	104		Adrian WOOD		22	1:00:37.064	2 laps	1 lap	58.62	2:07.373	6
30	106		Peter JARMAN	Jarman/Jarman	22	1:01:03.017	2 laps	25.953	58.20	2:07.332	5
31	342		David FORT	Fort/Martindale	21	59:50.172	3 laps	1 lap	56.68	2:09.129	2
32	22		Mark HOPE	Bgatov/Hope/Gusterson	18	59:46.452	6 laps	3 laps	48.63	2:08.847	3
33	92		Mark GILLAM	Gillam/Middlehurst	15	1:00:37.853	9 laps	3 laps	39.96	2:06.685	4

FASTEST LAP

221	Eugene O'BRIEN	O'Brien/Walker	5	2:03.646	78.37 mph	126.13 kph
-----	-----------------------	----------------	---	----------	-----------	------------

Weather / Track : Cloudy / Dry

These results are provisional until the conclusion of any judicial and technical matters.

Oulton Park International
Circuit Length = 2.6920 miles
Start: 14:04 End: 00:00

Clerk of Course :		Timekeeper :	
-------------------	--	--------------	--

Fun Cup

RACE 5 - CLASSIFICATION 2nd Hour

POS	NO	CL	NAME	ENTRY	LAPS	TIME	GAP	DIFF	MPH	BEST	ON
1	221		Eugene O'BRIEN	O'Brien/Walker	45	1:56:41.188			62.29	2:03.646	5
2	1		Neil PLIMMER	Plimmer/Fawcett	45	1:56:41.813	0.625	0.625	62.28	2:06.853	9
3	131		Steve HARRIS	Rose/Harris/Pelle	45	1:56:42.459	1.271	0.646	62.27	2:04.716	5
4	212		Andrew MARTINDALE	Martindale/Cornthwaite	45	1:56:43.002	1.814	0.543	62.27	2:07.327	6
5	4		Gilles DEBRUS	Debrus/Apperce	45	1:56:43.762	2.574	0.760	62.26	2:07.496	4
6	99		Nathan LUCKEY	Harrison/Luckey	45	1:56:51.850	10.662	8.088	62.19	2:06.756	6
7	182		Nathalie MAILLET	Dubois/Maillet	45	1:56:52.575	11.387	0.725	62.18	2:07.366	4
8	110		Ben LACK	Chard/Lack/Sumsion	45	1:56:53.027	11.839	0.452	62.18	2:04.633	6
9	190		Marc CONNELL	Connell/Connell/Connell	45	1:56:54.461	13.273	1.434	62.17	2:04.710	2
10	103		Tim WHEELDON	Wheeldon/Griffiths	45	1:56:55.210	14.022	0.749	62.16	2:06.958	5
11	189		Mark SIMM	Greensmith/Simm	45	1:56:56.017	14.829	0.807	62.15	2:08.155	5
12	14		Ian BANKHURST	Padmore/Bankhurst/Gaston	45	1:57:00.612	19.424	4.595	62.11	2:06.332	8
13	245		Richard INCE	Ince/Reynolds	45	1:57:02.477	21.289	1.865	62.10	2:08.657	5
14	207		Mark BURTON	Burton/Pattle	45	1:57:03.504	22.316	1.027	62.09	2:06.398	8
15	88		Sean McINERENY	McIneremy/Griffiths	45	1:58:57.806	2:16.618	1:54.302	61.09	2:04.794	6
16	146		Chris WEATHERILL	Acton/Jackson/Weatherill	45	1:59:04.676	2:23.488	6.870	61.03	2:06.052	8
17	248		Rob TOMLINSON	Tomlinson/Honarmand/Carannante	45	1:59:05.503	2:24.315	0.827	61.03	2:06.600	5
18	210		Chris HART	Martindale/Hart	45	1:59:05.899	2:24.711	0.396	61.02	2:04.131	4
19	102		Tony BURTON	Johansen/Burton	44	1:56:48.618	1 lap	1 lap	60.84	2:05.181	4
20	101		Lance ROBSON	Jones/Ashby/Robson	44	1:56:50.502	1 lap	1.884	60.82	2:07.480	6
21	220		Peter FLYNN	Eyre/Ramsey/Flynn	44	1:56:59.103	1 lap	8.601	60.75	2:07.487	4
22	108		Ian DYKE	Dyke/Cole	44	1:56:59.960	1 lap	0.857	60.74	2:06.469	6
23	246		Nigel REUBEN	Reuben	44	1:57:01.269	1 lap	1.309	60.73	2:06.264	5
24	111		Mike McCOLLUM	Anderson/McCollum/Walker	43	1:56:45.547	2 laps	1 lap	59.48	2:07.935	5
25	49		Ricky GASTON	Gaston/Bankhurst	43	1:56:49.559	2 laps	4.012	59.45	2:08.178	3
26	188		Bill FORSYTH	Barlow/Coker	43	1:56:56.972	2 laps	7.413	59.38	2:13.915	5
27	186		David LEE	Lee/Duff/Young/Hutchinson	43	1:57:04.822	2 laps	7.850	59.32	2:13.659	5
28	104		Adrian WOOD		42	1:56:47.682	3 laps	1 lap	58.08	2:07.373	6
29	41		Alistair STENHOUSE	Stenhouse/Darbey	40	1:42:15.968	5 laps	2 laps	63.17	2:06.347	4
30	342		David FORT	Fort/Martindale	39	1:57:05.389	6 laps	1 lap	53.79	2:09.129	2
31	22		Mark HOPE	Bgatov/Hope/Gusterson	39	1:59:00.405	6 laps	1:55.016	52.93	2:08.847	3
32	92		Mark GILLAM	Gillam/Middlehurst	35	1:56:57.817	10 laps	4 laps	48.33	2:06.685	4
33	106		Peter JARMAN	Jarman/Jarman	30	1:20:57.115	15 laps	5 laps	59.85	2:07.332	5

FASTEST LAP

221	Eugene O'BRIEN	O'Brien/Walker	5	2:03.646	78.37 mph	126.13 kph
-----	----------------	----------------	---	----------	-----------	------------

Weather / Track : Rain / Wet

These results are provisional until the conclusion of any judicial and technical matters.

Oulton Park International
Circuit Length = 2.6920 miles
Start: 14:04 End: 00:00

Clerk of Course :		Timekeeper :
-------------------	--	--------------

Fun Cup

RACE 5 - CLASSIFICATION 3rd Hour.

POS	NO	CL	NAME	ENTRY	LAPS	TIME	GAP	DIFF	MPH	BEST	ON
1	131		Steve HARRIS	Rose/Harris/Pelle	70	2:57:43.213			63.61	2:04.716	5
2	1		Neil PLIMMER	Plimmer/Fawcett	70	2:57:45.754	2.541	2.541	63.60	2:06.853	9
3	221		Eugene O'BRIEN	O'Brien/Walker	70	2:57:56.332	13.119	10.578	63.54	2:03.646	5
4	4		Gilles DEBRUS	Debrus/Apperce	70	2:58:36.421	53.208	40.089	63.30	2:07.496	4
5	110		Ben LACK	Chard/Lack/Sumsion	70	2:58:41.799	58.586	5.378	63.27	2:04.633	6
6	182		Nathalie MAILLET	Dubois/Maillet	70	2:59:23.672	1:40.459	41.873	63.02	2:07.366	4
7	14		Ian BANKHURST	Padmore/Bankhurst/Gaston	70	2:59:27.032	1:43.819	3.360	63.00	2:06.332	8
8	190		Marc CONNELL	Connell/Connell/Connell	70	2:59:27.590	1:44.377	0.558	63.00	2:04.710	2
9	212		Andrew MARTINDALE	Martindale/Cornthwaite	70	2:59:36.237	1:53.024	8.647	62.95	2:07.327	6
10	99		Nathan LUCKEY	Harrison/Luckey	70	2:59:47.774	2:04.561	11.537	62.88	2:06.756	6
11	210		Chris HART	Martindale/Hart	70	2:59:50.777	2:07.564	3.003	62.86	2:04.131	4
12	245		Richard INCE	Ince/Reynolds	70	3:00:01.616	2:18.403	10.839	62.80	2:08.657	5
13	207		Mark BURTON	Burton/Pattle	69	2:57:40.987	1 lap	1 lap	62.72	2:06.398	8
14	103		Tim WHEELDON	Wheeldon/Griffiths	69	2:58:02.962	1 lap	21.975	62.59	2:06.958	5
15	189		Mark SIMM	Greensmith/Simm	69	2:58:45.174	1 lap	42.212	62.34	2:08.155	5
16	146		Chris WEATHERILL	Acton/Jackson/Weatherill	69	2:58:51.272	1 lap	6.098	62.31	2:06.052	8
17	108		Ian DYKE	Dyke/Cole	68	2:57:39.453	2 laps	1 lap	61.82	2:06.469	6
18	248		Rob TOMLINSON	Tomlinson/Honarmand/Carannante	68	2:58:27.994	2 laps	48.541	61.54	2:06.600	5
19	102		Tony BURTON	Johansen/Burton	68	2:58:50.500	2 laps	22.506	61.41	2:05.181	4
20	220		Peter FLYNN	Eyre/Ramsey/Flynn	68	2:59:14.400	2 laps	23.900	61.27	2:07.487	4
21	49		Ricky GASTON	Gaston/Bankhurst	67	2:59:19.501	3 laps	1 lap	60.34	2:08.178	3
22	88		Sean McINERENY	McIneremy/Griffiths	67	2:59:32.104	3 laps	12.603	62.97	2:04.794	6
23	246		Nigel REUBEN	Reuben	67	2:59:36.573	3 laps	4.469	60.25	2:06.264	5
24	188		Bill FORSYTH	Barlow/Coker	67	2:59:50.340	3 laps	13.767	60.17	2:13.915	5
25	104		Adrian WOOD		66	2:57:40.215	4 laps	1 lap	60.00	2:07.373	6
26	111		Mike McCOLLUM	Anderson/McCollum/Walker	66	2:57:41.957	4 laps	1.742	59.99	2:07.935	5
27	186		David LEE	Lee/Duff/Young/Hutchinson	66	2:58:46.590	4 laps	1:04.633	59.62	2:13.659	5
28	22		Mark HOPE	Bgatov/Hope/Gusterson	63	2:59:02.765	7 laps	3 laps	56.83	2:08.847	3
29	342		David FORT	Fort/Martindale	62	2:58:24.897	8 laps	1 lap	56.12	2:09.129	2
30	92		Mark GILLAM	Gillam/Middlehurst	60	2:59:51.586	10 laps	2 laps	53.88	2:06.685	4
31	101		Lance ROBSON	Jones/Ashby/Robson	57	2:58:42.693	13 laps	3 laps	51.51	2:07.480	6
32	41		Alistair STENHOUSE	Stenhouse/Darbey	52	2:59:50.810	18 laps	5 laps	46.70	2:06.347	4
33	106		Peter JARMAN	Jarman/Jarman	30	1:20:57.115	40 laps	22 laps	59.85	2:07.332	5

FASTEST LAP

221	Eugene O'BRIEN	O'Brien/Walker	5	2:03.646	78.37 mph	126.13 kph
-----	----------------	----------------	---	----------	-----------	------------

Car 88 3 lap penalty missed pit stop.

Weather / Track : Rain / Wet

These results are provisional until the conclusion of any judicial and technical matters.

Oulton Park International
Circuit Length = 2.6920 miles
Start: 14:04 End: 00:00

Clerk of Course :		Timekeeper :	
-------------------	--	--------------	--