



# CLUBMANS RACE DAY

Oulton Park International Circuit

12th September 2009



Results Provided by Timing Solutions Ltd  
[www.tsl-timing.com](http://www.tsl-timing.com)

**BRSCC Cardinus Formula 3 Championship**  
**QUALIFYING - RACE 1 - CLASSIFICATION**

POS	NO	CL	NAME	ENTRY	TIME	ON	LAPS	GAP	DIFF	MPH
1	6	A	<b>Stephen CLEGG</b>	Dallara F301	<b>1:36.710</b>	8	9			100.20
2	2	A	<b>Jon GRAY</b>	Dallara F302	<b>1:36.821</b>	8	9	<b>0.111</b>	0.111	100.09
3	17	A	<b>Chris NEEDHAM</b>	Dallara F302	<b>1:37.368</b>	7	7	<b>0.658</b>	0.547	99.53
4	8	A	<b>Philip AUSTIN</b>	Dallara F398	<b>1:39.493</b>	8	9	<b>2.783</b>	2.125	97.40
5	11	A	<b>Mark HARRISON</b>	Dallara F301	<b>1:40.181</b>	4	9	<b>3.471</b>	0.688	96.73
6	21	A	<b>Mark TERRY</b>	Dallara F302	<b>1:41.859</b>	8	9	<b>5.149</b>	1.678	95.14
7	12	B	<b>Dave KARASKAS</b>	Dallara F393	<b>1:42.280</b>	7	7	<b>5.570</b>	0.421	94.75
8	9	A	<b>Ian SMITH</b>	Dallara F301	<b>1:43.998</b>	7	8	<b>7.288</b>	1.718	93.18
9	22	B	<b>Paul SIBLEY</b>	Dallara F395/6	<b>1:44.434</b>	7	8	<b>7.724</b>	0.436	92.79
10	34	M	<b>Peter HANNAM</b>	Reynard F391	<b>1:47.517</b>	7	7	<b>10.807</b>	3.083	90.13
11	24	A	<b>Joseph PAYNE</b>	Dallara F399	<b>1:48.388</b>	3	4	<b>11.678</b>	0.871	89.41

Weather / Track : Sunny / Dry

These results are provisional until the conclusion of any judicial and technical matters.

Oulton Park International  
 Circuit Length = 2.6920 miles  
 Start: 08:34 End: 09:07

Clerk of Course :

Timekeeper :

# BRSCC Cardinus Formula 3 Championship

## QUALIFYING - RACE 1 - LAP ANALYSIS

<b>2</b>	<b>Jon GRAY</b>		A Dallara F302				
1 -	1:48.935	+ 12.114	8:38:44.677	6 -	13:54.517	+ 12:17.696	8:59:17.039
2 -	1:42.370	+ 5.549	8:40:27.047	7 -	1:38.311	+ 1.490	9:00:55.350
3 -	1:39.285	+ 2.464	8:42:06.332	8 -	<b>1:36.821</b>		<b>9:02:32.171</b>
4 -	1:38.727	+ 1.906	8:43:45.059	9 -	1:36.999	+ 0.178	9:04:09.170
5 -	1:37.463	+ 0.642	8:45:22.522				
<b>6</b>	<b>Stephen CLEGG</b>		A Dallara F301				
1 -	1:45.440	+ 8.730	8:38:31.976	6 -	14:16.268	+ 12:39.558	8:59:24.987
2 -	1:39.770	+ 3.060	8:40:11.746	7 -	1:40.803	+ 4.093	9:01:05.790
3 -	1:38.320	+ 1.610	8:41:50.066	8 -	<b>1:36.710</b>		<b>9:02:42.500</b>
4 -	1:41.089	+ 4.379	8:43:31.155	9 -	1:37.124	+ 0.414	9:04:19.624
5 -	1:37.564	+ 0.854	8:45:08.719				
<b>8</b>	<b>Philip AUSTIN</b>		A Dallara F398				
1 -	1:57.153	+ 17.660	8:39:21.421	6 -	14:11.021	+ 12:31.528	9:00:29.423
2 -	1:46.199	+ 6.706	8:41:07.620	7 -	1:40.097	+ 0.604	9:02:09.520
3 -	1:45.388	+ 5.895	8:42:53.008	8 -	<b>1:39.493</b>		<b>9:03:49.013</b>
4 -	1:43.546	+ 4.053	8:44:36.554	9 -	1:42.097	+ 2.604	9:05:31.110
5 -	1:41.848	+ 2.355	8:46:18.402				
<b>9</b>	<b>Ian SMITH</b>		A Dallara F301				
1 -	1:54.325	+ 10.327	8:40:36.664	5 -	13:31.439	+ 11:47.441	8:59:33.869
2 -	1:48.277	+ 4.279	8:42:24.941	6 -	1:46.239	+ 2.241	9:01:20.108
3 -	1:48.561	+ 4.563	8:44:13.502	7 -	<b>1:43.998</b>		<b>9:03:04.106</b>
4 -	1:48.928	+ 4.930	8:46:02.430	8 -	1:47.396	+ 3.398	9:04:51.502
<b>11</b>	<b>Mark HARRISON</b>		A Dallara F301				
1 -	1:55.921	+ 15.740	8:39:08.300	6 -	13:10.108	+ 11:29.927	8:59:20.585
2 -	1:46.092	+ 5.911	8:40:54.392	7 -	1:40.196	+ 0.015	9:01:00.781
3 -	1:41.704	+ 1.523	8:42:36.096	8 -	1:45.299	+ 5.118	9:02:46.080
4 -	<b>1:40.181</b>		<b>8:44:16.277</b>	9 -	1:40.399	+ 0.218	9:04:26.479
5 -	1:54.200	+ 14.019	8:46:10.477				
<b>12</b>	<b>Dave KARASKAS</b>		B Dallara F393				
1 -	2:01.635	+ 19.355	8:39:22.643	5 -	14:28.933	+ 12:46.653	8:59:21.728
2 -	1:53.160	+ 10.880	8:41:15.803	6 -	1:44.518	+ 2.238	9:01:06.246
3 -	1:48.454	+ 6.174	8:43:04.257	7 -	<b>1:42.280</b>		<b>9:02:48.526</b>
4 -	1:48.538	+ 6.258	8:44:52.795				
<b>17</b>	<b>Chris NEEDHAM</b>		A Dallara F302				
1 -	1:39.844	+ 2.476	8:42:08.590	5 -	1:39.472	+ 2.104	9:01:10.051
2 -	1:38.375	+ 1.007	8:43:46.965	6 -	1:38.078	+ 0.710	9:02:48.129
3 -	1:37.745	+ 0.377	8:45:24.710	7 -	<b>1:37.368</b>		<b>9:04:25.497</b>
4 -	14:05.869	+ 12:28.501	8:59:30.579				
<b>21</b>	<b>Mark TERRY</b>		A Dallara F302				
1 -	1:50.787	+ 8.928	8:38:45.304	6 -	13:38.391	+ 11:56.532	8:59:29.985
2 -	1:49.591	+ 7.732	8:40:34.895	7 -	1:42.681	+ 0.822	9:01:12.666
3 -	1:46.470	+ 4.611	8:42:21.365	8 -	<b>1:41.859</b>		<b>9:02:54.525</b>
4 -	1:45.140	+ 3.281	8:44:06.505	9 -	1:42.076	+ 0.217	9:04:36.601
5 -	1:45.089	+ 3.230	8:45:51.594				
<b>22</b>	<b>Paul SIBLEY</b>		B Dallara F395/6				
1 -	1:54.047	+ 9.613	8:40:56.819	5 -	13:16.704	+ 11:32.270	8:59:33.386
2 -	1:48.249	+ 3.815	8:42:45.068	6 -	1:44.913	+ 0.479	9:01:18.299
3 -	1:46.464	+ 2.030	8:44:31.532	7 -	<b>1:44.434</b>		<b>9:03:02.733</b>
4 -	1:45.150	+ 0.716	8:46:16.682	8 -	1:50.281	+ 5.847	9:04:53.014
<b>24</b>	<b>Joseph PAYNE</b>		A Dallara F399				
1 -	1:55.411	+ 7.023	8:39:09.634	3 -	<b>1:48.388</b>		<b>8:42:49.975</b>
2 -	1:51.953	+ 3.565	8:41:01.587	4 -	1:49.467	+ 1.079	8:44:39.442

Oulton Park International  
Circuit Length = 2.6920 miles  
Start: 08:34 End: 09:07


Weather / Track : Sunny / Dry

**BRSCC Cardinus Formula 3 Championship  
 QUALIFYING - RACE 1 - LAP ANALYSIS**

<b>34</b>	<b>Peter HANNAM</b>		M Reynard F391				
1 -	2:10.142	+ 22.625	8:41:40.159	5 -	1:51.811	+ 4.294	9:01:42.965
2 -	2:08.109	+ 20.592	8:43:48.268	6 -	1:48.051	+ 0.534	9:03:31.016
3 -	1:53.390	+ 5.873	8:45:41.658	7 -	<b>1:47.517</b>		<b>9:05:18.533</b>
4 -	14:09.496	+ 12:21.979	8:59:51.154				

# BRSCC Cardinus Formula 3 Championship

## RACE 1 - GRID

ROW 6	1:48.388 24 Joseph PAYNE	1:47.517 34 Peter HANNAM
ROW 5	1:44.434 22 Paul SIBLEY	1:43.998 9 Ian SMITH
ROW 4	1:42.280 12 Dave KARASKAS	1:41.859 21 Mark TERRY
ROW 3	1:40.181 11 Mark HARRISON	1:39.493 8 Philip AUSTIN
ROW 2	1:37.368 17 Chris NEEDHAM	1:36.821 2 Jon GRAY
ROW 1	1:36.710 6 Stephen CLEGG	
<b>Pole</b>		
		

Oulton Park International  
Circuit Length = 2.6920 miles


**These results are provisional until the conclusion of any judicial and technical matters.**

Clerk of Course :

Timekeeper :

# BRSCC Cardinus Formula 3 Championship

## RACE 8 - GRID

ROW 6	1:49.467 24 Joseph PAYNE	1:48.051 34 Peter HANNAM
ROW 5	1:46.239 9 Ian SMITH	1:44.913 22 Paul SIBLEY
ROW 4	1:44.518 12 Dave KARASKAS	1:42.076 21 Mark TERRY
ROW 3	1:40.196 11 Mark HARRISON	1:40.097 8 Philip AUSTIN
ROW 2	1:37.745 17 Chris NEEDHAM	1:37.124 6 Stephen CLEGG
ROW 1	1:36.999 2 Jon GRAY	
<b>Pole</b>		
		

Oulton Park International  
Circuit Length = 2.6920 miles

**These results are provisional until the conclusion of any judicial and technical matters.**

Clerk of Course :

Timekeeper :

# BRSCC Cardinus Formula 3 Championship

## RACE 1 - CLASSIFICATION

POS	NO	CL	NAME	ENTRY	LAPS	TIME	GAP	DIFF	MPH	BEST	ON
1	17	A	<b>Chris NEEDHAM</b>	Dallara F302	16	26:08.808			98.83	1:36.574	10
2	6	A	<b>Stephen CLEGG</b>	Dallara F301	16	26:09.923	1.115	1.115	98.76	1:36.844	7
3	11	A	<b>Mark HARRISON</b>	Dallara F301	16	26:45.756	36.948	35.833	96.56	1:38.522	15
4	8	A	<b>Philip AUSTIN</b>	Dallara F398	16	26:46.388	37.580	0.632	96.52	1:38.795	15
5	21	A	<b>Mark TERRY</b>	Dallara F302	16	27:25.967	1:17.159	39.579	94.20	1:41.108	14
6	9	A	<b>Ian SMITH</b>	Dallara F301	16	27:49.167	1:40.359	23.200	92.89	1:41.883	13
7	12	B	<b>Dave KARASKAS</b>	Dallara F393	15	26:11.891	1 lap	1 lap	92.48	1:43.193	10
NOT CLASSIFIED											
DNF	22	B	<b>Paul SIBLEY</b>	Dallara F395/6	11	19:59.615	5 laps	4 laps	88.86	1:44.764	4
DNF	34	M	<b>Peter HANNAM</b>	Reynard F391	7	12:52.383	9 laps	4 laps	87.83	1:47.507	3
DNF	2	A	<b>Jon GRAY</b>	Dallara F302	0						
FASTEST LAP											
17	A	<b>Chris NEEDHAM</b>	Dallara F302	10	1:36.574	100.35 mph	161.49 kph				
12	B	<b>Dave KARASKAS</b>	Dallara F393	10	1:43.193	93.91 mph	151.14 kph				
34	M	<b>Peter HANNAM</b>	Reynard F391	3	1:47.507	90.14 mph	145.07 kph				

Weather / Track : Sunny / Dry

These results are provisional until the conclusion of any judicial and technical matters.

Oulton Park International  
Circuit Length = 2.6920 miles  
Start: 12:12 End: 12:40

Clerk of Course :

Timekeeper :

# BRSCC Cardinus Formula 3 Championship

## RACE 1 - LAP CHART

Lap 1			Lap 2			Lap 3			Lap 4			Lap 5		
No	Behind	Laptime	No	Behind	Laptime	No	Behind	Laptime	No	Behind	Laptime	No	Behind	Laptime
17		1:42.984	17		1:38.244	17		1:38.011	17		1:38.113	17		1:37.926
6	1.043	1:44.027	6	1.026	1:38.227	6	0.690	1:37.675	6	0.700	1:38.123	6	0.475	1:37.701
11	5.656	1:48.640	11	8.390	1:40.978	11	10.567	1:40.188	11	12.683	1:40.229	11	14.283	1:39.526
8	6.320	1:49.304	8	9.389	1:41.313	8	11.876	1:40.498	8	13.628	1:39.865	8	15.616	1:39.914
12	9.240	1:52.224	12	15.753	1:44.757	12	21.992	1:44.250	21	27.703	1:43.262	21	31.681	1:41.904
21	11.511	1:54.495	21	17.182	1:43.915	21	22.554	1:43.383	12	29.715	1:45.836	12	36.274	1:44.485
22	13.083	1:56.067	22	20.753	1:45.914	22	27.728	1:44.986	22	34.379	1:44.764	9	39.992	1:43.399
9	14.332	1:57.316	9	21.038	1:44.950	9	27.969	1:44.942	9	34.519	1:44.663	22	42.383	1:45.930
34	14.813	1:57.797	34	24.382	1:47.813	34	33.878	1:47.507	34	43.729	1:47.964	34	54.285	1:48.482

# BRSCC Cardinus Formula 3 Championship

## RACE 1 - LAP CHART

Lap 6			Lap 7			Lap 8			Lap 9			Lap 10		
No	Behind	Laptime	No	Behind	Laptime	No	Behind	Laptime	No	Behind	Laptime	No	Behind	Laptime
17		1:37.138	17		1:37.483	17		1:37.319	17		1:36.745	17		1:36.574
6	1.173	1:37.836	6	0.534	1:36.844	6	1.085	1:37.870	6	1.892	1:37.552	6	2.827	1:37.509
11	16.954	1:39.809	11	19.408	1:39.937	11	21.693	1:39.604	11	24.723	1:39.775	11	27.586	1:39.437
8	18.018	1:39.540	8	20.580	1:40.045	8	22.915	1:39.654	8	25.441	1:39.271	8	28.678	1:39.811
21	35.772	1:41.229	21	40.107	1:41.818	21	45.063	1:42.275	21	50.256	1:41.938	21	55.736	1:42.054
12	43.025	1:43.889	12	49.321	1:43.779	12	56.122	1:44.120	9	1:03.647	1:43.739	9	1:10.054	1:42.981
9	45.689	1:42.835	9	51.593	1:43.387	9	56.653	1:42.379	12	1:05.139	1:45.762	12	1:11.758	1:43.193
22	50.054	1:44.809	22	59.046	1:46.475	22	1:07.939	1:46.212	22	1:29.730	1:58.536			
34	1:05.409	1:48.262	34	1:22.484	1:54.558 P									

# BRSCC Cardinus Formula 3 Championship

## RACE 1 - LAP CHART

Lap 11			Lap 12			Lap 13			Lap 14			Lap 15		
No	Behind	Laptime	No	Behind	Laptime	No	Behind	Laptime	No	Behind	Laptime	No	Behind	Laptime
17		1:37.911	17		1:37.115	17		1:37.561	17		1:38.561	17		1:38.383
6	2.509	1:37.593	6	3.432	1:38.038	6	3.809	1:37.938	6	3.287	1:38.039	6	2.504	1:37.600
22	1 LAP	1:54.464	22	1 LAP	1:51.458	11	34.592	1:41.030	11	36.117	1:40.086	11	36.256	1:38.522
11	29.087	1:39.412	11	31.123	1:39.151	8	35.445	1:40.363	8	36.649	1:39.765	8	37.061	1:38.795
8	30.095	1:39.328	8	32.643	1:39.663	21	1:08.355	1:42.204	21	1:10.902	1:41.108	21	1:14.172	1:41.653
21	59.189	1:41.364	21	1:03.712	1:41.638	9	1:24.419	1:41.883	9	1:27.796	1:41.938	9	1:31.443	1:42.030
9	1:14.941	1:42.798	9	1:20.097	1:42.271	12	1:30.079	1:44.401	12	1:35.191	1:43.673			
12	1:17.160	1:43.313	12	1:23.239	1:43.194									

**BRSCC Cardinus Formula 3 Championship**  
**RACE 1 - LAP CHART**

Lap 16		
No	Behind	Laptime
17		1:38.740
6	1.115	1:37.351
12	1 LAP	1:45.015
11	36.948	1:39.432
8	37.580	1:39.259
21	1:17.159	1:41.727
9	1:40.359	1:47.656

# BRSCC Cardinus Formula 3 Championship

## RACE 8 - CLASSIFICATION

POS	NO	CL	NAME	ENTRY	LAPS	TIME	GAP	DIFF	MPH	BEST	ON
1	17	A	<b>Chris NEEDHAM</b>	Dallara F302	9	14:56.085			97.33	1:37.313	9
2	6	A	<b>Stephen CLEGG</b>	Dallara F301	9	14:58.369	<b>2.284</b>	2.284	97.08	1:37.269	9
3	11	A	<b>Mark HARRISON</b>	Dallara F301	9	15:06.856	<b>10.771</b>	8.487	96.18	1:38.906	8
4	8	A	<b>Philip AUSTIN</b>	Dallara F398	9	15:07.360	<b>11.275</b>	0.504	96.12	1:39.047	7
5	21	A	<b>Mark TERRY</b>	Dallara F302	9	15:28.766	<b>32.681</b>	21.406	93.91	1:41.675	8
6	12	B	<b>Dave KARASKAS</b>	Dallara F393	9	16:03.544	<b>1:07.459</b>	34.778	90.52	1:44.770	4
NOT CLASSIFIED											
DNF	34	M	<b>Peter HANNAM</b>	Reynard F391	1	2:32.234	<b>8 laps</b>	8 laps	63.66		
FASTEST LAP											
6	A	<b>Stephen CLEGG</b>	Dallara F301	9	1:37.269			99.63 mph		160.34 kph	
12	B	<b>Dave KARASKAS</b>	Dallara F393	4	1:44.770			92.50 mph		148.86 kph	
34	M	<b>Peter HANNAM</b>	Reynard F391	0				0.00 mph		0.00 kph	

Weather / Track : Sunny / Dry

These results are provisional until the conclusion of any judicial and technical matters.

Oulton Park International  
Circuit Length = 2.6920 miles  
Start: 17:43 End: 17:59

Clerk of Course :

Timekeeper :

# BRSCC Cardinus Formula 3 Championship

## RACE 8 - LAP CHART

Lap 1			Lap 2			Lap 3			Lap 4			Lap 5		
No	Behind	Laptime	No	Behind	Laptime	No	Behind	Laptime	No	Behind	Laptime	No	Behind	Laptime
17		1:44.896	17		1:38.846	17		1:37.974	17		1:41.302	17		1:40.064
8	2.770	1:47.666	8	4.268	1:40.344	8	6.377	1:40.083	8	4.889	1:39.814	6	4.917	1:39.955
11	3.184	1:48.080	6	5.478	1:40.743	6	7.162	1:39.658	6	5.026	1:39.166	8	6.380	1:41.555
6	3.581	1:48.477	11	6.304	1:41.966	11	8.069	1:39.739	11	5.981	1:39.214	11	6.595	1:40.678
21	5.549	1:50.445	21	9.983	1:43.280	21	14.805	1:42.796	21	15.664	1:42.161	21	17.816	1:42.216
12	8.188	1:53.084	12	15.596	1:46.254	12	23.360	1:45.738	12	26.828	1:44.770	12	31.618	1:44.854
34	47.338	2:32.234 P												

# BRSCC Cardinus Formula 3 Championship

## RACE 8 - LAP CHART

Lap 6			Lap 7			Lap 8			Lap 9		
No	Behind	Laptime	No	Behind	Laptime	No	Behind	Laptime	No	Behind	Laptime
17		1:40.323	17		1:37.810	17		1:37.557	17		1:37.313
6	2.617	1:38.023	6	2.298	1:37.491	6	2.328	1:37.587	6	2.284	1:37.269
11	5.472	1:39.200	11	6.928	1:39.266	11	8.277	1:38.906	11	10.771	1:39.807
8	6.658	1:40.601	8	7.895	1:39.047	8	9.473	1:39.135	8	11.275	1:39.115
21	19.536	1:42.043	21	23.675	1:41.949	21	27.793	1:41.675	21	32.681	1:42.201
12	36.749	1:45.454	12	46.785	1:47.846	12	58.102	1:48.874	12	1:07.459	1:46.670

# BRSCC alfashop Alfa Romeo Championship

## QUALIFYING - RACE 2 - CLASSIFICATION

POS	NO	CL	NAME	ENTRY	TIME	ON	LAPS	GAP	DIFF	MPH
1	21	A	Tim LEWIS	Alfa Romeo Sud Sprint Supercharged	1:49.099	10	10			88.83
2	1	A	Neil SMITH	Alfa Romeo 156 Veloce	1:51.324	10	10	2.225	2.225	87.05
3	98	A	Adie HAWKINS	Alfa Romeo 33	1:51.937	5	9	2.838	0.613	86.57
4	14	A	Andy PAGE	Alfa Romeo Giulietta	1:54.629	4	6	5.530	2.692	84.54
5	12	A	Chris SNOWDON	Alfa Romeo 33	1:54.784	9	9	5.685	0.155	84.43
6	7	A	Lee PENN	Alfa Romeo 33 8v	1:55.273	6	9	6.174	0.489	84.07
7	18	B	Nev SIMPSON	Alfetta GTV	2:02.212	9	9	13.113	6.939	79.29
8	50	B	Gareth HAYWOOD	Alfa Romeo 156	2:03.331	8	9	14.232	1.119	78.57
9	72	C	Shaun HAZLEWOOD	Alfa Romeo GTV	2:03.448	8	9	14.349	0.117	78.50
10	93	C	Barry MC MAHON	Alfa Romeo GTV	2:04.951	6	9	15.852	1.503	77.56
11	22	E	Paul PLANT	Alfa Romeo 156	2:05.156	4	9	16.057	0.205	77.43
12	53	C	Graham SEAGER	Alfa Romeo GTV	2:05.171	3	8	16.072	0.015	77.42
13	60	A	Clive HODGKIN	Alfa Romeo 75	2:05.556	9	9	16.457	0.385	77.18
14	61	D	Mel HEALEY	Alfa Romeo 33 16v	2:05.949	6	9	16.850	0.393	76.94
15	96	D	Emma KARWACKI	Alfa Romeo 33 16v	2:06.213	9	9	17.114	0.264	76.78
16	32	A	Christina HOLLEY	Alfa Romeo 75	2:07.139	6	8	18.040	0.926	76.22
17	63	D	Ian BROOKFIELD	Alfa Romeo 33 8V	2:08.193	7	8	19.094	1.054	75.59
18	74	E	Andy INMAN	Alfa Romeo 156 TS	2:09.166	8	8	20.067	0.973	75.02
19	84	E	Paul BUCKLEY	Alfa Romeo 156	2:09.313	8	8	20.214	0.147	74.94
20	38	E	Martin JONES	Alfa Romeo 145 Cloverleaf	2:09.610	4	9	20.511	0.297	74.77
21	39	E	Sarah HEELS	Alfa Romeo 156	2:09.929	8	8	20.830	0.319	74.58
22	8	E	Keith WILLIAMS	Alfa Romeo 145	2:10.146	7	8	21.047	0.217	74.46
23	62	E	Chris HEALEY	Alfa Romeo 156	2:10.246	4	9	21.147	0.100	74.40
24	94	E	Graham HALL	Alfa Romeo 145	2:12.716	7	8	23.617	2.470	73.02

Weather / Track : Sunny / Dry

These results are provisional until the conclusion of any judicial and technical matters.

Oulton Park International  
Circuit Length = 2.6920 miles  
Start: 09:15 End: 09:37

Clerk of Course :

Timekeeper :

# BRSCC alfashop Alfa Romeo Championship

## QUALIFYING - RACE 2 - LAP ANALYSIS

<b>1</b>	<b>Neil SMITH</b>		A Alfa Romeo 156 Veloce				
1 -	2:02.094	+ 10.770	9:19:27.607	6 -	1:52.052	+ 0.728	9:28:54.587
2 -	1:57.646	+ 6.322	9:21:25.253	7 -	1:56.750	+ 5.426	9:30:51.337
3 -	1:53.157	+ 1.833	9:23:18.410	8 -	1:53.153	+ 1.829	9:32:44.490
4 -	1:51.926	+ 0.602	9:25:10.336	9 -	1:53.326	+ 2.002	9:34:37.816
5 -	1:52.199	+ 0.875	9:27:02.535	10 -	<b>1:51.324</b>		<b>9:36:29.140</b>
<b>7</b>	<b>Lee PENN</b>		A Alfa Romeo 33 8v				
1 -	2:03.112	+ 7.839	9:19:45.296	6 -	<b>1:55.273</b>		<b>9:29:29.117</b>
2 -	1:59.923	+ 4.650	9:21:45.219	7 -	1:56.497	+ 1.224	9:31:25.614
3 -	1:56.712	+ 1.439	9:23:41.931	8 -	1:55.876	+ 0.603	9:33:21.490
4 -	1:56.255	+ 0.982	9:25:38.186	9 -	1:56.115	+ 0.842	9:35:17.605
5 -	1:55.658	+ 0.385	9:27:33.844				
<b>8</b>	<b>Keith WILLIAMS</b>		E Alfa Romeo 145				
1 -	2:18.599	+ 8.453	9:20:00.447	5 -	2:11.750	+ 1.604	9:28:46.835
2 -	2:11.762	+ 1.616	9:22:12.209	6 -	2:11.274	+ 1.128	9:30:58.109
3 -	2:10.768	+ 0.622	9:24:22.977	7 -	<b>2:10.146</b>		<b>9:33:08.255</b>
4 -	2:12.108	+ 1.962	9:26:35.085	8 -	2:13.005	+ 2.859	9:35:21.260
<b>12</b>	<b>Chris SNOWDON</b>		A Alfa Romeo 33				
1 -	2:08.620	+ 13.836	9:19:36.687	6 -	1:55.540	+ 0.756	9:29:24.935
2 -	2:01.126	+ 6.342	9:21:37.813	7 -	1:56.091	+ 1.307	9:31:21.026
3 -	1:58.117	+ 3.333	9:23:35.930	8 -	1:55.096	+ 0.312	9:33:16.122
4 -	1:57.460	+ 2.676	9:25:33.390	9 -	<b>1:54.784</b>		<b>9:35:10.906</b>
5 -	1:56.005	+ 1.221	9:27:29.395				
<b>14</b>	<b>Andy PAGE</b>		A Alfa Romeo Giulietta				
1 -	2:00.202	+ 5.573	9:19:20.620	4 -	<b>1:54.629</b>		<b>9:25:05.739</b>
2 -	1:55.156	+ 0.527	9:21:15.776	5 -	1:55.338	+ 0.709	9:27:01.077
3 -	1:55.334	+ 0.705	9:23:11.110	6 -	1:55.220	+ 0.591	9:28:56.297
<b>18</b>	<b>Nev SIMPSON</b>		B Alfetta GTV				
1 -	2:11.393	+ 9.181	9:20:23.507	6 -	2:05.065	+ 2.853	9:30:52.334
2 -	2:07.644	+ 5.432	9:22:31.151	7 -	2:03.337	+ 1.125	9:32:55.671
3 -	2:07.099	+ 4.887	9:24:38.250	8 -	2:03.959	+ 1.747	9:34:59.630
4 -	2:02.981	+ 0.769	9:26:41.231	9 -	<b>2:02.212</b>		<b>9:37:01.842</b>
5 -	2:06.038	+ 3.826	9:28:47.269				
<b>21</b>	<b>Tim LEWIS</b>		A Alfa Romeo Sud Sprint Supercharged				
1 -	2:01.634	+ 12.535	9:19:37.067	6 -	1:50.170	+ 1.071	9:29:01.972
2 -	1:58.908	+ 9.809	9:21:35.975	7 -	1:51.495	+ 2.396	9:30:53.467
3 -	1:53.208	+ 4.109	9:23:29.183	8 -	1:52.248	+ 3.149	9:32:45.715
4 -	1:51.529	+ 2.430	9:25:20.712	9 -	1:50.973	+ 1.874	9:34:36.688
5 -	1:51.090	+ 1.991	9:27:11.802	10 -	<b>1:49.099</b>		<b>9:36:25.787</b>
<b>22</b>	<b>Paul PLANT</b>		E Alfa Romeo 156				
1 -	2:13.854	+ 8.698	9:20:01.860	6 -	2:05.339	+ 0.183	9:30:37.627
2 -	2:07.175	+ 2.019	9:22:09.035	7 -	2:06.862	+ 1.706	9:32:44.489
3 -	2:06.173	+ 1.017	9:24:15.208	8 -	2:16.879	+ 11.723	9:35:01.368
4 -	<b>2:05.156</b>		<b>9:26:20.364</b>	9 -	2:06.308	+ 1.152	9:37:07.676
5 -	2:11.924	+ 6.768	9:28:32.288				
<b>32</b>	<b>Christina HOLLEY</b>		A Alfa Romeo 75				
1 -	2:16.131	+ 8.992	9:19:56.379	5 -	2:07.411	+ 0.272	9:28:34.565
2 -	2:09.220	+ 2.081	9:22:05.599	6 -	<b>2:07.139</b>		<b>9:30:41.704</b>
3 -	2:11.034	+ 3.895	9:24:16.633	7 -	2:07.205	+ 0.066	9:32:48.909
4 -	2:10.521	+ 3.382	9:26:27.154	8 -	2:11.752	+ 4.613	9:35:00.661
<b>38</b>	<b>Martin JONES</b>		E Alfa Romeo 145 Cloverleaf				
1 -	2:13.356	+ 3.746	9:19:39.403	6 -	2:13.370	+ 3.760	9:30:37.292
2 -	2:11.701	+ 2.091	9:21:51.104	7 -	2:12.554	+ 2.944	9:32:49.846
3 -	2:13.238	+ 3.628	9:24:04.342	8 -	2:10.629	+ 1.019	9:35:00.475

Oulton Park International  
Circuit Length = 2.6920 miles  
Start: 09:15 End: 09:37

Weather / Track : Sunny / Dry

# BRSCC alfashop Alfa Romeo Championship

## QUALIFYING - RACE 2 - LAP ANALYSIS

4 -	2:09.610		9:26:13.952	9 -	2:12.037	+ 2.427	9:37:12.512
5 -	2:09.970	+ 0.360	9:28:23.922				
<b>39</b>	<b>Sarah HEELS</b> E Alfa Romeo 156						
1 -	2:22.997	+ 13.068	9:19:50.700	5 -	2:12.075	+ 2.146	9:28:47.616
2 -	2:13.047	+ 3.118	9:22:03.747	6 -	2:19.119	+ 9.190	9:31:06.735
3 -	2:20.971	+ 11.042	9:24:24.718	7 -	2:11.301	+ 1.372	9:33:18.036
4 -	2:10.823	+ 0.894	9:26:35.541	8 -	<b>2:09.929</b>		<b>9:35:27.965</b>
<b>50</b>	<b>Gareth HAYWOOD</b> B Alfa Romeo 156						
1 -	2:10.638	+ 7.307	9:20:18.959	6 -	2:07.694	+ 4.363	9:30:54.311
2 -	2:06.249	+ 2.918	9:22:25.208	7 -	2:03.627	+ 0.296	9:32:57.938
3 -	2:05.396	+ 2.065	9:24:30.604	8 -	<b>2:03.331</b>		<b>9:35:01.269</b>
4 -	2:09.257	+ 5.926	9:26:39.861	9 -	2:05.731	+ 2.400	9:37:07.000
5 -	2:06.756	+ 3.425	9:28:46.617				
<b>53</b>	<b>Graham SEAGER</b> C Alfa Romeo GTV						
1 -	2:09.406	+ 4.235	9:20:16.616	5 -	2:21.464	+ 16.293	9:29:01.581
2 -	2:05.355	+ 0.184	9:22:21.971	6 -	2:05.284	+ 0.113	9:31:06.865
3 -	<b>2:05.171</b>		<b>9:24:27.142</b>	7 -	2:05.527	+ 0.356	9:33:12.392
4 -	2:12.975	+ 7.804	9:26:40.117	8 -	2:06.431	+ 1.260	9:35:18.823
<b>60</b>	<b>Clive HODGKIN</b> A Alfa Romeo 75						
1 -	2:09.494	+ 3.938	9:19:59.241	6 -	2:05.651	+ 0.095	9:30:33.588
2 -	2:06.673	+ 1.117	9:22:05.914	7 -	2:05.929	+ 0.373	9:32:39.517
3 -	2:07.766	+ 2.210	9:24:13.680	8 -	2:06.420	+ 0.864	9:34:45.937
4 -	2:07.703	+ 2.147	9:26:21.383	9 -	<b>2:05.556</b>		<b>9:36:51.493</b>
5 -	2:06.554	+ 0.998	9:28:27.937				
<b>61</b>	<b>Mel HEALEY</b> D Alfa Romeo 33 16v						
1 -	2:10.644	+ 4.695	9:19:34.193	6 -	<b>2:05.949</b>		<b>9:30:09.083</b>
2 -	2:09.024	+ 3.075	9:21:43.217	7 -	2:06.559	+ 0.610	9:32:15.642
3 -	2:07.382	+ 1.433	9:23:50.599	8 -	2:06.049	+ 0.100	9:34:21.691
4 -	2:06.459	+ 0.510	9:25:57.058	9 -	2:07.009	+ 1.060	9:36:28.700
5 -	2:06.076	+ 0.127	9:28:03.134				
<b>62</b>	<b>Chris HEALEY</b> E Alfa Romeo 156						
1 -	2:15.315	+ 5.069	9:19:38.630	6 -	2:10.379	+ 0.133	9:30:33.334
2 -	2:11.520	+ 1.274	9:21:50.150	7 -	2:10.409	+ 0.163	9:32:43.743
3 -	2:12.092	+ 1.846	9:24:02.242	8 -	2:11.400	+ 1.154	9:34:55.143
4 -	<b>2:10.246</b>		<b>9:26:12.488</b>	9 -	2:11.468	+ 1.222	9:37:06.611
5 -	2:10.467	+ 0.221	9:28:22.955				
<b>63</b>	<b>Ian BROOKFIELD</b> D Alfa Romeo 33 8V						
1 -	2:17.565	+ 9.372	9:20:01.463	5 -	2:13.754	+ 5.561	9:28:51.015
2 -	2:15.805	+ 7.612	9:22:17.268	6 -	2:12.584	+ 4.391	9:31:03.599
3 -	2:10.769	+ 2.576	9:24:28.037	7 -	<b>2:08.193</b>		<b>9:33:11.792</b>
4 -	2:09.224	+ 1.031	9:26:37.261	8 -	2:14.987	+ 6.794	9:35:26.779
<b>72</b>	<b>Shaun HAZLEWOOD</b> C Alfa Romeo GTV						
1 -	2:09.687	+ 6.239	9:19:46.620	6 -	2:04.062	+ 0.614	9:30:15.030
2 -	2:06.734	+ 3.286	9:21:53.354	7 -	2:04.051	+ 0.603	9:32:19.081
3 -	2:06.950	+ 3.502	9:24:00.304	8 -	<b>2:03.448</b>		<b>9:34:22.529</b>
4 -	2:05.870	+ 2.422	9:26:06.174	9 -	2:16.721	+ 13.273	9:36:39.250
5 -	2:04.794	+ 1.346	9:28:10.968				
<b>74</b>	<b>Andy INMAN</b> E Alfa Romeo 156 TS						
1 -	2:16.469	+ 7.303	9:20:08.400	5 -	2:10.953	+ 1.787	9:28:53.450
2 -	2:11.039	+ 1.873	9:22:19.439	6 -	2:11.375	+ 2.209	9:31:04.825
3 -	2:12.126	+ 2.960	9:24:31.565	7 -	2:09.538	+ 0.372	9:33:14.363
4 -	2:10.932	+ 1.766	9:26:42.497	8 -	<b>2:09.166</b>		<b>9:35:23.529</b>
<b>84</b>	<b>Paul BUCKLEY</b> E Alfa Romeo 156						
1 -	2:13.423	+ 4.110	9:20:27.183	5 -	2:15.059	+ 5.746	9:29:13.853

Oulton Park International  
Circuit Length = 2.6920 miles  
Start: 09:15 End: 09:37

Weather / Track : Sunny / Dry


## BRSCC alfashop Alfa Romeo Championship

### QUALIFYING - RACE 2 - LAP ANALYSIS

2 -	2:10.318	+ 1.005	9:22:37.501	6 -	2:10.831	+ 1.518	9:31:24.684
3 -	2:11.212	+ 1.899	9:24:48.713	7 -	2:09.727	+ 0.414	9:33:34.411
4 -	2:10.081	+ 0.768	9:26:58.794	8 -	<b>2:09.313</b>		<b>9:35:43.724</b>
<b>93</b>	<b>Barry MC MAHON</b>		<b>C</b>		<b>Alfa Romeo GTV</b>		
1 -	2:10.853	+ 5.902	9:20:03.734	6 -	<b>2:04.951</b>		<b>9:30:42.217</b>
2 -	2:08.519	+ 3.568	9:22:12.253	7 -	2:17.273	+ 12.322	9:32:59.490
3 -	2:06.684	+ 1.733	9:24:18.937	8 -	2:05.316	+ 0.365	9:35:04.806
4 -	2:10.547	+ 5.596	9:26:29.484	9 -	2:18.052	+ 13.101	9:37:22.858
5 -	2:07.782	+ 2.831	9:28:37.266				
<b>94</b>	<b>Graham HALL</b>		<b>E</b>		<b>Alfa Romeo 145</b>		
1 -	2:15.700	+ 2.984	9:20:25.666	5 -	2:14.162	+ 1.446	9:29:24.501
2 -	2:15.546	+ 2.830	9:22:41.212	6 -	2:12.742	+ 0.026	9:31:37.243
3 -	2:14.223	+ 1.507	9:24:55.435	7 -	<b>2:12.716</b>		<b>9:33:49.959</b>
4 -	2:14.904	+ 2.188	9:27:10.339	8 -	2:13.582	+ 0.866	9:36:03.541
<b>96</b>	<b>Emma KARWACKI</b>		<b>D</b>		<b>Alfa Romeo 33 16v</b>		
1 -	2:13.430	+ 7.217	9:20:02.299	6 -	2:06.337	+ 0.124	9:30:39.494
2 -	2:07.518	+ 1.305	9:22:09.817	7 -	2:13.023	+ 6.810	9:32:52.517
3 -	2:08.253	+ 2.040	9:24:18.070	8 -	2:08.500	+ 2.287	9:35:01.017
4 -	2:07.706	+ 1.493	9:26:25.776	9 -	<b>2:06.213</b>		<b>9:37:07.230</b>
5 -	2:07.381	+ 1.168	9:28:33.157				
<b>98</b>	<b>Adie HAWKINS</b>		<b>A</b>		<b>Alfa Romeo 33</b>		
1 -	1:58.984	+ 7.047	9:19:52.412	6 -	1:52.136	+ 0.199	9:29:21.677
2 -	1:57.927	+ 5.990	9:21:50.339	7 -	1:53.462	+ 1.525	9:31:15.139
3 -	1:54.237	+ 2.300	9:23:44.576	8 -	1:54.427	+ 2.490	9:33:09.566
4 -	1:53.028	+ 1.091	9:25:37.604	9 -	1:55.709	+ 3.772	9:35:05.275
5 -	<b>1:51.937</b>		<b>9:27:29.541</b>				

# BRSCC alfashop Alfa Romeo Championship

## RACE 2 - GRID - AMENDED

ROW 13	56 David PINKNEY		
ROW 12	2:10.246 62 Chris HEALEY		2:12.716 94 Graham HALL
ROW 11	2:09.929 39 Sarah HEELS	2:10.146 8 Keith WILLIAMS	
ROW 10	2:09.313 84 Paul BUCKLEY		2:09.610 38 Martin JONES
ROW 9	2:08.193 63 Ian BROOKFIELD	2:09.166 74 Andy INMAN	
ROW 8	2:06.213 96 Emma KARWACKI		2:07.139 32 Christina HOLLEY
ROW 7	2:05.556 60 Clive HODGKIN	2:05.949 61 Mel HEALEY	
ROW 6	2:05.156 22 Paul PLANT		2:05.171 53 Graham SEAGER
ROW 5	2:03.448 72 Shaun HAZLEWOOD	2:04.951 93 Barry MC MAHON	
ROW 4	2:02.212 18 Nev SIMPSON		2:03.331 50 Gareth HAYWOOD
ROW 3	1:54.784 12 Chris SNOWDON	1:55.273 7 Lee PENN	
ROW 2	1:51.937 98 Adie HAWKINS		1:54.629 14 Andy PAGE
ROW 1	1:49.099 21 Tim LEWIS	1:51.324 1 Neil SMITH	
<b>Pole</b>			
			

Oulton Park International  
Circuit Length = 2.6920 miles

**These results are provisional until the conclusion of any judicial and technical matters.**

Clerk of Course :		Timekeeper :
-------------------	--	--------------

# BRSCC alflashop Alfa Romeo Championship

## RACE 2 - CLASSIFICATION

POS	NO	CL	NAME	ENTRY	LAPS	TIME	GAP	DIFF	MPH	BEST	ON
1	21	A	Tim LEWIS	Alfa Romeo Sud Sprint Supercharged	7	13:09.009			85.98	1:50.107	2
2	98	A	Adie HAWKINS	Alfa Romeo 33	7	13:13.874	4.865	4.865	85.45	1:50.941	4
3	1	A	Neil SMITH	Alfa Romeo 156 Veloce	7	13:21.766	12.757	7.892	84.61	1:51.964	2
4	7	A	Lee PENN	Alfa Romeo 33 8v	7	13:38.553	29.544	16.787	82.87	1:55.027	4
5	14	A	Andy PAGE	Alfa Romeo Giulietta	7	13:47.713	38.704	9.160	81.95	1:54.213	3
6	12	A	Chris SNOWDON	Alfa Romeo 33	7	14:14.838	1:05.829	27.125	79.35	1:56.595	7
7	18	B	Nev SIMPSON	Alfetta GTV	7	14:32.641	1:23.632	17.803	77.73	2:02.823	4
8	50	B	Gareth HAYWOOD	Alfa Romeo 156	7	14:37.309	1:28.300	4.668	77.32	2:03.431	3
9	72	C	Shaun HAZLEWOOD	Alfa Romeo GTV	7	14:43.544	1:34.535	6.235	76.78	2:03.477	3
10	32	A	Christina HOLLEY	Alfa Romeo 75	7	14:53.156	1:44.147	9.612	75.95	2:04.498	5
11	22	E	Paul PLANT	Alfa Romeo 156	6	12:47.430	1 lap	1 lap	75.76	2:05.762	2
12	93	C	Barry MC MAHON	Alfa Romeo GTV	6	12:48.311	1 lap	0.881	75.68	2:05.753	6
13	61	D	Mel HEALEY	Alfa Romeo 33 16v	6	12:53.669	1 lap	5.358	75.15	2:05.710	6
14	96	D	Emma KARWACKI	Alfa Romeo 33 16v	6	12:54.176	1 lap	0.507	75.10	2:05.733	6
15	60	A	Clive HODGKIN	Alfa Romeo 75	6	13:10.530	1 lap	16.354	73.55	2:07.200	3
16	84	E	Paul BUCKLEY	Alfa Romeo 156	6	13:11.403	1 lap	0.873	73.47	2:09.129	5
17	74	E	Andy INMAN	Alfa Romeo 156 TS	6	13:13.820	1 lap	2.417	73.25	2:09.397	6
18	62	E	Chris HEALEY	Alfa Romeo 156	6	13:23.290	1 lap	9.470	72.38	2:10.609	2
19	8	E	Keith WILLIAMS	Alfa Romeo 145	6	13:23.858	1 lap	0.568	72.33	2:10.059	2
20	38	E	Martin JONES	Alfa Romeo 145 Cloverleaf	6	13:24.266	1 lap	0.408	72.29	2:10.178	2
21	63	D	Ian BROOKFIELD	Alfa Romeo 33 8V	6	13:24.570	1 lap	0.304	72.27	2:09.230	3
22	39	E	Sarah HEELS	Alfa Romeo 156	6	13:26.070	1 lap	1.500	72.13	2:10.800	4
23	94	E	Graham HALL	Alfa Romeo 145	6	13:29.013	1 lap	2.943	71.87	2:11.283	5

### NOT CLASSIFIED

DNF	56	I	David PINKNEY	Alfa Romeo 156	1	2:04.981	6 laps	5 laps	77.54		
DQ	53	C	Graham SEAGER	Alfa Romeo GTV	0						

### FASTEST LAP

21	A	Tim LEWIS	Alfa Romeo Sud Sprint Supercharged	2	1:50.107	88.01 mph	141.64 kph
18	B	Nev SIMPSON	Alfetta GTV	4	2:02.823	78.90 mph	126.98 kph
72	C	Shaun HAZLEWOOD	Alfa Romeo GTV	3	2:03.477	78.48 mph	126.31 kph
61	D	Mel HEALEY	Alfa Romeo 33 16v	6	2:05.710	77.09 mph	124.06 kph
22	E	Paul PLANT	Alfa Romeo 156	2	2:05.762	77.06 mph	124.01 kph
56	I	David PINKNEY	Alfa Romeo 156	0		0.00 mph	0.00 kph

Car 53 not running at the showing of the red flag

Weather / Track : Sunny / Dry

These results are provisional until the conclusion of any judicial and technical matters.

Oulton Park International  
Circuit Length = 2.6920 miles  
Start: 12:50 End: 13:07

Clerk of Course :	Timekeeper :
-------------------	--------------

# BRSCC alfashop Alfa Romeo Championship

## RACE 2 - LAP CHART


Lap 1			Lap 2			Lap 3			Lap 4			Lap 5		
No	Behind	Laptime	No	Behind	Laptime	No	Behind	Laptime	No	Behind	Laptime	No	Behind	Laptime
1		2:02.219	21		1:50.107	21		1:50.700	21		1:50.725	21		1:50.511
21	0.033	2:02.252	1	1.824	1:51.964	98	3.528	1:51.840	98	3.744	1:50.941	98	4.832	1:51.599
98	0.392	2:02.611	98	2.388	1:52.136	1	4.339	1:53.215	1	5.886	1:52.272	1	7.965	1:52.590
7	2.086	2:04.305	7	8.761	1:56.815	14	12.654	1:54.213	14	16.826	1:54.897	7	22.938	1:55.084
14	2.483	2:04.702	14	9.141	1:56.798	7	14.063	1:56.002	7	18.365	1:55.027	14	23.471	1:57.156
56	2.762	2:04.981	18	23.108	2:04.237	18	35.894	2:03.486	18	47.992	2:02.823	12	57.136	1:57.320
18	9.011	2:11.230	50	23.986	2:04.187	50	36.717	2:03.431	12	50.327	1:58.410	18	1:01.554	2:04.073
50	9.939	2:12.158	72	26.275	2:04.117	72	39.052	2:03.477	50	51.456	2:05.464	50	1:05.072	2:04.127
72	12.298	2:14.517	22	29.498	2:05.762	12	42.642	1:59.699	72	52.487	2:04.160	72	1:05.771	2:03.795
22	13.876	2:16.095	93	31.653	2:06.382	22	44.708	2:05.910	22	1:00.117	2:06.134	22	1:15.594	2:05.988
93	15.411	2:17.630	12	33.643	2:02.819	93	46.974	2:06.021	93	1:02.331	2:06.082	32	1:17.814	2:04.498
32	16.734	2:18.953	32	33.778	2:07.184	32	49.716	2:06.638	32	1:03.827	2:04.836	93	1:18.263	2:06.443
61	17.063	2:19.282	61	37.081	2:10.158	61	52.551	2:06.170	61	1:07.811	2:05.985	61	1:23.664	2:06.364
96	17.377	2:19.596	96	37.719	2:10.482	96	53.540	2:06.521	96	1:08.634	2:05.819	96	1:24.148	2:06.025
60	17.684	2:19.903	84	40.104	2:09.988	84	59.990	2:10.586	60	1:18.989	2:08.594	60	1:36.157	2:07.679
63	19.118	2:21.337	74	40.977	2:09.500	74	1:00.714	2:10.437	84	1:19.058	2:09.793	84	1:37.676	2:09.129
84	20.256	2:22.475	8	43.000	2:10.059	60	1:01.120	2:07.200	74	1:20.594	2:10.605	74	1:40.128	2:10.045
12	20.964	2:23.183	62	43.044	2:10.609	62	1:04.234	2:11.890	62	1:24.879	2:11.370	62	1:45.838	2:11.470
74	21.617	2:23.836	38	43.475	2:10.178	8	1:04.648	2:12.348	8	1:25.063	2:11.140	8	1:47.443	2:12.891
62	22.575	2:24.794	60	44.620	2:17.076	38	1:05.016	2:12.241	38	1:25.310	2:11.019	38	1:47.741	2:12.942
8	23.081	2:25.300	39	46.163	2:11.839	39	1:07.112	2:11.649	39	1:27.187	2:10.800	39	1:48.635	2:11.959
38	23.437	2:25.656	94	47.231	2:12.316	94	1:09.065	2:12.534	63	1:30.195	2:09.464	63	1:49.500	2:09.816
39	24.464	2:26.683	63	52.926	2:23.948	63	1:11.456	2:09.230	94	1:31.488	2:13.148			
94	25.055	2:27.274												

**BRSCC alfashop Alfa Romeo Championship**  
**RACE 2 - LAP CHART**

Lap 6			Lap 7		
No	Behind	Laptime	No	Behind	Laptime
21		1:51.471	21		1:53.243
94	1 LAP	2:11.283	60	1 LAP	2:10.078
98	5.415	1:52.054	84	1 LAP	2:09.432
1	9.876	1:53.382	74	1 LAP	2:09.397
7	26.966	1:55.499	98	4.865	1:52.693
14	31.756	1:59.756	1	12.757	1:56.124
12	1:02.477	1:56.812	62	1 LAP	2:13.157
18	1:13.163	2:03.080	8	1 LAP	2:12.120
50	1:17.424	2:03.823	38	1 LAP	2:12.230
72	1:20.095	2:05.795	63	1 LAP	2:10.775
32	1:31.620	2:05.277	39	1 LAP	2:13.140
22	1:31.664	2:07.541	94	1 LAP	2:12.458
93	1:32.545	2:05.753	7	29.544	1:55.821
61	1:37.903	2:05.710	14	38.704	2:00.191
96	1:38.410	2:05.733	12	1:05.829	1:56.595
			18	1:23.632	2:03.712
			50	1:28.300	2:04.119
			72	1:34.535	2:07.683
			32	1:44.147	2:05.770

# BRSCC alfashop Alfa Romeo Championship

## RACE 9 - GRID - AMENDED

ROW 13	75	Clive HODGKIN			
ROW 12		56	David PINKNEY	53	Graham SEAGER
ROW 11	39	Sarah HEELS	94	Graham HALL	
ROW 10		38	Martin JONES	63	Ian BROOKFIELD
ROW 9	62	Chris HEALEY	8	Keith WILLIAMS	
ROW 8		84	Paul BUCKLEY	74	Andy INMAN
ROW 7	61	Mel HEALEY	96	Emma KARWACKI	
ROW 6		22	Paul PLANT	93	Barry MC MAHON
ROW 5	72	Shaun HAZLEWOOD	32	Christina HOLLEY	
ROW 4		18	Nev SIMPSON	50	Gareth HAYWOOD
ROW 3	14	Andy PAGE	12	Chris SNOWDON	
ROW 2		1	Neil SMITH	7	Lee PENN
ROW 1	21	Tim LEWIS	98	Adie HAWKINS	
<b>Pole</b>					
					

Oulton Park International  
Circuit Length = 2.6920 miles

**These results are provisional until the conclusion of any judicial and technical matters.**

Clerk of Course :		Timekeeper :

# BRSCC alfashop Alfa Romeo Championship

## RACE 9 - CLASSIFICATION

POS	NO	CL	NAME	ENTRY	LAPS	TIME	GAP	DIFF	MPH	BEST	ON
1	21	A	<b>Tim LEWIS</b>	Alfa Romeo Sud Sprint Supercharged	8	15:34.598			82.95	1:51.817	4
2	14	A	<b>Andy PAGE</b>	Alfa Romeo Giulietta	8	15:43.106	<b>8.508</b>	8.508	82.20	1:55.349	3
3	12	A	<b>Chris SNOWDON</b>	Alfa Romeo 33	8	15:47.349	<b>12.751</b>	4.243	81.83	1:55.254	3
4	18	B	<b>Nev SIMPSON</b>	Alfetta GTV	8	16:39.786	<b>1:05.188</b>	52.437	77.54	2:02.820	8
5	50	B	<b>Gareth HAYWOOD</b>	Alfa Romeo 156	8	16:41.135	<b>1:06.537</b>	1.349	77.44	2:03.390	3
6	93	C	<b>Barry MC MAHON</b>	Alfa Romeo GTV	8	16:56.207	<b>1:21.609</b>	15.072	76.29	2:05.207	6
7	32	A	<b>Christina HOLLEY</b>	Alfa Romeo 75	8	16:56.937	<b>1:22.339</b>	0.730	76.23	2:04.419	5
8	61	D	<b>Mel HEALEY</b>	Alfa Romeo 33 16v	8	17:03.483	<b>1:28.885</b>	6.546	75.75	2:05.905	5
9	96	D	<b>Emma KARWACKI</b>	Alfa Romeo 33 16v	8	17:03.728	<b>1:29.130</b>	0.245	75.73	2:05.779	6
10	72	C	<b>Shaun HAZLEWOOD</b>	Alfa Romeo GTV	8	17:04.310	<b>1:29.712</b>	0.582	75.69	2:05.342	5
11	22	E	<b>Paul PLANT</b>	Alfa Romeo 156	8	17:04.857	<b>1:30.259</b>	0.547	75.64	2:05.658	4
12	62	E	<b>Chris HEALEY</b>	Alfa Romeo 156	8	17:37.627	<b>2:03.029</b>	32.770	73.30	2:10.293	4
13	74	E	<b>Andy INMAN</b>	Alfa Romeo 156 TS	8	17:38.356	<b>2:03.758</b>	0.729	73.25	2:10.142	6
14	63	D	<b>Ian BROOKFIELD</b>	Alfa Romeo 33 8V	8	17:38.696	<b>2:04.098</b>	0.340	73.23	2:09.678	4
15	8	E	<b>Keith WILLIAMS</b>	Alfa Romeo 145	8	17:39.608	<b>2:05.010</b>	0.912	73.16	2:09.999	6
16	84	E	<b>Paul BUCKLEY</b>	Alfa Romeo 156	8	17:41.927	<b>2:07.329</b>	2.319	73.00	2:10.053	7
17	75	A	<b>Clive HODGKIN</b>	Alfa Romeo 75	8	17:55.652	<b>2:21.054</b>	13.725	72.07	2:09.346	5
18	39	E	<b>Sarah HEELS</b>	Alfa Romeo 156	7	15:54.095	<b>1 lap</b>	1 lap	71.10	2:13.049	2

### NOT CLASSIFIED

DNF	38	E	<b>Martin JONES</b>	Alfa Romeo 145 Cloverleaf	7	15:28.736	<b>1 lap</b>		73.04	2:09.911	7
DNF	7	A	<b>Lee PENN</b>	Alfa Romeo 33 8v	6	11:51.063	<b>2 laps</b>	1 lap	81.77	1:55.541	5
DNF	1	A	<b>Neil SMITH</b>	Alfa Romeo 156 Veloce	1	2:01.075	<b>7 laps</b>	5 laps	80.04		
DNF	98	A	<b>Adie HAWKINS</b>	Alfa Romeo 33	0						

### FASTEST LAP

21	A	<b>Tim LEWIS</b>	Alfa Romeo Sud Sprint Supercharged	4	1:51.817	86.67 mph	139.48 kph
18	B	<b>Nev SIMPSON</b>	Alfetta GTV	8	2:02.820	78.90 mph	126.98 kph
93	C	<b>Barry MC MAHON</b>	Alfa Romeo GTV	6	2:05.207	77.40 mph	124.56 kph
96	D	<b>Emma KARWACKI</b>	Alfa Romeo 33 16v	6	2:05.779	77.05 mph	124.00 kph
22	E	<b>Paul PLANT</b>	Alfa Romeo 156	4	2:05.658	77.12 mph	124.11 kph

Weather / Track : Sunny / Dry

These results are provisional until the conclusion of any judicial and technical matters.

Oulton Park International  
Circuit Length = 2.6920 miles  
Start: 18:09 End: 18:28

Clerk of Course :

Timekeeper :

# BRSCC alfashop Alfa Romeo Championship

## RACE 9 - LAP CHART

Lap 1			Lap 2			Lap 3			Lap 4			Lap 5		
No	Behind	Laptime	No	Behind	Laptime	No	Behind	Laptime	No	Behind	Laptime	No	Behind	Laptime
1		2:01.075	7		1:56.638	7		1:55.604	7		1:55.856	7		1:55.541
7	1.983	2:03.058	14	0.742	1:56.919	14	0.487	1:55.349	14	0.098	1:55.467	14	0.263	1:55.706
14	2.444	2:03.519	12	1.645	1:55.883	12	1.295	1:55.254	12	0.825	1:55.386	12	0.540	1:55.256
12	4.383	2:05.458	21	10.935	1:53.873	21	8.487	1:53.156	21	4.448	1:51.817	21	0.784	1:51.877
50	10.595	2:11.670	50	16.017	2:04.043	50	23.803	2:03.390	50	32.030	2:04.083	50	40.060	2:03.571
18	11.241	2:12.316	18	16.626	2:04.006	18	24.467	2:03.445	18	32.199	2:03.588	18	41.555	2:04.897
21	15.683	2:16.758	93	23.522	2:06.319	93	33.591	2:05.673	93	43.336	2:05.601	93	53.061	2:05.266
93	15.824	2:16.899	32	25.475	2:07.474	32	36.391	2:06.520	32	46.425	2:05.890	32	55.303	2:04.419
32	16.622	2:17.697	61	26.039	2:06.620	61	36.926	2:06.491	61	47.018	2:05.948	61	57.382	2:05.905
72	17.934	2:19.009	96	26.449	2:06.774	96	37.258	2:06.413	96	47.942	2:06.540	96	58.492	2:06.091
61	18.040	2:19.115	22	26.985	2:06.654	72	37.660	2:05.626	22	48.494	2:05.658	72	58.657	2:05.342
96	18.296	2:19.371	72	27.638	2:08.325	22	38.692	2:07.311	72	48.856	2:07.052	22	59.339	2:06.386
22	18.952	2:20.027	62	33.853	2:11.098	62	49.559	2:11.310	62	1:03.996	2:10.293	62	1:18.935	2:10.480
62	21.376	2:22.451	74	34.082	2:10.882	74	50.020	2:11.542	74	1:04.365	2:10.201	74	1:19.560	2:10.736
74	21.821	2:22.896	84	34.863	2:11.015	84	50.451	2:11.192	63	1:04.932	2:09.678	63	1:19.751	2:10.360
84	22.469	2:23.544	63	35.638	2:10.327	63	51.110	2:11.076	84	1:05.492	2:10.897	8	1:20.978	2:10.426
8	23.039	2:24.114	8	36.744	2:12.326	8	51.666	2:10.526	8	1:06.093	2:10.283	84	1:21.282	2:11.331
75	23.708	2:24.783	38	37.182	2:10.987	38	52.047	2:10.469	38	1:06.686	2:10.495	38	1:21.519	2:10.374
63	23.932	2:25.007	75	38.424	2:13.337	75	52.421	2:09.601	75	1:08.091	2:11.526	75	1:21.896	2:09.346
38	24.816	2:25.891	39	41.462	2:13.049	39	59.447	2:13.589	39	1:17.761	2:14.170	39	1:37.914	2:15.694
39	27.034	2:28.109												

# BRSCC alfashop Alfa Romeo Championship

## RACE 9 - LAP CHART

Lap 6			Lap 7			Lap 8		
No	Behind	Laptime	No	Behind	Laptime	No	Behind	Laptime
21		1:56.707	21		1:53.755	21		1:56.655
14	1.231	1:58.459	39	1 LAP	2:13.615	14	8.508	1:58.981
7	6.875	2:04.366 P	14	6.182	1:58.706	12	12.751	1:57.026
12	8.160	2:05.111	12	12.380	1:57.975	39	1 LAP	2:15.869
50	47.408	2:04.839	18	59.023	2:04.238	18	1:05.188	2:02.820
18	48.540	2:04.476	50	59.099	2:05.446	50	1:06.537	2:04.093
93	1:00.777	2:05.207	93	1:12.923	2:05.901	93	1:21.609	2:05.341
32	1:02.770	2:04.958	32	1:14.204	2:05.189	32	1:22.339	2:04.790
61	1:06.384	2:06.493	61	1:18.864	2:06.235	61	1:28.885	2:06.676
96	1:06.780	2:05.779	96	1:19.310	2:06.285	96	1:29.130	2:06.475
22	1:07.638	2:05.790	22	1:20.004	2:06.121	72	1:29.712	2:06.284
72	1:07.777	2:06.611	72	1:20.083	2:06.061	22	1:30.259	2:06.910
62	1:32.004	2:10.560	62	1:48.975	2:10.726	62	2:03.029	2:10.709
74	1:32.211	2:10.142	74	1:49.151	2:10.695	74	2:03.758	2:11.262
63	1:32.496	2:10.236	63	1:49.415	2:10.674	63	2:04.098	2:11.338
8	1:33.486	2:09.999	8	1:50.151	2:10.420	8	2:05.010	2:11.514
38	1:34.637	2:10.609	38	1:50.793	2:09.911	84	2:07.329	2:12.495
75	1:34.978	2:10.573	75	1:51.029	2:09.806	75	2:21.054	2:26.680 P
84	1:35.191	2:11.400	84	1:51.489	2:10.053			

**BRSCC LMA Euro Saloon & Sports Car Championship**  
**QUALIFYING - RACE 3 - CLASSIFICATION**

POS	NO	CL	NAME	ENTRY	TIME	ON	LAPS	GAP	DIFF	MPH
1	82	C	Joss RONCHETTI	Talbot Sunbeam Lotus	1:49.635	4	8			88.39
2	96	A	Simon DEATON	Mitsubishi Evo 8	1:50.873	3	4	1.238	1.238	87.40
3	60	A	Gary FURST	Mitsubishi Lancer Evo	1:51.868	8	9	2.233	0.995	86.63
4	55	B	Ilsa COX	Seat Leon Cupra	1:52.181	8	8	2.546	0.313	86.38
5	54	B	Andrew MORRISON	Seat Leon	1:53.699	4	9	4.064	1.518	85.23
6	4	A	Tim EVANS	Subaru Impreza	1:54.044	4	7	4.409	0.345	84.97
7	8	A	Peter ISHERWOOD	Subaru Impreza	1:54.984	6	8	5.349	0.940	84.28
8	27	E	Brett WALTER	Renault Clio	1:56.678	4	6	7.043	1.694	83.06
9	21	A	Charlie JACKSON	Ford Escort Cosworth	1:57.465	6	8	7.830	0.787	82.50
10	99	D	Ian CRAIG	BMW E36 M3	1:57.834	7	8	8.199	0.369	82.24
11	70	D	Lee REYNOLDS	Citroen Saxo VTS	1:58.161	4	7	8.526	0.327	82.01
12	37	C	Nick HAYES	Seat Cupra	1:59.887	6	7	10.252	1.726	80.83
13	15	C	Russell THOMSON	Seat Leon	2:00.114	7	8	10.479	0.227	80.68
14	12	E	Stewart CALDER	Renault Clio	2:00.878	5	8	11.243	0.764	80.17
15	57	E	Jim MEPHAM	Renault Megane Coupe	2:01.040	7	7	11.405	0.162	80.06
16	95	E	Matt WALTON		2:01.079	7	8	11.444	0.039	80.04
17	89	E	Jason TARLING	Renault Clio	2:01.738	6	7	12.103	0.659	79.60
18	87	D	Yaser ALMAGHRIBI	Daihatsu Charade GTi	2:05.353	7	8	15.718	3.615	77.31
19	40	E	Simon JACKSON	MG ZR	2:09.556	4	5	19.921	4.203	74.80
20	69	A	Timothy MORGAN-BARRETT	Vauxhall VX220 Turbo	2:10.080	3	4	20.445	0.524	74.50
21	52	C	Kevin WENDT	BMW E46 M3		0	1			

Car 4 & 21 Please fit timing transponder

Weather / Track : Sunny / Dry

These results are provisional until the conclusion of any judicial and technical matters.

Oulton Park International  
 Circuit Length = 2.6920 miles  
 Start: 09:43 End: 10:11

Clerk of Course :		Timekeeper :
-------------------	--	--------------

# BRSCC LMA Euro Saloon & Sports Car Championship

## QUALIFYING - RACE 3 - LAP ANALYSIS

<b>4</b>	<b>Tim EVANS</b>		A Subaru Impreza				
1 -	9:04.716	+ 7:10.672	9:55:04.699	5 -	2:00.120	+ 6.076	10:02:51.564
2 -	1:56.817	+ 2.773	9:57:01.516	6 -	2:10.203	+ 16.159	10:05:01.767
3 -	1:55.884	+ 1.840	9:58:57.400	7 -	1:54.829	+ 0.785	10:06:56.596
4 -	<b>1:54.044</b>		<b>10:00:51.444</b>				
<b>8</b>	<b>Peter ISHERWOOD</b>		A Subaru Impreza				
1 -	9:21.503	+ 7:26.519	9:55:37.166	5 -	1:56.444	+ 1.460	10:03:27.322
2 -	1:59.577	+ 4.593	9:57:36.743	6 -	<b>1:54.984</b>		<b>10:05:22.306</b>
3 -	1:56.382	+ 1.398	9:59:33.125	7 -	2:09.798	+ 14.814	10:07:32.104
4 -	1:57.753	+ 2.769	10:01:30.878	8 -	1:55.958	+ 0.974	10:09:28.062
<b>12</b>	<b>Stewart CALDER</b>		E Renault Clio				
1 -	9:26.360	+ 7:25.482	9:55:35.503	5 -	<b>2:00.878</b>		<b>10:03:52.553</b>
2 -	2:02.459	+ 1.581	9:57:37.962	6 -	2:01.505	+ 0.627	10:05:54.058
3 -	2:12.221	+ 11.343	9:59:50.183	7 -	2:06.932	+ 6.054	10:08:00.990
4 -	2:01.492	+ 0.614	10:01:51.675	8 -	2:14.858	+ 13.980	10:10:15.848
<b>15</b>	<b>Russell THOMSON</b>		C Seat Leon				
1 -	9:11.069	+ 7:10.955	9:55:14.274	5 -	2:01.220	+ 1.106	10:03:20.001
2 -	2:00.828	+ 0.714	9:57:15.102	6 -	2:01.390	+ 1.276	10:05:21.391
3 -	2:01.114	+ 1.000	9:59:16.216	7 -	<b>2:00.114</b>		<b>10:07:21.505</b>
4 -	2:02.565	+ 2.451	10:01:18.781	8 -	2:11.522	+ 11.408	10:09:33.027
<b>21</b>	<b>Charlie JACKSON</b>		A Ford Escort Cosworth				
1 -	9:25.251	+ 7:27.786	9:55:53.795	5 -	1:57.526	+ 0.061	10:03:58.527
2 -	2:07.029	+ 9.564	9:58:00.824	6 -	<b>1:57.465</b>		<b>10:05:55.992</b>
3 -	2:01.589	+ 4.124	10:00:02.413	7 -	1:59.918	+ 2.453	10:07:55.910
4 -	1:58.588	+ 1.123	10:02:01.001	8 -	2:08.377	+ 10.912	10:10:04.287
<b>27</b>	<b>Brett WALTER</b>		E Renault Clio				
1 -	9:08.841	+ 7:12.163	9:55:21.709	4 -	<b>1:56.678</b>		<b>10:01:14.886</b>
2 -	1:59.422	+ 2.744	9:57:21.131	5 -	2:07.179 P	+ 10.501	10:03:22.065
3 -	1:57.077	+ 0.399	9:59:18.208	6 -	3:32.638	+ 1:35.960	10:06:54.703
<b>37</b>	<b>Nick HAYES</b>		C Seat Cupra				
1 -	2:10.097	+ 10.210	9:58:08.517	5 -	2:01.464	+ 1.577	10:06:23.231
2 -	2:07.220	+ 7.333	10:00:15.737	6 -	<b>1:59.887</b>		<b>10:08:23.118</b>
3 -	2:04.024	+ 4.137	10:02:19.761	7 -	2:00.092	+ 0.205	10:10:23.210
4 -	2:02.006	+ 2.119	10:04:21.767				
<b>40</b>	<b>Simon JACKSON</b>		E MG ZR				
1 -	9:37.080	+ 7:27.524	9:55:49.834	4 -	<b>2:09.556</b>		<b>10:02:30.449</b>
2 -	2:20.480	+ 10.924	9:58:10.314	5 -	2:54.181 P	+ 44.625	10:05:24.630
3 -	2:10.579	+ 1.023	10:00:20.893				
<b>52</b>	<b>Kevin WENDT</b>		C BMW E46 M3				
1 -	6:37.981 P	- 03:54:16.795	9:52:53.402				
<b>54</b>	<b>Andrew MORRISON</b>		B Seat Leon				
1 -	9:29.926	+ 7:36.227	9:55:03.952	6 -	1:54.099	+ 0.400	10:04:41.222
2 -	1:58.948	+ 5.249	9:57:02.900	7 -	1:54.685	+ 0.986	10:06:35.907
3 -	1:55.656	+ 1.957	9:58:58.556	8 -	1:55.244	+ 1.545	10:08:31.151
4 -	<b>1:53.699</b>		<b>10:00:52.255</b>	9 -	1:58.009	+ 4.310	10:10:29.160
5 -	1:54.868	+ 1.169	10:02:47.123				
<b>55</b>	<b>Ilsa COX</b>		B Seat Leon Cupra				
1 -	9:23.552	+ 7:31.371	9:55:02.334	5 -	1:53.693	+ 1.512	10:02:37.815
2 -	1:54.997	+ 2.816	9:56:57.331	6 -	1:59.729	+ 7.548	10:04:37.544
3 -	1:54.193	+ 2.012	9:58:51.524	7 -	1:53.505	+ 1.324	10:06:31.049
4 -	1:52.598	+ 0.417	10:00:44.122	8 -	<b>1:52.181</b>		<b>10:08:23.230</b>

Oulton Park International  
Circuit Length = 2.6920 miles  
Start: 09:43 End: 10:11

Weather / Track : Sunny / Dry

# BRSCC LMA Euro Saloon & Sports Car Championship

## QUALIFYING - RACE 3 - LAP ANALYSIS

<b>57</b>	<b>Jim MEPHAM</b>		<b>E Renault Megane Coupe</b>				
1 -	9:23.658	+ 7:22.618	9:55:50.694	5 -	2:01.915 D	+ 0.875	10:04:48.879
2 -	2:46.711	+ 45.671	9:58:37.405	6 -	2:01.946	+ 0.906	10:06:50.825
3 -	2:06.721	+ 5.681	10:00:44.126	7 -	<b>2:01.040</b>		<b>10:08:51.865</b>
4 -	2:02.838	+ 1.798	10:02:46.964				
<b>60</b>	<b>Gary FURST</b>		<b>A Mitsubishi Lancer Evo</b>				
1 -	9:34.237	+ 7:42.369	9:55:07.983	6 -	1:52.300	+ 0.432	10:04:44.164
2 -	1:57.181	+ 5.313	9:57:05.164	7 -	1:52.880	+ 1.012	10:06:37.044
3 -	1:53.800	+ 1.932	9:58:58.964	8 -	<b>1:51.868</b>		<b>10:08:28.912</b>
4 -	1:59.695	+ 7.827	10:00:58.659	9 -	1:53.411	+ 1.543	10:10:22.323
5 -	1:53.205	+ 1.337	10:02:51.864				
<b>69</b>	<b>Timothy MORGAN-BARRETT</b>		<b>A Vauxhall VX220 Turbo</b>				
1 -	9:33.042	+ 7:22.962	9:55:57.948	3 -	<b>2:10.080</b>		<b>10:00:21.986</b>
2 -	2:13.958	+ 3.878	9:58:11.906	4 -	2:51.082 P	+ 41.002	10:03:13.068
<b>70</b>	<b>Lee REYNOLDS</b>		<b>D Citroen Saxo VTS</b>				
1 -	9:00.334	+ 7:02.173	9:55:10.619	5 -	1:58.249	+ 0.088	10:03:05.288
2 -	1:59.818	+ 1.657	9:57:10.437	6 -	1:58.182	+ 0.021	10:05:03.470
3 -	1:58.441	+ 0.280	9:59:08.878	7 -	1:58.187	+ 0.026	10:07:01.657
4 -	<b>1:58.161</b>		<b>10:01:07.039</b>				
<b>82</b>	<b>Joss RONCHETTI</b>		<b>C Talbot Sunbeam Lotus</b>				
1 -	9:03.514	+ 7:13.879	9:55:04.698	5 -	1:57.003 P	+ 7.368	10:02:33.384
2 -	1:52.079	+ 2.444	9:56:56.777	6 -	3:26.663	+ 1:37.028	10:06:00.047
3 -	1:49.969	+ 0.334	9:58:46.746	7 -	1:50.669	+ 1.034	10:07:50.716
4 -	<b>1:49.635</b>		<b>10:00:36.381</b>	8 -	1:51.084	+ 1.449	10:09:41.800
<b>87</b>	<b>Yaser ALMAGHRIBI</b>		<b>D Daihatsu Charade GTi</b>				
1 -	9:36.329	+ 7:30.976	9:55:52.755	5 -	2:06.757	+ 1.404	10:04:31.218
2 -	2:14.209	+ 8.856	9:58:06.964	6 -	2:05.984	+ 0.631	10:06:37.202
3 -	2:10.012	+ 4.659	10:00:16.976	7 -	<b>2:05.353</b>		<b>10:08:42.555</b>
4 -	2:07.485	+ 2.132	10:02:24.461	8 -	2:25.749	+ 20.396	10:11:08.304
<b>89</b>	<b>Jason TARLING</b>		<b>E Renault Clio</b>				
1 -	9:20.244	+ 7:18.506	9:55:39.980	5 -	2:02.028	+ 0.290	10:05:58.414
2 -	2:03.550	+ 1.812	9:57:43.530	6 -	<b>2:01.738</b>		<b>10:08:00.152</b>
3 -	2:04.798 P	+ 3.060	9:59:48.328	7 -	2:08.190	+ 6.452	10:10:08.342
4 -	4:08.058	+ 2:06.320	10:03:56.386				
<b>95</b>	<b>Matt WALTON</b>		<b>E</b>				
1 -	9:16.500	+ 7:15.421	9:55:27.821	5 -	2:05.545	+ 4.466	10:03:51.122
2 -	2:07.383	+ 6.304	9:57:35.204	6 -	2:01.955	+ 0.876	10:05:53.077
3 -	2:04.767	+ 3.688	9:59:39.971	7 -	<b>2:01.079</b>		<b>10:07:54.156</b>
4 -	2:05.606	+ 4.527	10:01:45.577	8 -	2:14.992	+ 13.913	10:10:09.148
<b>96</b>	<b>Simon DEATON</b>		<b>A Mitsubishi Evo 8</b>				
1 -	8:58.805	+ 7:07.932	9:55:10.392	3 -	<b>1:50.873</b>		<b>9:58:53.788</b>
2 -	1:52.523	+ 1.650	9:57:02.915	4 -	2:03.301 P	+ 12.428	10:00:57.089
<b>99</b>	<b>Ian CRAIG</b>		<b>D BMW E36 M3</b>				
1 -	9:11.552	+ 7:13.718	9:55:16.652	5 -	2:02.742	+ 4.908	10:03:17.010
2 -	1:59.562	+ 1.728	9:57:16.214	6 -	1:58.639	+ 0.805	10:05:15.649
3 -	1:59.547	+ 1.713	9:59:15.761	7 -	<b>1:57.834</b>		<b>10:07:13.483</b>
4 -	1:58.507	+ 0.673	10:01:14.268	8 -	2:01.929	+ 4.095	10:09:15.412

# BRSCC LMA Euro Saloon & Sports Car Championship

## RACE 3 - GRID - AMENDED

ROW 11	52 Kevin WENDT	9 Andy HARVEY
ROW 10	2:09.556 40 Simon JACKSON	2:10.080 69 Timothy MORGAN-BARRETT
ROW 9	2:01.738 89 Jason TARLING	2:05.353 87 Yaser ALMAGHRIBI
ROW 8	2:01.040 57 Jim MEPHAM	2:01.079 95 Matt WALTON
ROW 7	2:00.114 15 Russell THOMSON	2:00.878 12 Stewart CALDER
ROW 6	1:58.161 70 Lee REYNOLDS	1:59.887 37 Nick HAYES
ROW 5	1:57.465 21 Charlie JACKSON	1:57.834 99 Ian CRAIG
ROW 4	1:54.984 8 Peter ISHERWOOD	1:56.678 27 Brett WALTER
ROW 3	1:53.699 54 Andrew MORRISON	1:54.044 4 Tim EVANS
ROW 2	1:51.868 60 Gary FURST	1:52.181 55 Ilsa COX
ROW 1	1:49.635 82 Joss RONCHETTI	1:50.873 96 Simon DEATON
<b>Pole</b>		
		

Oulton Park International  
Circuit Length = 2.6920 miles

**These results are provisional until the conclusion of any judicial and technical matters.**

Clerk of Course :

Timekeeper :

# BRSCC LMA Euro Saloon & Sports Car Championship

## RACE 3 - CLASSIFICATION

POS	NO	CL	NAME	ENTRY	LAPS	TIME	GAP	DIFF	MPH	BEST	ON
1	55	B	Ilsa COX	Seat Leon Cupra	11	21:02.258			84.45	1:52.552	10
2	4	A	Tim EVANS	Subaru Impreza	11	21:05.956	3.698	3.698	84.20	1:53.441	8
3	9	A	Andy HARVEY	Subaru Impreza	11	21:06.167	3.909	0.211	84.19	1:52.046	7
4	54	B	Andrew MORRISON	Seat Leon	11	21:15.795	13.537	9.628	83.55	1:53.192	4
5	60	A	Gary FURST	Mitsubishi Lancer Evo	11	21:21.429	19.171	5.634	83.19	1:53.343	7
6	21	A	Charlie JACKSON	Ford Escort Cosworth	11	21:29.094	26.836	7.665	82.69	1:54.026	4
7	27	E	Brett WALTER	Renault Clio	11	22:06.487	1:04.229	37.393	80.36	1:59.008	10
8	37	C	Nick HAYES	Seat Cupra	11	22:06.928	1:04.670	0.441	80.33	1:57.847	4
9	57	E	Jim MEPHAM	Renault Megane Coupe	11	22:11.888	1:09.630	4.960	80.03	1:59.016	11
10	95	E	Matt WALTON		11	22:12.127	1:09.869	0.239	80.02	1:58.409	10
11	99	D	Ian CRAIG	BMW E36 M3	11	22:23.423	1:21.165	11.296	79.35	1:59.249	7
12	89	E	Jason TARLING	Renault Clio	11	22:41.123	1:38.865	17.700	78.32	2:01.863	11
13	12	E	Stewart CALDER	Renault Clio	11	22:42.802	1:40.544	1.679	78.22	2:00.395	3
14	15	C	Russell THOMSON	Seat Leon	11	22:51.589	1:49.331	8.787	77.72	1:59.720	3
15	87	D	Yaser ALMAGHRIBI	Daihatsu Charade GTi	10	21:42.956	1 lap	1 lap	74.37	2:07.620	3
16	69	A	Timothy MORGAN-BARRETT	Vauxhall VX220 Turbo	10	22:27.794	1 lap	44.838	71.90	2:05.447	2

### NOT CLASSIFIED

DNF	82	C	Joss RONCHETTI	Talbot Sunbeam Lotus	10	19:15.821	1 lap		83.84	1:52.578	2
DNF	8	A	Peter ISHERWOOD	Subaru Impreza	6	12:08.483	5 laps	4 laps	79.82	1:55.016	3
DNF	40	E	Simon JACKSON	MG ZR	3	6:38.422	8 laps	3 laps	72.97	2:07.850	3
DNF	70	D	Lee REYNOLDS	Citroen Saxo VTS	3	7:04.462	8 laps	26.040	68.49	2:01.548	2
DNF	96	A	Simon DEATON	Mitsubishi Evo 8	2	5:25.640	9 laps	1 lap	59.52		

### FASTEST LAP

9	A	Andy HARVEY	Subaru Impreza	7	1:52.046	86.49 mph	139.19 kph
55	B	Ilsa COX	Seat Leon Cupra	10	1:52.552	86.10 mph	138.57 kph
82	C	Joss RONCHETTI	Talbot Sunbeam Lotus	2	1:52.578	86.08 mph	138.54 kph
99	D	Ian CRAIG	BMW E36 M3	7	1:59.249	81.26 mph	130.79 kph
95	E	Matt WALTON		10	1:58.409	81.84 mph	131.71 kph

Weather / Track : Sunny / Dry

These results are provisional until the conclusion of any judicial and technical matters.

Oulton Park International  
Circuit Length = 2.6920 miles  
Start: 14:08 End: 14:31

Clerk of Course :

Timekeeper :

# BRSCC LMA Euro Saloon & Sports Car Championship

## RACE 3 - LAP CHART

Lap 1			Lap 2			Lap 3			Lap 4			Lap 5		
No	Behind	Laptime	No	Behind	Laptime	No	Behind	Laptime	No	Behind	Laptime	No	Behind	Laptime
82		1:55.502	82		1:52.578	82		1:52.914	82		1:53.111	82		1:57.403
55	5.972	2:01.474	55	6.605	1:53.211	55	7.358	1:53.667	55	7.467	1:53.220	55	6.617	1:56.553
96	7.336	2:02.838	4	10.587	1:55.214	4	11.933	1:54.260	4	12.608	1:53.786	4	9.917	1:54.712
4	7.951	2:03.453	60	11.192	1:55.177	60	12.285	1:54.007	60	13.545	1:54.371	54	14.111	1:56.901
60	8.593	2:04.095	21	12.178	1:55.569	21	13.408	1:54.144	21	14.323	1:54.026	9	14.116	1:56.575
21	9.187	2:04.689	54	12.631	1:55.485	54	14.532	1:54.815	54	14.613	1:53.192	21	19.083	2:02.163
54	9.724	2:05.226	8	13.076	1:55.641	8	15.178	1:55.016	9	14.944	1:52.704	60	26.923	2:10.781
8	10.013	2:05.515	9	16.019	1:53.415	9	15.351	1:52.246	8	17.464	1:55.397	27	36.111	2:00.156
27	12.776	2:08.278	27	20.888	2:00.690	27	27.161	1:59.187	27	33.358	1:59.308	37	39.080	2:00.703
99	13.796	2:09.298	70	23.431	2:01.548	37	31.044	1:58.889	37	35.780	1:57.847	8	39.222	2:19.161
70	14.461	2:09.963	99	24.798	2:03.580	99	31.772	1:59.888	57	39.303	1:59.351	95	43.735	2:01.208
37	14.879	2:10.381	37	25.069	2:02.768	15	32.488	1:59.720	95	39.930	1:59.596	57	44.355	2:02.455
9	15.182	2:10.684	15	25.682	2:02.142	57	33.063	1:59.585	99	47.610	2:08.949	99	51.501	2:01.294
15	16.118	2:11.620	57	26.392	2:01.459	95	33.445	1:59.461	12	47.630	2:02.920	12	53.627	2:03.400
57	17.511	2:13.013	95	26.898	2:01.122	12	37.821	2:00.395	89	49.200	2:02.439	89	54.196	2:02.399
95	18.354	2:13.856	89	29.827	2:03.200	89	39.872	2:02.959	15	58.867	2:19.490	15	1:08.043	2:06.579
89	19.205	2:14.707	12	30.340	2:03.048	69	51.807	2:07.646	87	1:11.745	2:08.060	87	1:22.859	2:08.517
12	19.870	2:15.372	69	37.075	2:05.447	87	56.796	2:07.620	69	1:12.279	2:13.583	69	1:24.512	2:09.636
69	24.206	2:19.708	87	42.090	2:08.888	40	57.428	2:07.850						
87	25.780	2:21.282	40	42.492	2:08.096	70	1:23.468	2:52.951 P						
40	26.974	2:22.476	96	1:37.560	3:22.802 P									

# BRSCC LMA Euro Saloon & Sports Car Championship

## RACE 3 - LAP CHART

Lap 6			Lap 7			Lap 8			Lap 9			Lap 10		
No	Behind	Laptime	No	Behind	Laptime	No	Behind	Laptime	No	Behind	Laptime	No	Behind	Laptime
82		1:54.730	82		1:54.497	82		1:55.029	82		1:55.245	55		1:52.552
55	6.933	1:55.046	55	6.086	1:53.650	55	6.067	1:55.010	55	4.642	1:53.820	4	2.766	1:54.276
4	9.316	1:54.129	4	8.817	1:53.998	4	7.229	1:53.441	4	5.684	1:53.700	9	2.966	1:52.759
9	11.572	1:52.186	9	9.121	1:52.046	9	9.911	1:55.819	9	7.401	1:52.735	82	7.618	2:04.812 P
54	13.839	1:54.458	54	13.625	1:54.283	69	1 LAP	2:18.998	87	1 LAP	2:10.612	54	12.317	1:56.288
21	20.227	1:55.874	21	21.152	1:55.422	54	13.338	1:54.742	54	13.223	1:55.130	60	19.086	1:53.736
60	26.137	1:53.944	60	24.983	1:53.343	21	21.422	1:55.299	21	21.502	1:55.325	21	22.239	1:57.931
8	42.245	1:57.753	27	49.221	2:00.547	60	23.934	1:53.980	60	22.544	1:53.855	87	1 LAP	2:08.967
27	43.171	2:01.790	37	50.442	2:00.546	27	53.259	1:59.067	69	1 LAP	2:18.600	69	1 LAP	2:16.649
37	44.393	2:00.043	95	53.482	1:59.818	37	54.926	1:59.513	27	57.362	1:59.348	27	59.176	1:59.008
95	48.161	1:59.156	57	54.032	1:59.587	57	58.044	1:59.041	37	58.591	1:58.910	37	59.783	1:58.386
57	48.942	1:59.317	99	1:02.142	1:59.249	95	58.891	2:00.438	57	1:02.369	1:59.570	57	1:04.669	1:59.494
99	57.390	2:00.619	89	1:10.076	2:02.986	99	1:06.549	1:59.436	95	1:03.997	2:00.351	95	1:05.212	1:58.409
89	1:01.587	2:02.121	12	1:12.488	2:03.584	89	1:18.346	2:03.299	99	1:10.780	1:59.476	99	1:13.413	1:59.827
12	1:03.401	2:04.504	15	1:28.001	2:01.689	12	1:18.835	2:01.376	89	1:25.781	2:02.680	89	1:31.057	2:02.470
15	1:20.809	2:07.496	87	1:51.782	2:09.812	15	1:33.260	2:00.288	12	1:26.210	2:02.620	12	1:31.609	2:02.593
87	1:36.467	2:08.338							15	1:38.934	2:00.919	15	1:42.720	2:00.980
69	1:40.647	2:10.865												

# BRSCC LMA Euro Saloon & Sports Car Championship

## RACE 3 - LAP CHART

Lap 11		
No	Behind	Laptime
55		1:54.055
4	3.698	1:54.987
9	3.909	1:54.998
54	13.537	1:55.275
60	19.171	1:54.140
21	26.836	1:58.652
87	1 LAP	2:10.860
27	1:04.229	1:59.108
37	1:04.670	1:58.942
57	1:09.630	1:59.016
95	1:09.869	1:58.712
99	1:21.165	2:01.807
69	1 LAP	2:26.662
89	1:38.865	2:01.863
12	1:40.544	2:02.990
15	1:49.331	2:00.666

**Creative LED Solutions Club FF NW Championship**  
**QUALIFYING - RACE 4 - CLASSIFICATION**

POS	NO	CL	NAME	ENTRY	TIME	ON	LAPS	GAP	DIFF	MPH
1	41	B	<b>Tom BRADSHAW</b>		<b>1:48.495</b>	7	8			89.32
2	11	B	<b>Mike BENNETT</b>	Swift SC93F	<b>1:49.319</b>	9	9	<b>0.824</b>	0.824	88.65
3	17	A	<b>Martin SHORT</b>	Van Diemen RF00	<b>1:49.497</b>	6	10	<b>1.002</b>	0.178	88.50
4	29	A	<b>Ian GOUGH</b>	Ray GRS07	<b>1:49.692</b>	7	10	<b>1.197</b>	0.195	88.35
5	54	A	<b>Douglas CROSBIE</b>	Van Diemen RF00	<b>1:49.776</b>	4	9	<b>1.281</b>	0.084	88.28
6	50	D	<b>Ian PARKINGTON</b>	Reynard FF84	<b>1:50.546</b>	6	10	<b>2.051</b>	0.770	87.66
7	91	A	<b>John MURPHY</b>	Van Diemen RF99	<b>1:50.626</b>	5	10	<b>2.131</b>	0.080	87.60
8	0	C	<b>Kevin DONNELLY</b>	Van Diemen RF88	<b>1:50.844</b>	6	6	<b>2.349</b>	0.218	87.43
9	13	B	<b>Jeremy UNSWORTH</b>	Swift .	<b>1:51.366</b>	4	6	<b>2.871</b>	0.522	87.02
10	7	D	<b>Nigel DOLAN</b>	Van Diemen RF86	<b>1:51.578</b>	6	10	<b>3.083</b>	0.212	86.85
11	44	C	<b>Lee HANNAM</b>	Van Diemen RF88	<b>1:51.683</b>	6	10	<b>3.188</b>	0.105	86.77
12	36	B	<b>Pete BOOKER</b>	Swift SC95	<b>1:52.574</b>	4	10	<b>4.079</b>	0.891	86.08
13	46	D	<b>Stuart DIX</b>	Reynard Lightning	<b>1:52.672</b>	9	10	<b>4.177</b>	0.098	86.01
14	9	A	<b>Jeff HODGSON</b>	Van Diemen RF02	<b>1:52.938</b>	7	10	<b>4.443</b>	0.266	85.81
15	72	D	<b>Matthew RIDGE</b>	Van Diemen RF86	<b>1:52.975</b>	2	9	<b>4.480</b>	0.037	85.78
16	42	C	<b>Ian ELLIS</b>	Reynard FF89	<b>1:53.263</b>	5	10	<b>4.768</b>	0.288	85.56
17	8	D	<b>Mario SARCHET</b>	Van Diemen RF85	<b>1:53.329</b>	3	9	<b>4.834</b>	0.066	85.51
18	68	C	<b>William ALTERMAN</b>	Reynard FF89	<b>1:53.564</b>	9	10	<b>5.069</b>	0.235	85.33
19	2	D	<b>John WILKINSON</b>	Van Diemen RF86	<b>1:54.281</b>	9	10	<b>5.786</b>	0.717	84.80
20	34	E	<b>Colin WILLIAMS</b>	PRS RH01	<b>1:54.538</b>	3	6	<b>6.043</b>	0.257	84.61
21	26	D	<b>Mike MULLINS</b>	Van Diemen RF86	<b>1:56.850</b>	8	10	<b>8.355</b>	2.312	82.93
22	21	D	<b>Barry THOMPSON</b>	Van Diemen RF86	<b>1:56.931</b>	9	9	<b>8.436</b>	0.081	82.88
23	87	C	<b>James MITCHELL</b>	Van Diemen RF88	<b>1:57.229</b>	3	9	<b>8.734</b>	0.298	82.66
24	23	E	<b>Alan FINCHAM</b>	Van Diemen RF80	<b>1:57.332</b>	5	9	<b>8.837</b>	0.103	82.59
25	52	D	<b>Trevor MORGAN</b>	Van Diemen RF86	<b>1:57.630</b>	6	8	<b>9.135</b>	0.298	82.38
26	43	C	<b>Howard DONE</b>	Van Diemen RF89	<b>1:57.981</b>	5	9	<b>9.486</b>	0.351	82.14
27	51	B	<b>Ian WOOD</b>	Swift SC94	<b>1:59.428</b>	3	9	<b>10.933</b>	1.447	81.14
28	3	B	<b>Richard HALL</b>	Van Diemen RF92	<b>2:00.537</b>	7	9	<b>12.042</b>	1.109	80.40

Weather / Track : Sunny / Dry

These results are provisional until the conclusion of any judicial and technical matters.

Oulton Park International  
 Circuit Length = 2.6920 miles  
 Start: 10:18 End: 10:40

Clerk of Course :	Timekeeper :
-------------------	--------------

**Creative LED Solutions Club FF NW Championship**  
**QUALIFYING - RACE 4 - LAP ANALYSIS**

<b>0</b>	<b>Kevin DONNELLY</b>						<b>C</b>	<b>Van Diemen RF88</b>	
1 -	1:55.181	+ 4.337	10:22:12.745	4 -	8:22.695	+ 6:31.851	10:34:24.039		
2 -	1:52.035	+ 1.191	10:24:04.780	5 -	1:51.574	+ 0.730	10:36:15.613		
3 -	1:56.564 P	+ 5.720	10:26:01.344	6 -	<b>1:50.844</b>		<b>10:38:06.457</b>		
<b>2</b>	<b>John WILKINSON</b>						<b>D</b>	<b>Van Diemen RF86</b>	
1 -	1:55.820	+ 1.539	10:22:15.627	6 -	1:56.864	+ 2.583	10:31:55.187		
2 -	1:55.591	+ 1.310	10:24:11.218	7 -	1:55.422	+ 1.141	10:33:50.609		
3 -	1:54.523	+ 0.242	10:26:05.741	8 -	1:54.635	+ 0.354	10:35:45.244		
4 -	1:55.883	+ 1.602	10:28:01.624	9 -	<b>1:54.281</b>		<b>10:37:39.525</b>		
5 -	1:56.699	+ 2.418	10:29:58.323	10 -	1:55.712	+ 1.431	10:39:35.237		
<b>3</b>	<b>Richard HALL</b>						<b>B</b>	<b>Van Diemen RF92</b>	
1 -	2:05.244	+ 4.707	10:23:00.394	6 -	2:00.560	+ 0.023	10:33:09.929		
2 -	2:02.353	+ 1.816	10:25:02.747	7 -	<b>2:00.537</b>		<b>10:35:10.466</b>		
3 -	2:01.887	+ 1.350	10:27:04.634	8 -	2:00.959	+ 0.422	10:37:11.425		
4 -	2:03.492	+ 2.955	10:29:08.126	9 -	2:02.281	+ 1.744	10:39:13.706		
5 -	2:01.243	+ 0.706	10:31:09.369						
<b>7</b>	<b>Nigel DOLAN</b>						<b>D</b>	<b>Van Diemen RF86</b>	
1 -	1:52.582	+ 1.004	10:21:56.752	6 -	<b>1:51.578</b>		<b>10:31:16.838</b>		
2 -	1:51.801	+ 0.223	10:23:48.553	7 -	1:52.267	+ 0.689	10:33:09.105		
3 -	1:52.054	+ 0.476	10:25:40.607	8 -	1:51.801	+ 0.223	10:35:00.906		
4 -	1:51.808	+ 0.230	10:27:32.415	9 -	1:52.311	+ 0.733	10:36:53.217		
5 -	1:52.845	+ 1.267	10:29:25.260	10 -	1:51.772	+ 0.194	10:38:44.989		
<b>8</b>	<b>Mario SARCHET</b>						<b>D</b>	<b>Van Diemen RF85</b>	
1 -	1:55.455	+ 2.126	10:22:09.529	6 -	2:12.173	+ 18.844	10:32:22.851		
2 -	1:57.055	+ 3.726	10:24:06.584	7 -	2:07.660	+ 14.331	10:34:30.511		
3 -	<b>1:53.329</b>		<b>10:25:59.913</b>	8 -	2:36.398	+ 43.069	10:37:06.909		
4 -	1:54.776	+ 1.447	10:27:54.689	9 -	2:02.754	+ 9.425	10:39:09.663		
5 -	2:15.989	+ 22.660	10:30:10.678						
<b>9</b>	<b>Jeff HODGSON</b>						<b>A</b>	<b>Van Diemen RF02</b>	
1 -	1:55.530	+ 2.592	10:22:32.549	6 -	1:53.262	+ 0.324	10:32:02.021		
2 -	1:55.702	+ 2.764	10:24:28.251	7 -	<b>1:52.938</b>		<b>10:33:54.959</b>		
3 -	1:53.804	+ 0.866	10:26:22.055	8 -	1:52.992	+ 0.054	10:35:47.951		
4 -	1:53.248	+ 0.310	10:28:15.303	9 -	1:53.155	+ 0.217	10:37:41.106		
5 -	1:53.456	+ 0.518	10:30:08.759	10 -	1:54.309	+ 1.371	10:39:35.415		
<b>11</b>	<b>Mike BENNETT</b>						<b>B</b>	<b>Swift SC93F</b>	
1 -	1:53.713	+ 4.394	10:22:25.413	6 -	1:50.041	+ 0.722	10:32:56.327		
2 -	1:50.850	+ 1.531	10:24:16.263	7 -	1:49.933	+ 0.614	10:34:46.260		
3 -	1:53.548 P	+ 4.229	10:26:09.811	8 -	1:52.006	+ 2.687	10:36:38.266		
4 -	3:06.894	+ 1:17.575	10:29:16.705	9 -	<b>1:49.319</b>		<b>10:38:27.585</b>		
5 -	1:49.581	+ 0.262	10:31:06.286						
<b>13</b>	<b>Jeremy UNSWORTH</b>						<b>B</b>	<b>Swift .</b>	
1 -	1:53.363	+ 1.997	10:22:27.763	4 -	<b>1:51.366</b>		<b>10:28:03.468</b>		
2 -	1:52.475	+ 1.109	10:24:20.238	5 -	1:54.121	+ 2.755	10:29:57.589		
3 -	1:51.864	+ 0.498	10:26:12.102	6 -	2:08.582 P	+ 17.216	10:32:06.171		
<b>17</b>	<b>Martin SHORT</b>						<b>A</b>	<b>Van Diemen RF00</b>	
1 -	1:51.382	+ 1.885	10:22:21.587	6 -	<b>1:49.497</b>		<b>10:31:36.854</b>		
2 -	1:54.905	+ 5.408	10:24:16.492	7 -	1:50.298	+ 0.801	10:33:27.152		
3 -	1:50.507	+ 1.010	10:26:06.999	8 -	1:49.535	+ 0.038	10:35:16.687		
4 -	1:50.653	+ 1.156	10:27:57.652	9 -	1:51.094	+ 1.597	10:37:07.781		
5 -	1:49.705	+ 0.208	10:29:47.357	10 -	1:52.207	+ 2.710	10:38:59.988		
<b>21</b>	<b>Barry THOMPSON</b>						<b>D</b>	<b>Van Diemen RF86</b>	
1 -	1:58.966	+ 2.035	10:22:19.180	6 -	1:57.116	+ 0.185	10:33:25.880		
2 -	2:03.367 P	+ 6.436	10:24:22.547	7 -	1:57.053	+ 0.122	10:35:22.933		
3 -	3:07.127	+ 1:10.196	10:27:29.674	8 -	1:58.807	+ 1.876	10:37:21.740		

Oulton Park International  
Circuit Length = 2.6920 miles  
Start: 10:18 End: 10:40

Weather / Track : Sunny / Dry

**Creative LED Solutions Club FF NW Championship**  
**QUALIFYING - RACE 4 - LAP ANALYSIS**

4 -	1:58.137	+ 1.206	10:29:27.811	9 -	<b>1:56.931</b>		<b>10:39:18.671</b>
5 -	2:00.953	+ 4.022	10:31:28.764				
<b>23</b>	<b>Alan FINCHAM</b> E Van Diemen RF80						
1 -	2:00.535	+ 3.203	10:22:32.462	6 -	1:58.420	+ 1.088	10:32:46.769
2 -	1:59.740	+ 2.408	10:24:32.202	7 -	1:58.753	+ 1.421	10:34:45.522
3 -	1:58.898	+ 1.566	10:26:31.100	8 -	1:58.949	+ 1.617	10:36:44.471
4 -	2:19.917	+ 22.585	10:28:51.017	9 -	1:59.885	+ 2.553	10:38:44.356
5 -	<b>1:57.332</b>		<b>10:30:48.349</b>				
<b>26</b>	<b>Mike MULLINS</b> D Van Diemen RF86						
1 -	1:58.031	+ 1.181	10:22:19.742	6 -	1:57.246	+ 0.396	10:32:10.573
2 -	1:58.709	+ 1.859	10:24:18.451	7 -	1:56.881	+ 0.031	10:34:07.454
3 -	2:00.294	+ 3.444	10:26:14.555	8 -	<b>1:56.850</b>		<b>10:36:04.304</b>
4 -	1:57.713	+ 0.863	10:28:16.458	9 -	1:57.304	+ 0.454	10:38:01.608
5 -	1:56.869	+ 0.019	10:30:13.327	10 -	1:57.216	+ 0.366	10:39:58.824
<b>29</b>	<b>Ian GOUGH</b> A Ray GRS07						
1 -	1:53.915	+ 4.223	10:22:31.578	6 -	1:51.372	+ 1.680	10:31:49.383
2 -	1:51.389	+ 1.697	10:24:22.967	7 -	<b>1:49.692</b>		<b>10:33:39.075</b>
3 -	1:51.588	+ 1.896	10:26:14.555	8 -	1:49.815	+ 0.123	10:35:28.890
4 -	1:50.773	+ 1.081	10:28:05.328	9 -	1:50.062	+ 0.370	10:37:18.952
5 -	1:52.683	+ 2.991	10:29:58.011	10 -	1:49.792	+ 0.100	10:39:08.744
<b>34</b>	<b>Colin WILLIAMS</b> E PRS RH01						
1 -	1:57.129	+ 2.591	10:22:14.496	4 -	1:56.050	+ 1.512	10:28:02.133
2 -	1:57.049	+ 2.511	10:24:11.545	5 -	1:58.190	+ 3.652	10:30:00.323
3 -	<b>1:54.538</b>		<b>10:26:06.083</b>	6 -	2:13.658 P	+ 19.120	10:32:13.981
<b>36</b>	<b>Pete BOOKER</b> B Swift SC95						
1 -	1:54.053	+ 1.479	10:22:36.892	6 -	1:52.756	+ 0.182	10:32:06.758
2 -	1:54.454	+ 1.880	10:24:31.346	7 -	1:52.840	+ 0.266	10:33:59.598
3 -	1:56.494	+ 3.920	10:26:27.840	8 -	2:02.474	+ 9.900	10:36:02.072
4 -	<b>1:52.574</b>		<b>10:28:20.414</b>	9 -	1:55.341	+ 2.767	10:37:57.413
5 -	1:53.588	+ 1.014	10:30:14.002	10 -	1:53.588	+ 1.014	10:39:51.001
<b>41</b>	<b>Tom BRADSHAW</b> B						
1 -	1:49.466	+ 0.971	10:22:42.705	5 -	1:52.707	+ 4.212	10:32:32.334
2 -	1:53.820 P	+ 5.325	10:24:36.525	6 -	1:49.642	+ 1.147	10:34:21.976
3 -	4:14.566	+ 2:26.071	10:28:51.091	7 -	<b>1:48.495</b>		<b>10:36:10.471</b>
4 -	1:48.536	+ 0.041	10:30:39.627	8 -	1:57.081 P	+ 8.586	10:38:07.552
<b>42</b>	<b>Ian ELLIS</b> C Reynard FF89						
1 -	1:55.441	+ 2.178	10:22:06.332	6 -	1:53.509	+ 0.246	10:31:36.351
2 -	1:53.515	+ 0.252	10:23:59.847	7 -	1:54.369	+ 1.106	10:33:30.720
3 -	1:56.275	+ 3.012	10:25:56.122	8 -	1:53.394	+ 0.131	10:35:24.114
4 -	1:53.457	+ 0.194	10:27:49.579	9 -	1:55.568	+ 2.305	10:37:19.682
5 -	<b>1:53.263</b>		<b>10:29:42.842</b>	10 -	1:53.395	+ 0.132	10:39:13.077
<b>43</b>	<b>Howard DONE</b> C Van Diemen RF89						
1 -	2:01.507	+ 3.526	10:23:07.350	6 -	1:59.856	+ 1.875	10:33:05.191
2 -	1:58.623	+ 0.642	10:25:05.973	7 -	1:58.927	+ 0.946	10:35:04.118
3 -	1:59.618	+ 1.637	10:27:05.591	8 -	1:58.831	+ 0.850	10:37:02.949
4 -	2:01.763	+ 3.782	10:29:07.354	9 -	1:59.842	+ 1.861	10:39:02.791
5 -	<b>1:57.981</b>		<b>10:31:05.335</b>				
<b>44</b>	<b>Lee HANNAM</b> C Van Diemen RF88						
1 -	1:54.542	+ 2.859	10:22:03.060	6 -	<b>1:51.683</b>		<b>10:31:31.721</b>
2 -	1:53.144	+ 1.461	10:23:56.204	7 -	1:52.183	+ 0.500	10:33:23.904
3 -	1:56.633	+ 4.950	10:25:52.837	8 -	1:55.316	+ 3.633	10:35:19.220
4 -	1:54.424	+ 2.741	10:27:47.261	9 -	1:52.412	+ 0.729	10:37:11.632
5 -	1:52.777	+ 1.094	10:29:40.038	10 -	1:52.625	+ 0.942	10:39:04.257

Oulton Park International  
 Circuit Length = 2.6920 miles  
 Start: 10:18 End: 10:40

Weather / Track : Sunny / Dry

**Creative LED Solutions Club FF NW Championship**  
**QUALIFYING - RACE 4 - LAP ANALYSIS**


<b>46</b>	<b>Stuart DIX</b>		<b>D Reynard Lightning</b>				
1 -	1:54.231	+ 1.559	10:22:03.325	6 -	1:52.782	+ 0.110	10:31:29.957
2 -	1:53.047	+ 0.375	10:23:56.372	7 -	1:53.614	+ 0.942	10:33:23.571
3 -	1:53.951	+ 1.279	10:25:50.323	8 -	1:52.868	+ 0.196	10:35:16.439
4 -	1:53.762	+ 1.090	10:27:44.085	9 -	<b>1:52.672</b>		<b>10:37:09.111</b>
5 -	1:53.090	+ 0.418	10:29:37.175	10 -	1:53.835	+ 1.163	10:39:02.946
<b>50</b>	<b>Ian PARKINGTON</b>		<b>D Reynard FF84</b>				
1 -	1:52.611	+ 2.065	10:21:54.973	6 -	<b>1:50.546</b>		<b>10:31:12.076</b>
2 -	1:51.983	+ 1.437	10:23:46.956	7 -	1:51.887	+ 1.341	10:33:03.963
3 -	1:51.502	+ 0.956	10:25:38.458	8 -	1:51.195	+ 0.649	10:34:55.158
4 -	1:51.370	+ 0.824	10:27:29.828	9 -	1:50.774	+ 0.228	10:36:45.932
5 -	1:51.702	+ 1.156	10:29:21.530	10 -	1:51.296	+ 0.750	10:38:37.228
<b>51</b>	<b>Ian WOOD</b>		<b>B Swift SC94</b>				
1 -	2:00.334	+ 0.906	10:22:55.714	6 -	2:01.495	+ 2.067	10:32:57.954
2 -	1:59.459	+ 0.031	10:24:55.173	7 -	2:02.957	+ 3.529	10:35:00.911
3 -	<b>1:59.428</b>		<b>10:26:54.601</b>	8 -	2:01.000	+ 1.572	10:37:01.911
4 -	2:01.785	+ 2.357	10:28:56.386	9 -	2:00.304	+ 0.876	10:39:02.215
5 -	2:00.073	+ 0.645	10:30:56.459				
<b>52</b>	<b>Trevor MORGAN</b>		<b>D Van Diemen RF86</b>				
1 -	2:01.193	+ 3.563	10:22:31.967	5 -	1:58.335	+ 0.705	10:32:36.677
2 -	1:59.881	+ 2.251	10:24:31.848	6 -	<b>1:57.630</b>		<b>10:34:34.307</b>
3 -	2:06.912 P	+ 9.282	10:26:38.760	7 -	1:57.717	+ 0.087	10:36:32.024
4 -	3:59.582	+ 2:01.952	10:30:38.342	8 -	1:57.947	+ 0.317	10:38:29.971
<b>54</b>	<b>Douglas CROSBIE</b>		<b>A Van Diemen RF00</b>				
1 -	1:51.417	+ 1.641	10:22:32.844	6 -	4:01.882	+ 2:12.106	10:34:04.983
2 -	1:53.645	+ 3.869	10:24:26.489	7 -	1:50.128	+ 0.352	10:35:55.111
3 -	1:50.330	+ 0.554	10:26:16.819	8 -	1:50.256	+ 0.480	10:37:45.367
4 -	<b>1:49.776</b>		<b>10:28:06.595</b>	9 -	1:50.804	+ 1.028	10:39:36.171
5 -	1:56.506 P	+ 6.730	10:30:03.101				
<b>68</b>	<b>William ALTERMAN</b>		<b>C Reynard FF89</b>				
1 -	1:55.283	+ 1.719	10:22:20.113	6 -	1:54.447	+ 0.883	10:31:58.638
2 -	1:58.657	+ 5.093	10:24:18.770	7 -	1:53.716	+ 0.152	10:33:52.354
3 -	1:56.631	+ 3.067	10:26:15.401	8 -	1:53.980	+ 0.416	10:35:46.334
4 -	1:54.688	+ 1.124	10:28:10.089	9 -	<b>1:53.564</b>		<b>10:37:39.898</b>
5 -	1:54.102	+ 0.538	10:30:04.191	10 -	1:55.665	+ 2.101	10:39:35.563
<b>72</b>	<b>Matthew RIDGE</b>		<b>D Van Diemen RF86</b>				
1 -	1:55.742	+ 2.767	10:22:04.465	6 -	1:58.295 P	+ 5.320	10:31:36.826
2 -	<b>1:52.975</b>		<b>10:23:57.440</b>	7 -	3:07.817	+ 1:14.842	10:34:44.643
3 -	1:53.029	+ 0.054	10:25:50.469	8 -	1:54.970	+ 1.995	10:36:39.613
4 -	1:54.695	+ 1.720	10:27:45.164	9 -	1:53.988	+ 1.013	10:38:33.601
5 -	1:53.367	+ 0.392	10:29:38.531				
<b>87</b>	<b>James MITCHELL</b>		<b>C Van Dieman RF88</b>				
1 -	2:00.098	+ 2.869	10:22:27.532	6 -	2:07.091	+ 9.862	10:32:24.658
2 -	1:57.683	+ 0.454	10:24:25.215	7 -	1:58.612	+ 1.383	10:34:23.270
3 -	<b>1:57.229</b>		<b>10:26:22.444</b>	8 -	1:57.636	+ 0.407	10:36:20.906
4 -	1:57.311	+ 0.082	10:28:19.755	9 -	1:57.448	+ 0.219	10:38:18.354
5 -	1:57.812	+ 0.583	10:30:17.567				
<b>91</b>	<b>John MURPHY</b>		<b>A Van Diemen RF99</b>				
1 -	1:54.214	+ 3.588	10:22:25.294	6 -	1:51.052	+ 0.426	10:31:42.372
2 -	1:53.649	+ 3.023	10:24:18.943	7 -	1:51.193	+ 0.567	10:33:33.565
3 -	1:50.778	+ 0.152	10:26:09.721	8 -	1:51.135	+ 0.509	10:35:24.700
4 -	1:50.973	+ 0.347	10:28:00.694	9 -	1:51.574	+ 0.948	10:37:16.274
5 -	<b>1:50.626</b>		<b>10:29:51.320</b>	10 -	1:51.401	+ 0.775	10:39:07.675

Oulton Park International  
Circuit Length = 2.6920 miles  
Start: 10:18 End: 10:40

Weather / Track : Sunny / Dry

# Creative LED Solutions Club FF NW Championship

## RACE 4 - GRID

ROW 16		2:00.537 3 Richard HALL	
ROW 15	1:52.938 9 Jeff HODGSON		1:59.428 51 Ian WOOD
ROW 14		1:51.366 13 Jeremy UNSWORTH	1:52.574 36 Pete BOOKER
ROW 13	1:49.776 54 Douglas CROSBIE		1:50.626 91 John MURPHY
ROW 12		1:49.497 17 Martin SHORT	1:49.692 29 Ian GOUGH
ROW 11	1:48.495 41 Tom BRADSHAW		1:49.319 11 Mike BENNETT
ROW 10	30 Second Delay		30 Second Delay
ROW 9	1:57.981 43 Howard DONE		1 Nigel THOMPSON
ROW 8		1:57.332 23 Alan FINCHAM	1:57.630 52 Trevor MORGAN
ROW 7	1:56.931 21 Barry THOMPSON		1:57.229 87 James MITCHELL
ROW 6		1:54.538 34 Colin WILLIAMS	1:56.850 26 Mike MULLINS
ROW 5	1:53.564 68 William ALTERMAN		1:54.281 2 John WILKINSON
ROW 4		1:53.263 42 Ian ELLIS	1:53.329 8 Mario SARCHET
ROW 3	1:52.672 46 Stuart DIX		1:52.975 72 Matthew RIDGE
ROW 2		1:51.578 7 Nigel DOLAN	1:51.683 44 Lee HANNAM
ROW 1	1:50.546 50 Ian PARKINGTON		1:50.844 0 Kevin DONNELLY
<b>Pole</b>			
			

Oulton Park International  
Circuit Length = 2.6920 miles

**These results are provisional until the conclusion of any judicial and technical matters.**

Clerk of Course :

Timekeeper :

# Creative LED Solutions Club FF NW Championship

## RACE 4 - CLASSIFICATION

POS	NO	CL	NAME	ENTRY	LAPS	TIME	GAP	DIFF	MPH	BEST	ON
1	50	D	Ian PARKINGTON	Reynard FF84	11	20:48.948			85.35	1:52.317	10
2	44	C	Lee HANNAM	Van Diemen RF88	11	20:50.023	1.075	1.075	85.28	1:52.156	10
3	41	B	Tom BRADSHAW		11	20:52.953	4.005	2.930	85.08	1:49.962	9
4	11	B	Mike BENNETT	Swift SC93F	11	20:58.796	9.848	5.843	84.68	1:50.201	5
5	7	D	Nigel DOLAN	Van Diemen RF86	11	21:00.023	11.075	1.227	84.60	1:52.918	4
6	29	A	Ian GOUGH	Ray GRS07	11	21:11.000	22.052	10.977	83.87	1:50.148	5
7	0	C	Kevin DONNELLY	Van Diemen RF88	11	21:14.385	25.437	3.385	83.65	1:51.914	4
8	34	E	Colin WILLIAMS	PRS RH01	11	21:21.270	32.322	6.885	83.20	1:53.927	5
9	68	C	William ALTERMAN	Reynard FF89	11	21:22.039	33.091	0.769	83.15	1:54.979	11
10	72	D	Matthew RIDGE	Van Diemen RF86	11	21:23.734	34.786	1.695	83.04	1:53.872	4
11	91	A	John MURPHY	Van Diemen RF99	11	21:30.553	41.605	6.819	82.60	1:51.512	2
12	13	B	Jeremy UNSWORTH	Swift .	11	21:35.488	46.540	4.935	82.28	1:52.808	6
13	9	A	Jeff HODGSON	Van Diemen RF02	11	21:43.920	54.972	8.432	81.75	1:54.372	3
14	42	C	Ian ELLIS	Reynard FF89	11	21:44.807	55.859	0.887	81.70	1:54.919	9
15	2	D	John WILKINSON	Van Diemen RF86	11	21:46.471	57.523	1.664	81.59	1:55.881	4
16	21	D	Barry THOMPSON	Van Diemen RF86	11	21:47.097	58.149	0.626	81.55	1:56.960	11
17	8	D	Mario SARCHET	Van Diemen RF85	11	21:55.338	1:06.390	8.241	81.04	1:55.723	8
18	36	B	Pete BOOKER	Swift SC95	11	21:57.350	1:08.402	2.012	80.92	1:54.468	3
19	26	D	Mike MULLINS	Van Diemen RF86	11	22:04.222	1:15.274	6.872	80.50	1:56.217	4
20	23	E	Alan FINCHAM	Van Diemen RF80	11	22:13.327	1:24.379	9.105	79.95	1:58.420	6
21	52	D	Trevor MORGAN	Van Diemen RF86	11	22:14.010	1:25.062	0.683	79.91	1:58.999	6
22	87	C	James MITCHELL	Van Dieman RF88	11	22:16.199	1:27.251	2.189	79.78	1:58.879	9
23	43	C	Howard DONE	Van Diemen RF89	11	22:17.719	1:28.771	1.520	79.69	1:58.416	8
24	51	B	Ian WOOD	Swift SC94	10	21:01.030	1 lap	1 lap	76.85	1:58.483	3
25	3	B	Richard HALL	Van Diemen RF92	10	21:16.858	1 lap	15.828	75.89	2:01.171	5

### NOT CLASSIFIED

DNF	54	A	Douglas CROSBIE	Van Diemen RF00	7	13:45.351	4 laps	3 laps	82.19	1:51.215	7
DNF	46	D	Stuart DIX	Reynard Lightning	5	9:41.337	6 laps	2 laps	83.35	1:53.795	4
DNF	17	A	Martin SHORT	Van Diemen RF00	4	8:08.012	7 laps	1 lap	79.43	1:51.841	2
DNF	1	C	Nigel THOMPSON	Van Diemen RF88	1	2:03.213	10 laps	3 laps	78.65		

### FASTEST LAP

29	A	Ian GOUGH	Ray GRS07	5	1:50.148	87.98 mph	141.59 kph
41	B	Tom BRADSHAW		9	1:49.962	88.13 mph	141.83 kph
0	C	Kevin DONNELLY	Van Diemen RF88	4	1:51.914	86.59 mph	139.36 kph
50	D	Ian PARKINGTON	Reynard FF84	10	1:52.317	86.28 mph	138.86 kph
34	E	Colin WILLIAMS	PRS RH01	5	1:53.927	85.06 mph	136.90 kph

Weather / Track : Sunny / Dry

These results are provisional until the conclusion of any judicial and technical matters.

Oulton Park International  
Circuit Length = 2.6920 miles  
Start: 14:47 End: 15:10

Clerk of Course :

Timekeeper :

# Creative LED Solutions Club FF NW Championship

## RACE 4 - LAP CHART

Lap 1			Lap 2			Lap 3			Lap 4			Lap 5		
No	Behind	Laptime	No	Behind	Laptime	No	Behind	Laptime	No	Behind	Laptime	No	Behind	Laptime
50		1:58.316	50		1:53.093	50		1:52.704	50		1:52.588	44		1:53.648
0	0.463	1:58.779	44	0.339	1:52.836	44	0.213	1:52.578	44	0.132	1:52.507	50	0.216	1:53.996
44	0.596	1:58.912	0	1.026	1:53.656	0	1.568	1:53.246	0	0.894	1:51.914	7	2.269	1:53.283
7	1.108	1:59.424	7	2.086	1:54.071	7	2.436	1:53.054	7	2.766	1:52.918	46	10.856	1:55.095
46	3.302	2:01.618	46	5.979	1:55.770	46	8.334	1:55.059	46	9.541	1:53.795	72	10.990	1:54.766
72	3.408	2:01.724	72	6.029	1:55.714	72	8.720	1:55.395	72	10.004	1:53.872	0	11.293	2:04.179
1	4.897	2:03.213	34	9.826	1:56.240	34	11.348	1:54.226	34	12.694	1:53.934	34	12.841	1:53.927
34	6.679	2:04.995	68	10.929	1:57.087	68	14.154	1:55.929	68	16.603	1:55.037	41	16.930	1:49.979
68	6.935	2:05.251	21	14.203	1:58.478	21	19.281	1:57.782	41	20.731	1:50.392	68	18.207	1:55.384
21	8.818	2:07.134	52	19.833	2:01.431	41	22.927	1:51.742	11	23.021	1:50.895	11	19.442	1:50.201
2	11.297	2:09.613	2	20.046	2:01.842	2	24.528	1:57.186	21	23.968	1:57.275	29	20.362	1:50.148
52	11.495	2:09.811	26	20.317	2:00.964	11	24.714	1:52.088	29	23.994	1:50.850	21	27.883	1:57.695
26	12.446	2:10.762	23	20.459	2:00.889	29	25.732	1:52.345	2	27.821	1:55.881	54	30.835	1:53.165
23	12.663	2:10.979	43	20.977	2:00.369	26	25.738	1:58.125	26	29.367	1:56.217	2	30.840	1:56.799
43	13.701	2:12.017	41	23.889	1:50.141	52	29.256	2:02.127	17	31.311	1:53.834	26	33.040	1:57.453
87	16.313	2:14.629	8	24.593	1:56.071	8	29.695	1:57.806	54	31.450	1:53.853	91	36.588	1:58.349
8	21.615	2:19.931	87	24.759	2:01.539	42	29.894	1:57.690	91	32.019	1:53.332	13	37.017	1:53.529
42	22.095	2:20.411	42	24.908	1:55.906	23	30.041	2:02.286	13	37.268	1:55.873	9	40.656	1:55.851
41	26.841	2:25.157	11	25.330	1:50.589	17	30.065	1:54.278	52	37.564	2:00.896	42	41.916	1:57.274
11	27.834	2:26.150	29	26.091	1:50.730	54	30.185	1:54.253	8	38.344	2:01.237	8	42.193	1:57.629
29	28.454	2:26.770	17	28.491	1:51.841	91	31.275	1:54.991	42	38.422	2:01.116	52	44.852	2:01.068
17	29.743	2:28.059	54	28.636	1:51.640	43	33.870	2:05.597	9	38.585	1:54.848	36	45.433	1:56.596
54	30.089	2:28.405	91	28.988	1:51.512	13	33.983	1:53.845	23	38.833	2:01.380	23	45.890	2:00.837
91	30.569	2:28.885	13	32.842	1:54.284	87	34.818	2:02.763	36	42.617	1:57.218	87	51.097	2:00.361
13	31.651	2:29.967	9	34.657	1:54.473	9	36.325	1:54.372	43	44.426	2:03.144	43	52.412	2:01.766
9	33.277	2:31.593	36	36.223	1:54.567	36	37.987	1:54.468	87	44.516	2:02.286	51	1:06.088	2:01.691
36	34.749	2:33.065	51	45.046	1:59.210	51	50.825	1:58.483	51	58.177	1:59.940	3	1:18.865	2:01.171
51	38.929	2:37.245	3	53.359	2:04.342	3	1:02.123	2:01.468	3	1:11.474	2:01.939			
3	42.110	2:40.426												

# Creative LED Solutions Club FF NW Championship

## RACE 4 - LAP CHART

Lap 6			Lap 7			Lap 8			Lap 9			Lap 10		
No	Behind	Laptime	No	Behind	Laptime	No	Behind	Laptime	No	Behind	Laptime	No	Behind	Laptime
44		1:53.132	50		1:52.812	50		1:53.258	50		1:53.304	50		1:52.317
50	0.121	1:53.037	44	0.073	1:53.006	44	0.336	1:53.521	44	0.689	1:53.657	44	0.528	1:52.156
7	3.431	1:54.294	7	4.032	1:53.534	7	4.452	1:53.678	7	5.604	1:54.456	41	5.408	1:50.936
0	11.634	1:53.473	0	11.968	1:53.267	41	10.131	1:51.248	41	6.789	1:49.962	7	8.780	1:55.493
72	13.691	1:55.833	41	12.141	1:50.574	0	12.193	1:53.483	11	12.463	1:51.507	11	11.025	1:50.879
41	14.500	1:50.702	11	16.384	1:51.462	11	14.260	1:51.134	29	12.620	1:51.508	29	11.945	1:51.642
34	14.556	1:54.847	34	16.399	1:54.776	29	14.416	1:50.785	0	13.666	1:54.777	3	1 LAP	2:08.412
11	17.855	1:51.545	29	16.889	1:51.786	34	19.990	1:56.849	72	25.435	1:57.842	0	14.145	1:52.796
29	18.036	1:50.806	72	17.233	1:56.475	72	20.897	1:56.922	34	25.482	1:58.796	34	30.014	1:56.849
68	20.486	1:55.411	68	23.473	1:55.920	68	26.061	1:55.846	68	28.581	1:55.824	72	30.474	1:57.356
54	30.523	1:52.820	54	28.805	1:51.215	91	36.757	1:53.375	91	37.224	1:53.771	68	31.635	1:55.371
21	32.689	1:57.938	91	36.640	1:53.392	13	41.312	1:54.284	13	42.185	1:54.177	91	39.342	1:54.435
2	35.207	1:57.499	21	38.353	1:58.597	2	43.585	1:57.378	2	47.944	1:57.663	13	44.204	1:54.336
91	36.181	1:52.725	2	39.465	1:57.191	21	43.921	1:58.826	21	48.215	1:57.598	2	52.916	1:57.289
13	36.693	1:52.808	13	40.286	1:56.526	9	47.985	1:55.946	9	50.246	1:55.565	9	53.156	1:55.227
26	38.593	1:58.685	26	44.330	1:58.670	42	49.083	1:55.593	42	50.698	1:54.919	42	54.123	1:55.742
9	42.798	1:55.274	9	45.297	1:55.432	26	53.777	2:02.705	8	58.138	1:56.515	21	54.712	1:58.814
42	44.310	1:55.526	42	46.748	1:55.371	8	54.927	1:55.723	26	59.368	1:58.895	8	1:02.437	1:56.616
8	44.902	1:55.841	8	52.462	2:00.493	36	57.917	1:55.914	36	1:00.846	1:56.233	36	1:05.094	1:56.565
52	50.719	1:58.999	36	55.261	1:57.329	23	1:03.441	1:59.406	23	1:09.668	1:59.531	26	1:06.218	1:59.167
36	50.865	1:58.564	52	56.788	1:59.002	52	1:04.019	2:00.489	52	1:10.526	1:59.811	52	1:17.494	1:59.285
23	51.178	1:58.420	23	57.293	1:59.048	87	1:09.499	1:59.112	87	1:15.074	1:58.879	23	1:17.687	2:00.336
87	57.540	1:59.575	87	1:03.645	1:59.038	43	1:10.054	1:58.416	43	1:15.456	1:58.706	87	1:21.809	1:59.052
43	59.045	1:59.765	43	1:04.896	1:58.784	51	1:37.141	2:04.506	51	1:48.291	2:04.454	43	1:23.103	1:59.964
51	1:15.199	2:02.243	51	1:25.893	2:03.627	3	1:50.529	2:03.612						
3	1:30.124	2:04.391	3	1:40.175	2:02.984									

Oulton Park International  
 Circuit Length = 2.6920 miles  
 Start: 14:47 End: 15:10

**Creative LED Solutions Club FF NW Championship  
RACE 4 - LAP CHART**

Lap 11		
No	Behind	Laptime
50		1:53.523
44	1.075	1:54.070
41	4.005	1:52.120
11	9.848	1:52.346
7	11.075	1:55.818
51	1 LAP	2:09.631
29	22.052	2:03.630
0	25.437	2:04.815
3	1 LAP	2:08.113
34	32.322	1:55.831
68	33.091	1:54.979
72	34.786	1:57.835
91	41.605	1:55.786
13	46.540	1:55.859
9	54.972	1:55.339
42	55.859	1:55.259
2	57.523	1:58.130
21	58.149	1:56.960
8	1:06.390	1:57.476
36	1:08.402	1:56.831
26	1:15.274	2:02.579
23	1:24.379	2:00.215
52	1:25.062	2:01.091
87	1:27.251	1:58.965
43	1:28.771	1:59.191

# BRSCC Super Mighty Mini Championship

## QUALIFYING - RACE 5 - CLASSIFICATION

POS	NO	CL	NAME	ENTRY	TIME	ON	LAPS	GAP	DIFF	MPH
1	51		<b>Elliot STAFFORD</b>	Super Mighty Mini	<b>2:10.099</b>	8	8			74.49
2	8		<b>Scott KENDALL</b>	Super Mighty Mini	<b>2:10.661</b>	7	8	<b>0.562</b>	0.562	74.17
3	11		<b>Neven KIRKPATRICK</b>	Super Mighty Mini	<b>2:10.749</b>	8	8	<b>0.650</b>	0.088	74.12
4	90		<b>Nigel PIKE</b>	Super Mighty Mini	<b>2:11.067</b>	8	8	<b>0.968</b>	0.318	73.94
5	44		<b>Ben SEYFRIED</b>	Super Mighty Mini	<b>2:11.251</b>	4	8	<b>1.152</b>	0.184	73.83
6	1		<b>Patrick FORD</b>	Super Mighty Mini	<b>2:11.281</b>	8	8	<b>1.182</b>	0.030	73.82
7	10		<b>David KIRKPATRICK</b>	Super Mighty Mini	<b>2:11.346</b>	6	8	<b>1.247</b>	0.065	73.78
8	77		<b>Peter CREWES</b>	Super Mighty Mini	<b>2:11.359</b>	6	8	<b>1.260</b>	0.013	73.77
9	6		<b>Mark JONES</b>	Super Mighty Mini	<b>2:11.361</b>	3	8	<b>1.262</b>	0.002	73.77
10	12		<b>James YOUNG</b>	Super Mighty Mini	<b>2:11.951</b>	6	8	<b>1.852</b>	0.590	73.44
11	71		<b>Tim HARBER</b>	Super Mighty Mini	<b>2:12.237</b>	6	8	<b>2.138</b>	0.286	73.28
12	68		<b>David HALE</b>	Super Mighty Mini	<b>2:12.676</b>	7	8	<b>2.577</b>	0.439	73.04
13	15		<b>Neil SLARK</b>	Super Mighty Mini	<b>2:12.830</b>	4	8	<b>2.731</b>	0.154	72.96
14	41		<b>Alex COMIS</b>	Super Mighty Mini	<b>2:12.869</b>	8	8	<b>2.770</b>	0.039	72.93
15	33		<b>Neil FEARNLEY</b>	Super Mighty Mini	<b>2:14.080</b>	8	8	<b>3.981</b>	1.211	72.27
16	66		<b>Caroline GILBERT</b>	Super Mighty Mini	<b>2:18.602</b>	8	8	<b>8.503</b>	4.522	69.92

Weather / Track : Sunny / Dry

These results are provisional until the conclusion of any judicial and technical matters.

Oulton Park International  
 Circuit Length = 2.6920 miles  
 Start: 10:46 End: 11:08

Clerk of Course :

Timekeeper :

# BRSCC Super Mighty Mini Championship

## QUALIFYING - RACE 5 - LAP ANALYSIS

<b>1</b>	<b>Patrick FORD</b> Super Mighty Mini						
1 -	2:29.205	+ 17.924	10:51:11.769	5 -	2:11.985	+ 0.704	11:00:09.784
2 -	2:13.439	+ 2.158	10:53:25.208	6 -	2:11.553	+ 0.272	11:02:21.337
3 -	2:20.146	+ 8.865	10:55:45.354	7 -	2:11.585	+ 0.304	11:04:32.922
4 -	2:12.445	+ 1.164	10:57:57.799	8 -	<b>2:11.281</b>		<b>11:06:44.203</b>
<b>6</b>	<b>Mark JONES</b> Super Mighty Mini						
1 -	2:21.022	+ 9.661	10:51:35.065	5 -	2:11.550	+ 0.189	11:00:38.713
2 -	2:28.935	+ 17.574	10:54:04.000	6 -	2:14.212	+ 2.851	11:02:52.925
3 -	<b>2:11.361</b>		<b>10:56:15.361</b>	7 -	2:11.928	+ 0.567	11:05:04.853
4 -	2:11.802	+ 0.441	10:58:27.163	8 -	2:14.026	+ 2.665	11:07:18.879
<b>8</b>	<b>Scott KENDALL</b> Super Mighty Mini						
1 -	2:19.782	+ 9.121	10:51:33.198	5 -	2:10.806	+ 0.145	11:00:36.553
2 -	2:29.985	+ 19.324	10:54:03.183	6 -	2:10.877	+ 0.216	11:02:47.430
3 -	2:11.460	+ 0.799	10:56:14.643	7 -	<b>2:10.661</b>		<b>11:04:58.091</b>
4 -	2:11.104	+ 0.443	10:58:25.747	8 -	2:11.216	+ 0.555	11:07:09.307
<b>10</b>	<b>David KIRKPATRICK</b> Super Mighty Mini						
1 -	2:13.147	+ 1.801	10:50:51.045	5 -	2:12.504	+ 1.158	10:59:39.054
2 -	2:11.857	+ 0.511	10:53:02.902	6 -	<b>2:11.346</b>		<b>11:01:50.400</b>
3 -	2:11.674	+ 0.328	10:55:14.576	7 -	2:11.458	+ 0.112	11:04:01.858
4 -	2:11.974	+ 0.628	10:57:26.550	8 -	2:11.752	+ 0.406	11:06:13.610
<b>11</b>	<b>Neven KIRKPATRICK</b> Super Mighty Mini						
1 -	2:13.712	+ 2.963	10:50:51.149	5 -	2:11.219	+ 0.470	10:59:37.934
2 -	2:11.402	+ 0.653	10:53:02.551	6 -	2:11.715	+ 0.966	11:01:49.649
3 -	2:12.354	+ 1.605	10:55:14.905	7 -	2:13.799	+ 3.050	11:04:03.448
4 -	2:11.810	+ 1.061	10:57:26.715	8 -	<b>2:10.749</b>		<b>11:06:14.197</b>
<b>12</b>	<b>James YOUNG</b> Super Mighty Mini						
1 -	2:23.190	+ 11.239	10:51:26.834	5 -	2:12.393	+ 0.442	11:00:20.868
2 -	2:14.769	+ 2.818	10:53:41.603	6 -	<b>2:11.951</b>		<b>11:02:32.819</b>
3 -	2:13.821	+ 1.870	10:55:55.424	7 -	2:12.576	+ 0.625	11:04:45.395
4 -	2:13.051	+ 1.100	10:58:08.475	8 -	2:13.006	+ 1.055	11:06:58.401
<b>15</b>	<b>Neil SLARK</b> Super Mighty Mini						
1 -	2:19.221	+ 6.391	10:51:22.596	5 -	2:13.459	+ 0.629	11:00:16.281
2 -	2:14.021	+ 1.191	10:53:36.617	6 -	2:13.854	+ 1.024	11:02:30.135
3 -	2:13.375	+ 0.545	10:55:49.992	7 -	2:15.800	+ 2.970	11:04:45.935
4 -	<b>2:12.830</b>		<b>10:58:02.822</b>	8 -	2:29.143	+ 16.313	11:07:15.078
<b>33</b>	<b>Neil FEARNLEY</b> Super Mighty Mini						
1 -	2:16.607	+ 2.527	10:51:06.727	5 -	2:16.740	+ 2.660	11:00:13.754
2 -	2:16.206	+ 2.126	10:53:22.933	6 -	2:16.725	+ 2.645	11:02:30.479
3 -	2:17.117	+ 3.037	10:55:40.050	7 -	2:15.959	+ 1.879	11:04:46.438
4 -	2:16.964	+ 2.884	10:57:57.014	8 -	<b>2:14.080</b>		<b>11:07:00.518</b>
<b>41</b>	<b>Alex COMIS</b> Super Mighty Mini						
1 -	2:23.563	+ 10.694	10:51:26.035	5 -	2:14.069	+ 1.200	11:00:30.179
2 -	2:19.251	+ 6.382	10:53:45.286	6 -	2:15.778	+ 2.909	11:02:45.957
3 -	2:15.996	+ 3.127	10:56:01.282	7 -	2:13.043	+ 0.174	11:04:59.000
4 -	2:14.828	+ 1.959	10:58:16.110	8 -	<b>2:12.869</b>		<b>11:07:11.869</b>
<b>44</b>	<b>Ben SEYFRIED</b> Super Mighty Mini						
1 -	2:18.702	+ 7.451	10:51:33.573	5 -	2:12.384	+ 1.133	11:00:29.558
2 -	2:20.097	+ 8.846	10:53:53.670	6 -	2:23.762	+ 12.511	11:02:53.320
3 -	2:12.253	+ 1.002	10:56:05.923	7 -	2:11.737	+ 0.486	11:05:05.057
4 -	<b>2:11.251</b>		<b>10:58:17.174</b>	8 -	2:11.973	+ 0.722	11:07:17.030
<b>51</b>	<b>Elliot STAFFORD</b> Super Mighty Mini						
1 -	2:11.309	+ 1.210	10:50:43.186	5 -	2:10.451	+ 0.352	10:59:38.663

Oulton Park International  
Circuit Length = 2.6920 miles  
Start: 10:46 End: 11:08

Weather / Track : Sunny / Dry

## BRSCC Super Mighty Mini Championship

### QUALIFYING - RACE 5 - LAP ANALYSIS

2 -	2:10.576	+ 0.477	10:52:53.762	6 -	2:10.501	+ 0.402	11:01:49.164	
3 -	2:10.455	+ 0.356	10:55:04.217	7 -	2:13.703	+ 3.604	11:04:02.867	
4 -	2:23.995	+ 13.896	10:57:28.212	8 -	<b>2:10.099</b>		<b>11:06:12.966</b>	
<b>66</b>	<b>Caroline GILBERT</b>		<b>Super Mighty Mini</b>					
1 -	2:24.248	+ 5.646	10:51:28.067	5 -	2:20.183	+ 1.581	11:00:52.449	
2 -	2:20.970	+ 2.368	10:53:49.037	6 -	2:19.116	+ 0.514	11:03:11.565	
3 -	2:21.512	+ 2.910	10:56:10.549	7 -	2:19.682	+ 1.080	11:05:31.247	
4 -	2:21.717	+ 3.115	10:58:32.266	8 -	<b>2:18.602</b>		<b>11:07:49.849</b>	
<b>68</b>	<b>David HALE</b>		<b>Super Mighty Mini</b>					
1 -	2:19.200	+ 6.524	10:51:23.532	5 -	2:13.585	+ 0.909	11:00:19.904	
2 -	2:14.654	+ 1.978	10:53:38.186	6 -	2:14.426	+ 1.750	11:02:34.330	
3 -	2:14.238	+ 1.562	10:55:52.424	7 -	<b>2:12.676</b>		<b>11:04:47.006</b>	
4 -	2:13.895	+ 1.219	10:58:06.319	8 -	2:13.737	+ 1.061	11:07:00.743	
<b>71</b>	<b>Tim HARBER</b>		<b>Super Mighty Mini</b>					
1 -	2:14.924	+ 2.687	10:51:02.781	5 -	2:12.267	+ 0.030	10:59:54.560	
2 -	2:14.036	+ 1.799	10:53:16.817	6 -	<b>2:12.237</b>		<b>11:02:06.797</b>	
3 -	2:12.850	+ 0.613	10:55:29.667	7 -	2:12.248	+ 0.011	11:04:19.045	
4 -	2:12.626	+ 0.389	10:57:42.293	8 -	2:12.581	+ 0.344	11:06:31.626	
<b>77</b>	<b>Peter CREWES</b>		<b>Super Mighty Mini</b>					
1 -	2:14.872	+ 3.513	10:51:02.114	5 -	2:14.237	+ 2.878	10:59:53.723	
2 -	2:13.145	+ 1.786	10:53:15.259	6 -	<b>2:11.359</b>		<b>11:02:05.082</b>	
3 -	2:12.274	+ 0.915	10:55:27.533	7 -	2:11.610	+ 0.251	11:04:16.692	
4 -	2:11.953	+ 0.594	10:57:39.486	8 -	2:11.455	+ 0.096	11:06:28.147	
<b>90</b>	<b>Nigel PIKE</b>		<b>Super Mighty Mini</b>					
1 -	2:14.792	+ 3.725	10:51:01.842	5 -	2:12.690	+ 1.623	10:59:52.580	
2 -	2:13.811	+ 2.744	10:53:15.653	6 -	2:13.360	+ 2.293	11:02:05.940	
3 -	2:12.448	+ 1.381	10:55:28.101	7 -	2:11.876	+ 0.809	11:04:17.816	
4 -	2:11.789	+ 0.722	10:57:39.890	8 -	<b>2:11.067</b>		<b>11:06:28.883</b>	

# BRSCC Super Mighty Mini Championship

## RACE 5 - GRID - AMENDED

ROW 9	49	Roger PHILLIPS		
ROW 8		2:14.080	33	Neil FEARNLEY
				2:18.602
			66	Caroline GILBERT
ROW 7		2:12.830	15	Neil SLARK
				2:12.869
			41	Alex COMIS
ROW 6		2:12.237	71	Tim HARBER
				2:12.676
			68	David HALE
ROW 5		2:11.361	6	Mark JONES
				2:11.951
			12	James YOUNG
ROW 4		2:11.346	10	David KIRKPATRICK
				2:11.359
			77	Peter CREWES
ROW 3		2:11.251	44	Ben SEYFRIED
				2:11.281
			1	Patrick FORD
ROW 2		2:10.749	11	Neven KIRKPATRICK
				2:11.067
			90	Nigel PIKE
ROW 1		2:10.099	51	Elliot STAFFORD
				2:10.661
			8	Scott KENDALL
<b>Pole</b>				

Oulton Park International  
Circuit Length = 2.6920 miles

**These results are provisional until the conclusion of any judicial and technical matters.**

Clerk of Course :		Timekeeper :
-------------------	--	--------------

# BRSCC Super Mighty Mini Championship

## RACE 5 - CLASSIFICATION

POS	NO	CL	NAME	ENTRY	LAPS	TIME	GAP	DIFF	MPH	BEST	ON
1	51		<b>Elliot STAFFORD</b>	Super Mighty Mini	9	19:56.327			72.90	2:11.367	9
2	8		<b>Scott KENDALL</b>	Super Mighty Mini	9	19:56.882	<b>0.555</b>	0.555	72.87	2:11.634	2
3	44		<b>Ben SEYFRIED</b>	Super Mighty Mini	9	19:59.446	<b>3.119</b>	2.564	72.71	2:11.341	3
4	11		<b>Neven KIRKPATRICK</b>	Super Mighty Mini	9	20:01.321	<b>4.994</b>	1.875	72.60	2:11.777	3
5	77		<b>Peter CREWES</b>	Super Mighty Mini	9	20:04.349	<b>8.022</b>	3.028	72.42	2:10.987	4
6	6		<b>Mark JONES</b>	Super Mighty Mini	9	20:05.296	<b>8.969</b>	0.947	72.36	2:12.069	7
7	12		<b>James YOUNG</b>	Super Mighty Mini	9	20:05.447	<b>9.120</b>	0.151	72.35	2:12.361	2
8	90		<b>Nigel PIKE</b>	Super Mighty Mini	9	20:06.185	<b>9.858</b>	0.738	72.31	2:11.489	7
9	71		<b>Tim HARBER</b>	Super Mighty Mini	9	20:09.462	<b>13.135</b>	3.277	72.11	2:12.262	7
10	1		<b>Patrick FORD</b>	Super Mighty Mini	9	20:14.521	<b>18.194</b>	5.059	71.81	2:11.363	3
11	68		<b>David HALE</b>	Super Mighty Mini	9	20:18.311	<b>21.984</b>	3.790	71.59	2:13.490	7
12	49		<b>Roger PHILLIPS</b>	Super Mighty Mini	9	20:18.405	<b>22.078</b>	0.094	71.58	2:13.451	8
13	33		<b>Neil FEARNLEY</b>	Super Mighty Mini	9	20:21.542	<b>25.215</b>	3.137	71.40	2:13.354	2
14	41		<b>Alex COMIS</b>	Super Mighty Mini	9	20:24.643	<b>28.316</b>	3.101	71.22	2:13.550	6
15	66		<b>Caroline GILBERT</b>	Super Mighty Mini	9	20:47.896	<b>51.569</b>	23.253	69.89	2:17.142	6
16	15		<b>Neil SLARK</b>	Super Mighty Mini	9	20:50.048	<b>53.721</b>	2.152	69.77	2:13.512	9
NOT CLASSIFIED											
DNF	10		<b>David KIRKPATRICK</b>	Super Mighty Mini	5	11:15.348	<b>4 laps</b>	4 laps	71.75	2:12.449	4
DNF	9		<b>Bob BENNETTS</b>	Super Mighty Mini	0						
FASTEST LAP											
	77		<b>Peter CREWES</b>	Super Mighty Mini	4	2:10.987		73.98 mph		119.07 kph	

Weather / Track : Sunny / Dry

These results are provisional until the conclusion of any judicial and technical matters.

Oulton Park International  
Circuit Length = 2.6920 miles  
Start: 15:26 End: 15:47

Clerk of Course :		Timekeeper :
-------------------	--	--------------

# BRSCC Super Mighty Mini Championship

## RACE 5 - LAP CHART

Lap 1			Lap 2			Lap 3			Lap 4			Lap 5		
No	Behind	Laptime	No	Behind	Laptime	No	Behind	Laptime	No	Behind	Laptime	No	Behind	Laptime
51		2:18.181	51		2:11.548	51		2:11.968	51		2:12.103	51		2:12.728
8	0.120	2:18.301	8	0.206	2:11.634	8	0.082	2:11.844	11	0.314	2:11.930	11	0.159	2:12.573
11	0.390	2:18.571	11	0.678	2:11.836	11	0.487	2:11.777	8	0.513	2:12.534	8	0.276	2:12.491
90	1.073	2:19.254	1	1.438	2:11.395	1	0.833	2:11.363	1	0.838	2:12.108	44	2.794	2:14.032
1	1.591	2:19.772	90	1.691	2:12.166	90	1.232	2:11.509	90	1.209	2:12.080	90	2.941	2:14.460
44	2.181	2:20.362	44	2.426	2:11.793	44	1.799	2:11.341	44	1.490	2:11.794	12	6.117	2:14.145
10	2.364	2:20.545	12	3.421	2:12.361	12	4.006	2:12.553	12	4.700	2:12.797	77	6.419	2:13.129
12	2.608	2:20.789	77	4.027	2:12.693	77	7.134	2:15.075	77	6.018	2:10.987	10	8.820	2:13.340
77	2.882	2:21.063	10	4.225	2:13.409	6	7.611	2:14.844	10	8.208	2:12.449	6	9.194	2:13.525
6	3.520	2:21.701	6	4.735	2:12.763	10	7.862	2:15.605	6	8.397	2:12.889	71	10.179	2:13.450
41	5.206	2:23.387	71	7.574	2:13.391	71	8.764	2:13.158	71	9.457	2:12.796	49	17.227	2:16.808
49	5.416	2:23.597	49	7.823	2:13.955	49	11.183	2:15.328	49	13.147	2:14.067	68	17.356	2:16.678
71	5.731	2:23.912	41	8.628	2:14.970	68	11.366	2:14.599	68	13.406	2:14.143	1	17.527	2:29.417
68	5.902	2:24.083	68	8.735	2:14.381	41	11.617	2:14.957	41	13.742	2:14.228	33	18.608	2:17.530
33	7.541	2:25.722	33	9.347	2:13.354	33	12.034	2:14.655	33	13.806	2:13.875	41	19.054	2:18.040
66	8.939	2:27.120	66	15.509	2:18.118	66	21.530	2:17.989	66	26.865	2:17.438	66	31.289	2:17.152
15	32.899	2:51.080	15	36.972	2:15.621	15	40.438	2:15.434	15	43.569	2:15.234	15	45.858	2:15.017

**BRSCC Super Mighty Mini Championship**  
**RACE 5 - LAP CHART**

Lap 6			Lap 7			Lap 8			Lap 9		
No	Behind	Laptime	No	Behind	Laptime	No	Behind	Laptime	No	Behind	Laptime
11		2:12.570	8		2:12.758	8		2:11.980	51		2:11.367
8	0.083	2:12.536	11	0.223	2:13.064	11	0.703	2:12.460	8	0.555	2:12.804
51	0.366	2:13.095	51	0.369	2:12.844	51	0.882	2:12.493	44	3.119	2:13.755
44	1.827	2:11.762	44	0.464	2:11.478	90	1.367	2:12.069	11	4.994	2:16.540
90	2.630	2:12.418	90	1.278	2:11.489	44	1.613	2:13.129	77	8.022	2:14.351
77	6.594	2:12.904	77	5.904	2:12.151	77	5.920	2:11.996	6	8.969	2:13.249
12	7.088	2:13.700	12	7.100	2:12.853	12	7.789	2:12.669	12	9.120	2:13.580
6	8.614	2:12.149	6	7.842	2:12.069	6	7.969	2:12.107	90	9.858	2:20.740
71	10.811	2:13.361	71	10.232	2:12.262	71	11.586	2:13.334	71	13.135	2:13.798
1	17.562	2:12.764	1	17.386	2:12.665	1	17.617	2:12.211	1	18.194	2:12.826
49	18.182	2:13.684	49	18.897	2:13.556	49	20.368	2:13.451	68	21.984	2:13.680
68	18.370	2:13.743	68	19.019	2:13.490	68	20.553	2:13.514	49	22.078	2:13.959
33	19.547	2:13.668	33	20.538	2:13.832	33	22.659	2:14.101	33	25.215	2:14.805
41	19.875	2:13.550	41	21.072	2:14.038	41	23.688	2:14.596	41	28.316	2:16.877
66	35.702	2:17.142	66	40.282	2:17.421	66	46.115	2:17.813	66	51.569	2:17.703
15	48.447	2:15.318	15	50.387	2:14.781	15	52.458	2:14.051	15	53.721	2:13.512

# BRSCC Mighty Mini Championship

## QUALIFYING - RACE 6 - CLASSIFICATION - AMENDED

POS	NO	CL	NAME	ENTRY	TIME	ON	LAPS	GAP	DIFF	MPH
1	42		Chris MORGAN	Mighty Mini	2:18.433	2	8			70.00
2	11		Ian SLARK	Mighty Mini	2:18.612	7	8	0.179	0.179	69.91
3	48		James LYFORD	Mighty Mini	2:19.130	4	5	0.697	0.518	69.65
4	27		Matt PINNY	Mighty Mini	2:20.036	8	8	1.603	0.906	69.20
5	6		Peter BONAS	Mighty Mini	2:21.102	8	8	2.669	1.066	68.68
6	76		Jo POLLEY	Mighty Mini	2:21.375	4	8	2.942	0.273	68.55
7	20		Ben van den BOS	Mighty Mini	2:21.530	6	8	3.097	0.155	68.47
8	24		Louise INCH	Mighty Mini	2:21.590	2	4	3.157	0.060	68.44
9	77		Dan PALMER	Mighty Mini	2:22.055	6	8	3.622	0.465	68.22
10	69		Michael DRYDEN	Mighty Mini	2:22.230	8	8	3.797	0.175	68.13
11	51		Will SMITH	Mighty Mini	2:23.602	4	8	5.169	1.372	67.48
12	79		Wesley DUNFORD	Mighty Mini	2:23.681	3	7	5.248	0.079	67.45
13	73		Steve MILES	Mighty Mini	2:23.775	5	8	5.342	0.094	67.40
14	22		Verity PHILLIPS	Mighty Mini	2:23.848	1	8	5.415	0.073	67.37
15	7		James PALMER	Mighty Mini	2:23.854	2	8	5.421	0.006	67.36
16	5		Christine HOLMES	Mighty Mini	2:23.917	6	8	5.484	0.063	67.33
17	78		Charlie BRISKER	Mighty Mini	2:24.648	5	7	6.215	0.731	66.99
18	28		Stephen ROSE	Mighty Mini	2:24.976	5	7	6.543	0.328	66.84
19	33		Thomas MOSELEY	Mighty Mini	2:28.001	1	2	9.568	3.025	65.48
20	50		Matt HAMMON	Mighty Mini	2:28.115	7	7	9.682	0.114	65.43
21	32		Holly REID	Mighty Mini	2:28.228	6	7	9.795	0.113	65.38
22	16		Sheila HASSALL	Mighty Mini	2:41.426	7	7	22.993	13.198	60.03

Car 22 Please fit timing transponder

Weather / Track : Sunny / Dry

These results are provisional until the conclusion of any judicial and technical matters.

Oulton Park International  
Circuit Length = 2.6920 miles  
Start: 11:12 End: 11:34

Clerk of Course :

Timekeeper :

# BRSCC Mighty Mini Championship

## QUALIFYING - RACE 6 - LAP ANALYSIS

<b>5</b>	<b>Christine HOLMES</b>		<b>Mighty Mini</b>				
1 -	2:26.602	+ 2.685	11:17:21.512	5 -	2:26.924	+ 3.007	11:27:09.683
2 -	2:27.521	+ 3.604	11:19:49.033	6 -	<b>2:23.917</b>		<b>11:29:33.600</b>
3 -	2:24.883	+ 0.966	11:22:13.916	7 -	2:24.494	+ 0.577	11:31:58.094
4 -	2:28.843	+ 4.926	11:24:42.759	8 -	2:24.381	+ 0.464	11:34:22.475
<b>6</b>	<b>Peter BONAS</b>		<b>Mighty Mini</b>				
1 -	2:25.379	+ 4.277	11:17:03.967	5 -	2:22.457	+ 1.355	11:26:35.946
2 -	2:25.604	+ 4.502	11:19:29.571	6 -	2:22.879	+ 1.777	11:28:58.825
3 -	2:22.497	+ 1.395	11:21:52.068	7 -	2:24.643	+ 3.541	11:31:23.468
4 -	2:21.421	+ 0.319	11:24:13.489	8 -	<b>2:21.102</b>		<b>11:33:44.570</b>
<b>7</b>	<b>James PALMER</b>		<b>Mighty Mini</b>				
1 -	2:24.218	+ 0.364	11:16:59.127	5 -	2:25.589	+ 1.735	11:26:37.579
2 -	<b>2:23.854</b>		<b>11:19:22.981</b>	6 -	2:25.771	+ 1.917	11:29:03.350
3 -	2:24.746	+ 0.892	11:21:47.727	7 -	2:26.984	+ 3.130	11:31:30.334
4 -	2:24.263	+ 0.409	11:24:11.990	8 -	2:26.296	+ 2.442	11:33:56.630
<b>11</b>	<b>Ian SLARK</b>		<b>Mighty Mini</b>				
1 -	2:20.572	+ 1.960	11:16:53.560	5 -	2:18.645	+ 0.033	11:26:13.792
2 -	2:19.961	+ 1.349	11:19:13.521	6 -	2:20.052	+ 1.440	11:28:33.844
3 -	2:21.267	+ 2.655	11:21:34.788	7 -	<b>2:18.612</b>		<b>11:30:52.456</b>
4 -	2:20.359	+ 1.747	11:23:55.147	8 -	2:18.695	+ 0.083	11:33:11.151
<b>16</b>	<b>Sheila HASSALL</b>		<b>Mighty Mini</b>				
1 -	2:45.050	+ 3.624	11:17:46.794	5 -	2:46.758	+ 5.332	11:28:49.390
2 -	2:43.569	+ 2.143	11:20:30.363	6 -	2:44.812	+ 3.386	11:31:34.202
3 -	2:45.935	+ 4.509	11:23:16.298	7 -	<b>2:41.426</b>		<b>11:34:15.628</b>
4 -	2:46.334	+ 4.908	11:26:02.632				
<b>20</b>	<b>Ben van den BOS</b>		<b>Mighty Mini</b>				
1 -	2:25.404	+ 3.874	11:17:03.249	5 -	2:22.813	+ 1.283	11:26:37.134
2 -	2:26.432	+ 4.902	11:19:29.681	6 -	<b>2:21.530</b>		<b>11:28:58.664</b>
3 -	2:23.008	+ 1.478	11:21:52.689	7 -	2:22.985	+ 1.455	11:31:21.649
4 -	2:21.632	+ 0.102	11:24:14.321	8 -	2:23.224	+ 1.694	11:33:44.873
<b>22</b>	<b>Verity PHILLIPS</b>		<b>Mighty Mini</b>				
1 -	<b>2:23.848</b>		<b>11:17:04.437</b>	5 -	2:23.939	+ 0.091	11:26:46.862
2 -	2:27.950	+ 4.102	11:19:32.387	6 -	2:26.100	+ 2.252	11:29:12.962
3 -	2:24.866	+ 1.018	11:21:57.253	7 -	2:26.519	+ 2.671	11:31:39.481
4 -	2:25.670	+ 1.822	11:24:22.923	8 -	2:24.002	+ 0.154	11:34:03.483
<b>24</b>	<b>Louise INCH</b>		<b>Mighty Mini</b>				
1 -	2:21.857	+ 0.267	11:16:47.973	3 -	2:22.729	+ 1.139	11:21:32.292
2 -	<b>2:21.590</b>		<b>11:19:09.563</b>	4 -	2:39.869 p	+ 18.279	11:24:12.161
<b>27</b>	<b>Matt PINNY</b>		<b>Mighty Mini</b>				
1 -	2:22.521	+ 2.485	11:17:18.354	5 -	2:20.117	+ 0.081	11:26:47.734
2 -	2:22.461	+ 2.425	11:19:40.815	6 -	2:23.063	+ 3.027	11:29:10.797
3 -	2:26.246	+ 6.210	11:22:07.061	7 -	2:23.855	+ 3.819	11:31:34.652
4 -	2:20.556	+ 0.520	11:24:27.617	8 -	<b>2:20.036</b>		<b>11:33:54.688</b>
<b>28</b>	<b>Stephen ROSE</b>		<b>Mighty Mini</b>				
1 -	2:28.009	+ 3.033	11:17:12.648	5 -	<b>2:24.976</b>		<b>11:26:56.879</b>
2 -	2:29.023	+ 4.047	11:19:41.671	6 -	2:28.920	+ 3.944	11:29:25.799
3 -	2:25.243	+ 0.267	11:22:06.914	7 -	3:02.802 p	+ 37.826	11:32:28.601
4 -	2:24.989	+ 0.013	11:24:31.903				
<b>32</b>	<b>Holly REID</b>		<b>Mighty Mini</b>				
1 -	2:31.648	+ 3.420	11:17:20.814	5 -	2:28.272	+ 0.044	11:27:18.401
2 -	2:30.852	+ 2.624	11:19:51.666	6 -	<b>2:28.228</b>		<b>11:29:46.629</b>
3 -	2:28.976	+ 0.748	11:22:20.642	7 -	2:28.652	+ 0.424	11:32:15.281

Oulton Park International  
Circuit Length = 2.6920 miles  
Start: 11:12 End: 11:34

Weather / Track : Sunny / Dry

# BRSCC Mighty Mini Championship

## QUALIFYING - RACE 6 - LAP ANALYSIS


4 -	2:29.487	+ 1.259	11:24:50.129				
<b>33</b>	<b>Thomas MOSELEY</b>		<b>Mighty Mini</b>				
1 -	2:28.001	+ -0.223	11:17:11.983	2 -	<b>2:28.224</b>	<b>11:19:40.207</b>	
<b>42</b>	<b>Chris MORGAN</b>		<b>Mighty Mini</b>				
1 -	2:19.193	+ 0.760	11:16:51.475	5 -	2:18.528	+ 0.095	11:26:13.587
2 -	<b>2:18.433</b>		<b>11:19:09.908</b>	6 -	2:20.133	+ 1.700	11:28:33.720
3 -	2:25.318	+ 6.885	11:21:35.226	7 -	2:18.621	+ 0.188	11:30:52.341
4 -	2:19.833	+ 1.400	11:23:55.059	8 -	2:18.711	+ 0.278	11:33:11.052
<b>48</b>	<b>James LYFORD</b>		<b>Mighty Mini</b>				
1 -	2:22.005	+ 2.875	11:17:07.220	4 -	<b>2:19.130</b>		<b>11:24:09.045</b>
2 -	2:22.605	+ 3.475	11:19:29.825	5 -	2:24.766 P	+ 5.636	11:26:33.811
3 -	2:20.090	+ 0.960	11:21:49.915				
<b>50</b>	<b>Matt HAMMON</b>		<b>Mighty Mini</b>				
1 -	2:35.179	+ 7.064	11:17:32.386	5 -	2:29.381	+ 1.266	11:27:45.285
2 -	2:39.409	+ 11.294	11:20:11.795	6 -	2:29.818	+ 1.703	11:30:15.103
3 -	2:34.063	+ 5.948	11:22:45.858	7 -	<b>2:28.115</b>		<b>11:32:43.218</b>
4 -	2:30.046	+ 1.931	11:25:15.904				
<b>51</b>	<b>Will SMITH</b>		<b>Mighty Mini</b>				
1 -	2:28.958	+ 5.356	11:17:19.232	5 -	2:24.112	+ 0.510	11:26:59.817
2 -	2:27.425	+ 3.823	11:19:46.657	6 -	2:25.048	+ 1.446	11:29:24.865
3 -	2:25.446	+ 1.844	11:22:12.103	7 -	2:24.457	+ 0.855	11:31:49.322
4 -	<b>2:23.602</b>		<b>11:24:35.705</b>	8 -	2:24.205	+ 0.603	11:34:13.527
<b>69</b>	<b>Michael DRYDEN</b>		<b>Mighty Mini</b>				
1 -	2:26.461	+ 4.231	11:17:02.889	5 -	2:23.626	+ 1.396	11:26:42.461
2 -	2:27.832	+ 5.602	11:19:30.721	6 -	2:25.150	+ 2.920	11:29:07.611
3 -	2:24.314	+ 2.084	11:21:55.035	7 -	2:23.272	+ 1.042	11:31:30.883
4 -	2:23.800	+ 1.570	11:24:18.835	8 -	<b>2:22.230</b>		<b>11:33:53.113</b>
<b>73</b>	<b>Steve MILES</b>		<b>Mighty Mini</b>				
1 -	2:28.751	+ 4.976	11:17:18.317	5 -	<b>2:23.775</b>		<b>11:26:58.305</b>
2 -	2:27.681	+ 3.906	11:19:45.998	6 -	2:30.322	+ 6.547	11:29:28.627
3 -	2:24.420	+ 0.645	11:22:10.418	7 -	2:24.342	+ 0.567	11:31:52.969
4 -	2:24.112	+ 0.337	11:24:34.530	8 -	2:23.878	+ 0.103	11:34:16.847
<b>76</b>	<b>Jo POLLEY</b>		<b>Mighty Mini</b>				
1 -	2:23.294	+ 1.919	11:16:50.871	5 -	2:22.240	+ 0.865	11:26:19.325
2 -	2:22.163	+ 0.788	11:19:13.034	6 -	2:23.554	+ 2.179	11:28:42.879
3 -	2:22.676	+ 1.301	11:21:35.710	7 -	2:22.042	+ 0.667	11:31:04.921
4 -	<b>2:21.375</b>		<b>11:23:57.085</b>	8 -	2:21.753	+ 0.378	11:33:26.674
<b>77</b>	<b>Dan PALMER</b>		<b>Mighty Mini</b>				
1 -	2:24.737	+ 2.682	11:17:12.837	5 -	2:22.558	+ 0.503	11:26:48.237
2 -	2:26.150	+ 4.095	11:19:38.987	6 -	<b>2:22.055</b>		<b>11:29:10.292</b>
3 -	2:23.588	+ 1.533	11:22:02.575	7 -	2:22.681	+ 0.626	11:31:32.973
4 -	2:23.104	+ 1.049	11:24:25.679	8 -	2:22.914	+ 0.859	11:33:55.887
<b>78</b>	<b>Charlie BRISKER</b>		<b>Mighty Mini</b>				
1 -	2:31.539	+ 6.891	11:17:22.759	5 -	<b>2:24.648</b>		<b>11:27:12.348</b>
2 -	2:29.838	+ 5.190	11:19:52.597	6 -	2:24.993	+ 0.345	11:29:37.341
3 -	2:29.159	+ 4.511	11:22:21.756	7 -	2:26.053	+ 1.405	11:32:03.394
4 -	2:25.944	+ 1.296	11:24:47.700				
<b>79</b>	<b>Wesley DUNFORD</b>		<b>Mighty Mini</b>				
1 -	2:24.980	+ 1.299	11:17:03.975	5 -	2:54.595	+ 30.914	11:27:19.029
2 -	2:26.698	+ 3.017	11:19:30.673	6 -	2:24.942	+ 1.261	11:29:43.971
3 -	<b>2:23.681</b>		<b>11:21:54.354</b>	7 -	2:24.175	+ 0.494	11:32:08.146
4 -	2:30.080 P	+ 6.399	11:24:24.434				

Oulton Park International  
Circuit Length = 2.6920 miles  
Start: 11:12 End: 11:34

Weather / Track : Sunny / Dry

# BRSCC Mighty Mini Championship

## RACE 6 - GRID - AMENDED

ROW 11	2:28.228 32 Holly REID	2:41.426 16 Sheila HASSALL
ROW 10	2:28.001 33 Thomas MOSELEY	2:28.115 50 Matt HAMMON
ROW 9	2:24.648 78 Charlie BRISKER	2:24.976 28 Stephen ROSE
ROW 8	2:23.854 7 James PALMER	2:23.917 5 Christine HOLMES
ROW 7	2:23.775 73 Steve MILES	2:23.848 22 Verity PHILLIPS
ROW 6	2:23.602 51 Will SMITH	2:23.681 79 Wesley DUNFORD
ROW 5	2:22.055 77 Dan PALMER	2:22.230 69 Michael DRYDEN
ROW 4	2:21.530 20 Ben van den BOS	2:21.590 24 Louise INCH
ROW 3	2:21.102 6 Peter BONAS	2:21.375 76 Jo POLLEY
ROW 2	2:19.130 48 James LYFORD	2:20.036 27 Matt PINNY
ROW 1	2:18.433 42 Chris MORGAN	2:18.612 11 Ian SLARK
<b>Pole</b>		
		

Oulton Park International  
Circuit Length = 2.6920 miles

**These results are provisional until the conclusion of any judicial and technical matters.**

Clerk of Course :

Timekeeper :

# BRSCC Mighty Mini Championship

## RACE 6 - CLASSIFICATION

POS	NO	CL	NAME	ENTRY	LAPS	TIME	GAP	DIFF	MPH	BEST	ON
1	48		<b>James LYFORD</b>	Mighty Mini	9	21:09.540			68.70	2:18.626	8
2	42		<b>Chris MORGAN</b>	Mighty Mini	9	21:09.548	<b>0.008</b>	0.008	68.70	2:19.274	8
3	27		<b>Matt PINNY</b>	Mighty Mini	9	21:09.998	<b>0.458</b>	0.450	68.67	2:19.147	5
4	6		<b>Peter BONAS</b>	Mighty Mini	9	21:14.919	<b>5.379</b>	4.921	68.41	2:19.558	5
5	11		<b>Ian SLARK</b>	Mighty Mini	9	21:17.145	<b>7.605</b>	2.226	68.29	2:18.998	5
6	24		<b>Louise INCH</b>	Mighty Mini	9	21:18.147	<b>8.607</b>	1.002	68.24	2:20.340	4
7	76		<b>Jo POLLEY</b>	Mighty Mini	9	21:23.166	<b>13.626</b>	5.019	67.97	2:20.504	4
8	20		<b>Ben van den BOS</b>	Mighty Mini	9	21:27.913	<b>18.373</b>	4.747	67.72	2:20.458	4
9	69		<b>Michael DRYDEN</b>	Mighty Mini	9	21:31.823	<b>22.283</b>	3.910	67.51	2:21.813	2
10	77		<b>Dan PALMER</b>	Mighty Mini	9	21:32.911	<b>23.371</b>	1.088	67.46	2:22.040	3
11	73		<b>Steve MILES</b>	Mighty Mini	9	21:49.111	<b>39.571</b>	16.200	66.62	2:23.543	8
12	7		<b>James PALMER</b>	Mighty Mini	9	21:49.481	<b>39.941</b>	0.370	66.60	2:23.748	5
13	51		<b>Will SMITH</b>	Mighty Mini	9	21:50.177	<b>40.637</b>	0.696	66.57	2:22.886	5
14	22		<b>Verity PHILLIPS</b>	Mighty Mini	9	21:50.624	<b>41.084</b>	0.447	66.54	2:22.916	8
15	5		<b>Christine HOLMES</b>	Mighty Mini	9	21:55.486	<b>45.946</b>	4.862	66.30	2:23.599	8
16	28		<b>Stephen ROSE</b>	Mighty Mini	9	22:05.145	<b>55.605</b>	9.659	65.82	2:24.722	4
17	79		<b>Wesley DUNFORD</b>	Mighty Mini	9	22:06.553	<b>57.013</b>	1.408	65.75	2:23.791	2
18	50		<b>Matt HAMMON</b>	Mighty Mini	9	22:35.529	<b>1:25.989</b>	28.976	64.34	2:28.185	8
19	78		<b>Charlie BRISKER</b>	Mighty Mini	9	23:50.822	<b>2:41.282</b>	1:15.293	60.95	2:24.781	2
20	16		<b>Sheila HASSALL</b>	Mighty Mini	8	21:35.874	<b>1 lap</b>	1 lap	59.82	2:38.634	5

### NOT CLASSIFIED

DNF	33		<b>Thomas MOSELEY</b>	Mighty Mini	4	10:01.556	<b>5 laps</b>	4 laps	64.44	2:25.084	2
DNF	32		<b>Holly REID</b>	Mighty Mini	2	5:12.153	<b>7 laps</b>	2 laps	62.09	2:30.279	2

### FASTEST LAP

48			<b>James LYFORD</b>	Mighty Mini	8	2:18.626		69.90 mph		112.50 kph	
----	--	--	---------------------	-------------	---	----------	--	-----------	--	------------	--

Weather / Track : Sunny / Dry

These results are provisional until the conclusion of any judicial and technical matters.

Oulton Park International  
Circuit Length = 2.6920 miles  
Start: 15:57 End: 16:21

Clerk of Course :		Timekeeper :
-------------------	--	--------------

# BRSCC Mighty Mini Championship

## RACE 6 - LAP CHART

Lap 1			Lap 2			Lap 3			Lap 4			Lap 5		
No	Behind	Laptime	No	Behind	Laptime	No	Behind	Laptime	No	Behind	Laptime	No	Behind	Laptime
42		2:27.957	27		2:20.349	42		2:20.177	42		2:19.728	42		2:19.586
27	0.215	2:28.172	42	0.208	2:20.772	27	0.127	2:20.512	27	0.527	2:20.128	27	0.088	2:19.147
48	0.624	2:28.581	48	0.353	2:20.293	48	0.310	2:20.342	48	0.624	2:20.042	48	0.198	2:19.160
11	0.875	2:28.832	11	0.666	2:20.355	11	0.717	2:20.436	6	1.933	2:20.363	6	1.905	2:19.558
6	1.020	2:28.977	6	0.850	2:20.394	6	1.298	2:20.833	11	2.863	2:21.874	11	2.275	2:18.998
24	2.339	2:30.296	24	2.454	2:20.679	24	2.955	2:20.886	24	3.567	2:20.340	24	4.424	2:20.443
20	2.783	2:30.740	20	3.822	2:21.603	20	4.009	2:20.572	20	4.739	2:20.458	20	7.097	2:21.944
76	2.885	2:30.842	76	4.464	2:22.143	76	5.181	2:21.102	76	5.957	2:20.504	76	7.246	2:20.875
69	4.128	2:32.085	69	5.377	2:21.813	69	7.080	2:22.088	69	10.430	2:23.078	69	14.067	2:23.223
77	4.433	2:32.390	77	6.115	2:22.246	77	7.770	2:22.040	77	11.016	2:22.974	77	14.631	2:23.201
79	5.541	2:33.498	79	8.768	2:23.791	73	14.623	2:24.660	73	18.809	2:23.914	73	23.508	2:24.285
73	6.357	2:34.314	73	10.348	2:24.555	79	14.960	2:26.577	79	19.255	2:24.023	7	23.809	2:23.748
22	6.472	2:34.429	7	10.473	2:23.837	22	15.067	2:24.772	7	19.647	2:24.007	79	25.687	2:26.018
7	7.200	2:35.157	22	10.680	2:24.772	7	15.368	2:25.280	22	22.354	2:27.015	22	26.293	2:23.525
51	8.459	2:36.416	5	14.319	2:25.850	51	19.817	2:25.276	51	24.045	2:23.956	51	27.345	2:22.886
5	9.033	2:36.990	78	14.458	2:24.781	5	20.124	2:26.190	5	24.580	2:24.184	5	29.233	2:24.239
78	10.241	2:38.198	51	14.926	2:27.031	78	20.564	2:26.491	78	25.770	2:24.934	28	33.171	2:26.126
33	11.162	2:39.119	33	15.682	2:25.084	33	20.892	2:25.595	28	26.631	2:24.722	78	44.601	2:38.417
28	11.389	2:39.346	28	16.228	2:25.403	28	21.637	2:25.794	33	32.922	2:31.758 P	50	52.819	2:28.550
50	13.674	2:41.631	50	23.357	2:30.247	50	34.730	2:31.758	50	43.855	2:28.853	16	1:40.713	2:38.634
32	13.917	2:41.874	32	23.632	2:30.279	16	1:01.289	2:42.901	16	1:21.665	2:40.104			
16	20.337	2:48.294	16	38.773	2:39.000									

# BRSCC Mighty Mini Championship

## RACE 6 - LAP CHART

Lap 6			Lap 7			Lap 8			Lap 9		
No	Behind	Laptime	No	Behind	Laptime	No	Behind	Laptime	No	Behind	Laptime
27		2:20.979	42		2:20.566	42		2:19.274	48		2:19.729
48	0.027	2:20.896	27	0.401	2:21.269	48	0.382	2:18.626	42	0.008	2:20.119
42	0.302	2:21.369	48	1.030	2:21.871	27	0.855	2:19.728	27	0.458	2:19.714
11	0.483	2:19.275	6	1.857	2:21.805	16	1 LAP	2:42.045	6	5.379	2:22.251
6	0.920	2:20.082	11	5.711	2:26.096	6	3.239	2:20.656	11	7.605	2:21.196
24	5.393	2:22.036	24	5.993	2:21.468	11	6.520	2:20.083	24	8.607	2:21.560
20	8.729	2:22.699	20	8.684	2:20.823	24	7.158	2:20.439	76	13.626	2:22.741
76	8.824	2:22.645	76	8.777	2:20.821	76	10.996	2:21.493	20	18.373	2:26.621
69	15.323	2:22.323	69	17.333	2:22.878	20	11.863	2:22.453	69	22.283	2:21.950
77	15.619	2:22.055	77	17.670	2:22.919	69	20.444	2:22.385	77	23.371	2:22.875
7	27.395	2:24.653	7	30.605	2:24.078	77	20.607	2:22.211	16	1 LAP	2:43.773
73	28.233	2:25.792	73	31.099	2:23.734	73	35.368	2:23.543	73	39.571	2:24.314
79	28.809	2:24.189	79	32.101	2:24.160	7	35.434	2:24.103	7	39.941	2:24.618
51	29.481	2:23.203	51	32.189	2:23.576	51	36.797	2:23.882	51	40.637	2:23.951
22	30.691	2:25.465	22	33.262	2:23.439	22	36.904	2:22.916	22	41.084	2:24.291
5	32.287	2:24.121	5	35.862	2:24.443	5	40.187	2:23.599	5	45.946	2:25.870
28	38.148	2:26.044	28	43.569	2:26.289	79	42.025	2:29.198	28	55.605	2:24.991
50	1:01.213	2:29.461	50	1:08.726	2:28.381	28	50.725	2:26.430	79	57.013	2:35.099
78	1:13.333	2:49.799	78	1:41.370	2:48.905	50	1:17.637	2:28.185	50	1:25.989	2:28.463
16	2:00.769	2:41.123				78	2:11.600	2:49.504	78	2:41.282	2:49.793

# BRS Recovery Ford XR Challenge

## QUALIFYING - RACE 7 - CLASSIFICATION

POS	NO	CL	NAME	ENTRY	TIME	ON	LAPS	GAP	DIFF	MPH
1	2	A	Michael BLACKBURN	Ford Fiesta XR2	2:05.610	3	7			77.15
2	27	B	Chris JONES	Ford Escort XR3i	2:05.706	7	7	0.096	0.096	77.09
3	11	A	Paul BISHOP	Ford Fiesta XR2	2:05.727	4	9	0.117	0.021	77.08
4	68	A	Simon ROBINSON	Ford Fiesta XR2	2:05.913	6	8	0.303	0.186	76.96
5	66	A	Steve POOLE	Ford Fiesta XR2	2:06.475	6	6	0.865	0.562	76.62
6	17	A	Craig READYHOUGH	Ford Fiesta XR2	2:07.364	3	5	1.754	0.889	76.09
7	77	B	Chris FLYNN	Ford Escort XR3i	2:07.754	6	8	2.144	0.390	75.85
8	22	B	Danny LEIGH	Ford Escort XR3i	2:08.383	5	8	2.773	0.629	75.48
9	6	A	Christopher PURCELL	Ford Fiesta XR2	2:08.567	7	8	2.957	0.184	75.37
10	26	B	David BENNETT	Ford Escort XR3i	2:08.641	6	8	3.031	0.074	75.33
11	79	A	Simon SHERIDAN	Ford Fiesta XR2	2:09.249	3	4	3.639	0.608	74.98
12	55	B	Marcus RILEY	Ford Escort XR3i	2:10.714	8	8	5.104	1.465	74.14
13	13	A	Suzanne HARRISON	Ford Fiesta XR2	2:10.805	7	8	5.195	0.091	74.08
14	9	A	George DWANE	Ford Fiesta XR2	2:10.817	7	8	5.207	0.012	74.08
15	21	A	Jason HENNEFER	Ford Fiesta XR2	2:11.089	7	8	5.479	0.272	73.92
16	52	A	Mark EDWARDS	Ford Fiesta XR2	2:11.388	2	7	5.778	0.299	73.76
17	33	B	Lee SHROPSHIRE	Ford Escort XR3i	2:11.898	7	7	6.288	0.510	73.47
18	86	B	Adam SULLIVAN	Ford Escort XR3i	2:13.386	8	8	7.776	1.488	72.65

Car 9 Please fit timing transponder

Weather / Track : Sunny / Dry

These results are provisional until the conclusion of any judicial and technical matters.

Oulton Park International  
Circuit Length = 2.6920 miles  
Start: 11:39 End: 12:01

Clerk of Course :

Timekeeper :

## BRS Recovery Ford XR Challenge

### QUALIFYING - RACE 7 - LAP ANALYSIS

<b>2</b>	<b>Michael BLACKBURN</b>		A Ford Fiesta XR2				
1 -	2:07.040	+ 1.430	11:43:33.587	5 -	2:56.076	+ 50.466	11:52:46.920
2 -	2:05.805	+ 0.195	11:45:39.392	6 -	2:35.345	+ 29.735	11:55:22.265
3 -	<b>2:05.610</b>		<b>11:47:45.002</b>	7 -	2:05.714	+ 0.104	11:57:27.979
4 -	2:05.842	+ 0.232	11:49:50.844				
<b>6</b>	<b>Christopher PURCELL</b>		A Ford Fiesta XR2				
1 -	2:11.782	+ 3.215	11:43:46.424	5 -	2:09.344	+ 0.777	11:52:24.085
2 -	2:08.879	+ 0.312	11:45:55.303	6 -	2:59.183	+ 50.616	11:55:23.268
3 -	2:10.707	+ 2.140	11:48:06.010	7 -	<b>2:08.567</b>		<b>11:57:31.835</b>
4 -	2:08.731	+ 0.164	11:50:14.741	8 -	2:31.126	+ 22.559	12:00:02.961
<b>9</b>	<b>George DWANE</b>		A Ford Fiesta XR2				
1 -	2:17.860	+ 7.043	11:44:22.753	5 -	2:12.128	+ 1.311	11:53:13.428
2 -	2:12.818	+ 2.001	11:46:35.571	6 -	2:11.536	+ 0.719	11:55:24.964
3 -	2:12.808	+ 1.991	11:48:48.379	7 -	<b>2:10.817</b>		<b>11:57:35.781</b>
4 -	2:12.921	+ 2.104	11:51:01.300	8 -	2:16.189	+ 5.372	11:59:51.970
<b>11</b>	<b>Paul BISHOP</b>		A Ford Fiesta XR2				
1 -	2:07.243	+ 1.516	11:43:34.773	6 -	2:05.948	+ 0.221	11:54:05.116
2 -	2:06.261	+ 0.534	11:45:41.034	7 -	2:20.176	+ 14.449	11:56:25.292
3 -	2:06.430	+ 0.703	11:47:47.464	8 -	2:06.242	+ 0.515	11:58:31.534
4 -	<b>2:05.727</b>		<b>11:49:53.191</b>	9 -	2:40.881	+ 35.154	12:01:12.415
5 -	2:05.977	+ 0.250	11:51:59.168				
<b>13</b>	<b>Suzanne HARRISON</b>		A Ford Fiesta XR2				
1 -	2:14.474	+ 3.669	11:44:06.588	5 -	2:10.919	+ 0.114	11:52:54.886
2 -	2:12.475	+ 1.670	11:46:19.063	6 -	2:10.933	+ 0.128	11:55:05.819
3 -	2:12.246	+ 1.441	11:48:31.309	7 -	<b>2:10.805</b>		<b>11:57:16.624</b>
4 -	2:12.658	+ 1.853	11:50:43.967	8 -	2:10.962	+ 0.157	11:59:27.586
<b>17</b>	<b>Craig READYHOUGH</b>		A Ford Fiesta XR2				
1 -	2:21.145	+ 13.781	11:43:59.809	4 -	2:08.797	+ 1.433	11:50:24.536
2 -	2:08.566	+ 1.202	11:46:08.375	5 -	2:36.842 p	+ 29.478	11:53:01.378
3 -	<b>2:07.364</b>		<b>11:48:15.739</b>				
<b>21</b>	<b>Jason HENNEFER</b>		A Ford Fiesta XR2				
1 -	2:17.067	+ 5.978	11:45:12.869	5 -	2:11.984	+ 0.895	11:54:01.376
2 -	2:12.448	+ 1.359	11:47:25.317	6 -	2:11.308	+ 0.219	11:56:12.684
3 -	2:11.997	+ 0.908	11:49:37.314	7 -	<b>2:11.089</b>		<b>11:58:23.773</b>
4 -	2:12.078	+ 0.989	11:51:49.392	8 -	2:12.510	+ 1.421	12:00:36.283
<b>22</b>	<b>Danny LEIGH</b>		B Ford Escort XR3i				
1 -	2:10.254	+ 1.871	11:44:10.510	5 -	<b>2:08.383</b>		<b>11:52:57.516</b>
2 -	2:19.958	+ 11.575	11:46:30.468	6 -	2:35.455	+ 27.072	11:55:32.971
3 -	2:09.637	+ 1.254	11:48:40.105	7 -	2:09.959	+ 1.576	11:57:42.930
4 -	2:09.028	+ 0.645	11:50:49.133	8 -	2:08.738	+ 0.355	11:59:51.668
<b>26</b>	<b>David BENNETT</b>		B Ford Escort XR3i				
1 -	2:16.250	+ 7.609	11:43:52.823	5 -	2:13.352	+ 4.711	11:52:42.983
2 -	2:12.697	+ 4.056	11:46:05.520	6 -	<b>2:08.641</b>		<b>11:54:51.624</b>
3 -	2:14.403	+ 5.762	11:48:19.923	7 -	2:08.950	+ 0.309	11:57:00.574
4 -	2:09.708	+ 1.067	11:50:29.631	8 -	2:30.443	+ 21.802	11:59:31.017
<b>27</b>	<b>Chris JONES</b>		B Ford Escort XR3i				
1 -	2:11.212	+ 5.506	11:45:04.737	5 -	2:36.231	+ 30.525	11:53:59.735
2 -	2:06.599	+ 0.893	11:47:11.336	6 -	2:06.684	+ 0.978	11:56:06.419
3 -	2:06.300	+ 0.594	11:49:17.636	7 -	<b>2:05.706</b>		<b>11:58:12.125</b>
4 -	2:05.868	+ 0.162	11:51:23.504				
<b>33</b>	<b>Lee SHROPSHIRE</b>		B Ford Escort XR3i				
1 -	2:13.579	+ 1.681	11:44:09.247	5 -	2:12.303	+ 0.405	11:55:26.578

Car 9 Please fit timing transponder

Weather / Track : Sunny / Dry

## BRS Recovery Ford XR Challenge

### QUALIFYING - RACE 7 - LAP ANALYSIS

2 -	2:12.451	+ 0.553	11:46:21.698	6 -	2:19.174	+ 7.276	11:57:45.752
3 -	2:34.314 P	+ 22.416	11:48:56.012	7 -	<b>2:11.898</b>		<b>11:59:57.650</b>
4 -	4:18.263	+ 2:06.365	11:53:14.275				
<b>52</b>	<b>Mark EDWARDS</b>		<b>A Ford Fiesta XR2</b>				
1 -	2:12.275	+ 0.887	11:44:07.226	5 -	2:11.641	+ 0.253	11:53:01.686
2 -	<b>2:11.388</b>		<b>11:46:18.614</b>	6 -	2:12.104	+ 0.716	11:55:13.790
3 -	2:12.319	+ 0.931	11:48:30.933	7 -	2:23.603 P	+ 12.215	11:57:37.393
4 -	2:19.112	+ 7.724	11:50:50.045				
<b>55</b>	<b>Marcus RILEY</b>		<b>B Ford Escort XR3i</b>				
1 -	2:13.891	+ 3.177	11:43:50.790	5 -	2:11.113	+ 0.399	11:52:35.980
2 -	2:11.059	+ 0.345	11:46:01.849	6 -	2:11.624	+ 0.910	11:54:47.604
3 -	2:11.827	+ 1.113	11:48:13.676	7 -	2:11.555	+ 0.841	11:56:59.159
4 -	2:11.191	+ 0.477	11:50:24.867	8 -	<b>2:10.714</b>		<b>11:59:09.873</b>
<b>66</b>	<b>Steve POOLE</b>		<b>A Ford Fiesta XR2</b>				
1 -	2:17.746	+ 11.271	11:43:54.805	4 -	7:26.670	+ 5:20.195	11:55:46.697
2 -	2:08.769	+ 2.294	11:46:03.574	5 -	2:07.827	+ 1.352	11:57:54.524
3 -	2:16.453 P	+ 9.978	11:48:20.027	6 -	<b>2:06.475</b>		<b>12:00:00.999</b>
<b>68</b>	<b>Simon ROBINSON</b>		<b>A Ford Fiesta XR2</b>				
1 -	2:10.096	+ 4.183	11:44:56.722	5 -	2:06.461	+ 0.548	11:53:23.543
2 -	2:07.215	+ 1.302	11:47:03.937	6 -	<b>2:05.913</b>		<b>11:55:29.456</b>
3 -	2:06.525	+ 0.612	11:49:10.462	7 -	2:11.506	+ 5.593	11:57:40.962
4 -	2:06.620	+ 0.707	11:51:17.082	8 -	2:06.166	+ 0.253	11:59:47.128
<b>77</b>	<b>Chris FLYNN</b>		<b>B Ford Escort XR3i</b>				
1 -	2:13.783	+ 6.029	11:44:04.887	5 -	2:08.468	+ 0.714	11:52:41.319
2 -	2:09.972	+ 2.218	11:46:14.859	6 -	<b>2:07.754</b>		<b>11:54:49.073</b>
3 -	2:09.450	+ 1.696	11:48:24.309	7 -	2:13.278	+ 5.524	11:57:02.351
4 -	2:08.542	+ 0.788	11:50:32.851	8 -	2:22.871	+ 15.117	11:59:25.222
<b>79</b>	<b>Simon SHERIDAN</b>		<b>A Ford Fiesta XR2</b>				
1 -	2:10.681	+ 1.432	11:44:12.283	3 -	<b>2:09.249</b>		<b>11:48:32.305</b>
2 -	2:10.773	+ 1.524	11:46:23.056	4 -	2:32.012 P	+ 22.763	11:51:04.317
<b>86</b>	<b>Adam SULLIVAN</b>		<b>B Ford Escort XR3i</b>				
1 -	2:19.623	+ 6.237	11:45:14.859	5 -	2:20.510	+ 7.124	11:54:22.648
2 -	2:15.634	+ 2.248	11:47:30.493	6 -	2:17.342	+ 3.956	11:56:39.990
3 -	2:14.851	+ 1.465	11:49:45.344	7 -	2:14.091	+ 0.705	11:58:54.081
4 -	2:16.794	+ 3.408	11:52:02.138	8 -	<b>2:13.386</b>		<b>12:01:07.467</b>

Car 9 Please fit timing transponder

Weather / Track : Sunny / Dry

www.tsl-timing.com


Page 2 of 2

Oulton Park International  
Circuit Length = 2.6920 miles  
Start: 11:39 End: 12:01

Printed - 12.06 Saturday, 12 September 2009

# BRS Recovery Ford XR Challenge

## RACE 7 - GRID

ROW 9	2:11.898 33 Lee SHROPSHIRE	2:13.386 86 Adam SULLIVAN
ROW 8	2:11.089 21 Jason HENNEFER	2:11.388 52 Mark EDWARDS
ROW 7	2:10.805 13 Suzanne HARRISON	2:10.817 9 George DWANE
ROW 6	2:09.249 79 Simon SHERIDAN	2:10.714 55 Marcus RILEY
ROW 5	2:08.567 6 Christopher PURCELL	2:08.641 26 David BENNETT
ROW 4	2:07.754 77 Chris FLYNN	2:08.383 22 Danny LEIGH
ROW 3	2:06.475 66 Steve POOLE	2:07.364 17 Craig READYHOUGH
ROW 2	2:05.727 11 Paul BISHOP	2:05.913 68 Simon ROBINSON
ROW 1	2:05.610 2 Michael BLACKBURN	2:05.706 27 Chris JONES
<b>Pole</b>		
		

Oulton Park International  
Circuit Length = 2.6920 miles

**These results are provisional until the conclusion of any judicial and technical matters.**

Clerk of Course :

Timekeeper :

# BRS Recovery Ford XR Challenge

## RACE 7 RESTART - CLASSIFICATION

POS	NO	CL	NAME	ENTRY	LAPS	TIME	GAP	DIFF	MPH	BEST	ON
1	27	B	Chris JONES	Ford Escort XR3i	7	14:58.968			75.46	2:07.078	7
2	11	A	Paul BISHOP	Ford Fiesta XR2	7	14:59.441	0.473	0.473	75.42	2:06.540	5
3	17	A	Craig READYHOUGH	Ford Fiesta XR2	7	14:59.725	0.757	0.284	75.39	2:06.488	6
4	22	B	Danny LEIGH	Ford Escort XR3i	7	15:16.234	17.266	16.509	74.04	2:08.896	2
5	79	A	Simon SHERIDAN	Ford Fiesta XR2	7	15:22.257	23.289	6.023	73.55	2:09.689	6
6	26	B	David BENNETT	Ford Escort XR3i	7	15:22.639	23.671	0.382	73.52	2:09.692	6
7	9	A	George DWANE	Ford Fiesta XR2	7	15:30.450	31.482	7.811	72.90	2:10.527	4
8	21	A	Jason HENNEFER	Ford Fiesta XR2	7	15:35.346	36.378	4.896	72.52	2:10.732	4
9	52	A	Mark EDWARDS	Ford Fiesta XR2	7	16:23.124	1:24.156	47.778	69.00	2:10.222	4
10	33	B	Lee SHROPSHIRE	Ford Escort XR3i	7	17:02.226	2:03.258	39.102	66.36	2:11.675	5

### NOT CLASSIFIED

DNF	86	B	Adam SULLIVAN	Ford Escort XR3i	5	11:33.145	2 laps	2 laps	69.90	2:14.991	5
DNF	66	A	Steve POOLE	Ford Fiesta XR2	4	9:05.722	3 laps	1 lap	71.03	2:08.448	2
DNF	2	A	Michael BLACKBURN	Ford Fiesta XR2	2	4:31.134	5 laps	2 laps	71.48	2:07.694	2
DNF	77	B	Chris FLYNN	Ford Escort XR3i	0						

### FASTEST LAP

17	A	Craig READYHOUGH	Ford Fiesta XR2	6	2:06.488	76.61 mph	123.30 kph
27	B	Chris JONES	Ford Escort XR3i	7	2:07.078	76.26 mph	122.73 kph

Weather / Track : Sunny / Dry

These results are provisional until the conclusion of any judicial and technical matters.

Oulton Park International  
Circuit Length = 2.6920 miles  
Start: 17:05 End: 17:23

Clerk of Course :	Timekeeper :
-------------------	--------------

**BRS Recovery Ford XR Challenge**  
**RACE 7 RESTART - LAP CHART**

Lap 1			Lap 2			Lap 3			Lap 4			Lap 5		
No	Behind	Laptime	No	Behind	Laptime	No	Behind	Laptime	No	Behind	Laptime	No	Behind	Laptime
27		2:14.509	27		2:07.793	27		2:07.636	27		2:07.534	27		2:07.301
66	0.647	2:15.156	17	1.298	2:07.954	11	1.380	2:07.560	11	1.170	2:07.324	11	0.409	2:06.540
11	0.829	2:15.338	66	1.302	2:08.448	17	3.121	2:09.459	17	2.569	2:06.982	17	1.963	2:06.695
17	1.137	2:15.646	11	1.456	2:08.420	22	5.619	2:09.513	22	8.027	2:09.942	22	10.766	2:10.040
22	2.639	2:17.148	22	3.742	2:08.896	66	10.863	2:17.197	79	14.869	2:10.608	79	17.810	2:10.242
79	4.819	2:19.328	79	7.210	2:10.184	79	11.795	2:12.221	26	15.757	2:10.871	26	18.231	2:09.775
26	6.797	2:21.306	2	8.832	2:07.694	26	12.420	2:10.721	9	18.615	2:10.527	9	21.983	2:10.669
9	8.465	2:22.974	26	9.335	2:10.331	9	15.622	2:11.289	52	18.782	2:10.222	52	22.185	2:10.704
52	8.652	2:23.161	9	11.969	2:11.297	52	16.094	2:11.322	21	20.732	2:10.732	21	24.344	2:10.913
2	8.931	2:23.440	52	12.408	2:11.549	21	17.534	2:11.874	66	28.250	2:24.921 P	86	48.372	2:14.991
21	10.079	2:24.588	21	13.296	2:11.010	86	32.832	2:17.626	86	40.682	2:15.384	33	1:48.930	2:11.675
86	13.753	2:28.262	86	22.842	2:16.882	33	1:38.603	3:16.542 P	33	1:44.556	2:13.487			
33	14.170	2:28.679	33	29.697	2:23.320 P									

**BRS Recovery Ford XR Challenge**  
**RACE 7 RESTART - LAP CHART**

Lap 6			Lap 7		
No	Behind	Laptime	No	Behind	Laptime
27		2:07.117	27		2:07.078
11	0.368	2:07.076	11	0.473	2:07.183
17	1.334	2:06.488	17	0.757	2:06.501
22	13.614	2:09.965	22	17.266	2:10.730
79	20.382	2:09.689	79	23.289	2:09.985
26	20.806	2:09.692	26	23.671	2:09.943
9	25.980	2:11.114	9	31.482	2:12.580
52	26.375	2:11.307	21	36.378	2:14.769
21	28.687	2:11.460	52	1:24.156	3:04.859
33	1:56.064	2:14.251	33	2:03.258	2:14.272