



CLUBMANS RACE DAY

Oulton Park International Circuit

14th August 2010



Results Provided by Timing Solutions Ltd
www.tsl-timing.com

BULLETIN 2

Avon Tyres Formula Ford 1600 Northern Division QUALIFYING - RACES 1 & 3 - CLASSIFICATION

POS	NO	CL	NAME	ENTRY	TIME	ON	LAPS	GAP	DIFF	MPH
1	29	A	Stuart GOUGH	Ray GRS07	2:04.394	8	8			77.90
2	9	A	Jordan SKINNER	Ray GRK10	2:04.937	9	9	0.543	0.543	77.56
3	22	A	Jamie JARDINE	Ray 07	2:06.730	8	8	2.336	1.793	76.47
4	18	B	Daniel WELLS	Van Diemen RF91	2:07.637	8	9	3.243	0.907	75.92
5	11	B	Mike BENNETT	Swift SC93F	2:07.968	8	8	3.574	0.331	75.73
6	7	A	Martin SHORT	Van Diemen RF00	2:08.393	8	9	3.999	0.425	75.48
7	4	D	Nigel DOLAN	Van Diemen RF86	2:08.487	8	8	4.093	0.094	75.42
8	54	A	Douglas CROSBIE	Van Diemen RF00	2:08.549	8	8	4.155	0.062	75.38
9	28	A	Chris CHISNALL	Van Diemen RF00	2:08.612	9	9	4.218	0.063	75.35
10	91	A	John MURPHY	Van Diemen RF99	2:09.959	7	9	5.565	1.347	74.57
11	27	C	John FARRELL	Reynard FF89	2:10.474	7	8	6.080	0.515	74.27
12	12	A	Simon KINSEY	Van Diemen RF2000	2:11.259	6	8	6.865	0.785	73.83
13	44	C	Lee HANNAM	Reynard RF88	2:11.315	7	8	6.921	0.056	73.80
14	42	C	Ian ELLIS	Reynard FF89	2:11.393	8	8	6.999	0.078	73.75
15	8	D	Mario SARCHET	Van Diemen RF85	2:12.533	5	8	8.139	1.140	73.12
16	36	B	Pete BOOKER	Swift SC95	2:12.859	7	8	8.465	0.326	72.94
17	2	D	John WILKINSON	Van Diemen RF86	2:13.856	7	8	9.462	0.997	72.40
18	50	E	Ian PARKINGTON	Royale RP26	2:14.083	4	8	9.689	0.227	72.27
19	46	E	Stuart DIX	Cooper Chinook	2:14.617	8	8	10.223	0.534	71.99
20	92	B	Mike DEVOY	Van Diemen RF92	2:14.954	8	8	10.560	0.337	71.81
21	33	C	Andrew THOMAS	Reynard SF89	2:16.906	8	8	12.512	1.952	70.78
22	37	A	Robert SMITH	Van Diemen RF99	2:17.773	4	6	13.379	0.867	70.34
23	87	C	James MITCHELL	Van Diemen RF88	2:18.560	8	8	14.166	0.787	69.94
24	68	C	William ALTERMAN	Reynard FF89	2:19.747	8	8	15.353	1.187	69.34
25	21	D	Barry THOMPSON	Van Diemen RF86	2:21.274	7	8	16.880	1.527	68.59
26	84	C	Ryan DIGNAN	Van Diemen RF89	2:23.605	6	7	19.211	2.331	67.48
27	26	D	Mike MULLINS	Van Diemen RF86	2:24.019	7	7	19.625	0.414	67.29
28	52	D	Trevor MORGAN	Van Diemen RF86	2:25.161	7	7	20.767	1.142	66.76
29	23	B	Richard HALL	Van Diemen RF92	2:26.610	1	7	22.216	1.449	66.10
30	51	B	Ian WOOD	Swift SC94	2:27.085	2	7	22.691	0.475	65.88
31	55	C	David BEECHEY	Jamun M89	2:31.761	5	7	27.367	4.676	63.85

Car 92 please fit a working transponder

Weather / Track : Cloudy / Wet

These results are provisional until the conclusion of any judicial and technical matters.

Oulton Park International
Circuit Length = 2.6920 miles
Start: 08:30 End: 08:52

Clerk of Course :

Timekeeper :

Avon Tyres Formula Ford 1600 Northern Division QUALIFYING - RACES 1 & 3 - LAP ANALYSIS

2	John WILKINSON		D Van Diemen RF86				
1 -	2:19.837	+ 5.981	8:35:06.628	5 -	2:17.455	+ 3.599	8:44:16.946
2 -	2:17.763	+ 3.907	8:37:24.391	6 -	2:14.637	+ 0.781	8:46:31.583
3 -	2:18.073	+ 4.217	8:39:42.464	7 -	2:13.856		8:48:45.439
4 -	2:17.027	+ 3.171	8:41:59.491	8 -	2:14.277	+ 0.421	8:50:59.716
4	Nigel DOLAN		D Van Diemen RF86				
1 -	2:15.318	+ 6.831	8:34:42.641	5 -	2:09.440	+ 0.953	8:43:27.150
2 -	2:12.168	+ 3.681	8:36:54.809	6 -	2:11.368	+ 2.881	8:45:38.518
3 -	2:11.763	+ 3.276	8:39:06.572	7 -	2:12.556	+ 4.069	8:47:51.074
4 -	2:11.138	+ 2.651	8:41:17.710	8 -	2:08.487		8:49:59.561
7	Martin SHORT		A Van Diemen RF00				
1 -	2:12.637	+ 4.244	8:34:33.361	6 -	2:13.284	+ 4.891	8:45:34.923
2 -	2:15.061	+ 6.668	8:36:48.422	7 -	2:10.520	+ 2.127	8:47:45.443
3 -	2:10.532	+ 2.139	8:38:58.954	8 -	2:08.393		8:49:53.836
4 -	2:13.217	+ 4.824	8:41:12.171	9 -	2:08.951	+ 0.558	8:52:02.787
5 -	2:09.468	+ 1.075	8:43:21.639				
8	Mario SARCHET		D Van Diemen RF85				
1 -	2:20.237	+ 7.704	8:34:49.286	5 -	2:12.533		8:43:50.469
2 -	2:17.640	+ 5.107	8:37:06.926	6 -	2:12.966	+ 0.433	8:46:03.435
3 -	2:15.249	+ 2.716	8:39:22.175	7 -	2:13.108	+ 0.575	8:48:16.543
4 -	2:15.761	+ 3.228	8:41:37.936	8 -	2:21.168	+ 8.635	8:50:37.711
9	Jordan SKINNER		A Ray GRK10				
1 -	2:09.030	+ 4.093	8:34:25.153	6 -	2:07.371	+ 2.434	8:45:12.012
2 -	2:07.696	+ 2.759	8:36:32.849	7 -	2:09.775	+ 4.838	8:47:21.787
3 -	2:06.830	+ 1.893	8:38:39.679	8 -	2:06.123	+ 1.186	8:49:27.910
4 -	2:05.731	+ 0.794	8:40:45.410	9 -	2:04.937		8:51:32.847
5 -	2:19.231	+ 14.294	8:43:04.641				
11	Mike BENNETT		B Swift SC93F				
1 -	2:12.925	+ 4.957	8:34:32.920	5 -	2:11.093	+ 3.125	8:43:39.617
2 -	2:11.654	+ 3.686	8:36:44.574	6 -	2:09.187	+ 1.219	8:45:48.804
3 -	2:13.979	+ 6.011	8:38:58.553	7 -	2:11.716	+ 3.748	8:48:00.520
4 -	2:29.971	+ 22.003	8:41:28.524	8 -	2:07.968		8:50:08.488
12	Simon KINSEY		A Van Diemen RF2000				
1 -	2:14.893	+ 3.634	8:34:39.413	5 -	2:12.427	+ 1.168	8:43:48.123
2 -	2:13.798	+ 2.539	8:36:53.211	6 -	2:11.259		8:45:59.382
3 -	2:30.417	+ 19.158	8:39:23.628	7 -	2:19.851	+ 8.592	8:48:19.233
4 -	2:12.068	+ 0.809	8:41:35.696	8 -	2:16.397	+ 5.138	8:50:35.630
18	Daniel WELLS		B Van Diemen RF91				
1 -	2:14.908	+ 7.271	8:34:45.330	6 -	2:10.319	+ 2.682	8:45:36.685
2 -	2:12.503	+ 4.866	8:36:57.833	7 -	2:10.306	+ 2.669	8:47:46.991
3 -	2:10.992	+ 3.355	8:39:08.825	8 -	2:07.637		8:49:54.628
4 -	2:08.007	+ 0.370	8:41:16.832	9 -	2:10.312	+ 2.675	8:52:04.940
5 -	2:09.534	+ 1.897	8:43:26.366				
21	Barry THOMPSON		D Van Diemen RF86				
1 -	2:27.843	+ 6.569	8:35:24.577	5 -	2:23.161	+ 1.887	8:45:00.608
2 -	2:24.831	+ 3.557	8:37:49.408	6 -	2:24.868	+ 3.594	8:47:25.476
3 -	2:22.758	+ 1.484	8:40:12.166	7 -	2:21.274		8:49:46.750
4 -	2:25.281	+ 4.007	8:42:37.447	8 -	2:22.948	+ 1.674	8:52:09.698
22	Jamie JARDINE		A Ray 07				
1 -	2:12.435	+ 5.705	8:34:51.325	5 -	2:07.465	+ 0.735	8:43:30.273
2 -	2:11.224	+ 4.494	8:37:02.549	6 -	2:09.471	+ 2.741	8:45:39.744
3 -	2:10.913	+ 4.183	8:39:13.462	7 -	2:09.999	+ 3.269	8:47:49.743

Car 92 please fit a working transponder

Weather / Track : Cloudy / Wet

Oulton Park International
Circuit Length = 2.6920 miles
Start: 08:30 End: 08:52

Avon Tyres Formula Ford 1600 Northern Division

QUALIFYING - RACES 1 & 3 - LAP ANALYSIS

4 -	2:09.346	+ 2.616	8:41:22.808	8 -	2:06.730		8:49:56.473
23	Richard HALL		B		Van Diemen RF92		
1 -	2:26.610		8:35:30.891	5 -	2:34.350	+ 7.740	8:45:29.016
2 -	2:28.639	+ 2.029	8:37:59.530	6 -	2:34.069	+ 7.459	8:48:03.085
3 -	2:27.397	+ 0.787	8:40:26.927	7 -	2:30.842	+ 4.232	8:50:33.927
4 -	2:27.739	+ 1.129	8:42:54.666				
26	Mike MULLINS		D		Van Diemen RF86		
1 -	2:28.066	+ 4.047	8:35:23.560	5 -	2:30.133	+ 6.114	8:45:27.997
2 -	2:26.798	+ 2.779	8:37:50.358	6 -	2:28.530	+ 4.511	8:47:56.527
3 -	2:25.741	+ 1.722	8:40:16.099	7 -	2:24.019		8:50:20.546
4 -	2:41.765	+ 17.746	8:42:57.864				
27	John FARRELL		C		Reynard FF89		
1 -	2:17.691	+ 7.217	8:35:19.409	5 -	2:13.791	+ 3.317	8:44:15.331
2 -	2:14.849	+ 4.375	8:37:34.258	6 -	2:12.156	+ 1.682	8:46:27.487
3 -	2:14.074	+ 3.600	8:39:48.332	7 -	2:10.474		8:48:37.961
4 -	2:13.208	+ 2.734	8:42:01.540	8 -	2:12.542	+ 2.068	8:50:50.503
28	Chris CHISNALL		A		Van Diemen RF00		
1 -	2:12.048	+ 3.436	8:34:30.161	6 -	2:11.907	+ 3.295	8:45:20.078
2 -	2:10.157	+ 1.545	8:36:40.318	7 -	2:09.313	+ 0.701	8:47:29.391
3 -	2:09.857	+ 1.245	8:38:50.175	8 -	2:12.696	+ 4.084	8:49:42.087
4 -	2:09.132	+ 0.520	8:40:59.307	9 -	2:08.612		8:51:50.699
5 -	2:08.864	+ 0.252	8:43:08.171				
29	Stuart GOUGH		A		Ray GRS07		
1 -	2:08.095	+ 3.701	8:34:45.336	5 -	2:04.735	+ 0.341	8:43:15.510
2 -	2:07.094	+ 2.700	8:36:52.430	6 -	2:07.328	+ 2.934	8:45:22.838
3 -	2:12.907	+ 8.513	8:39:05.337	7 -	2:04.429	+ 0.035	8:47:27.267
4 -	2:05.438	+ 1.044	8:41:10.775	8 -	2:04.394		8:49:31.661
33	Andrew THOMAS		C		Reynard SF89		
1 -	2:22.770	+ 5.864	8:35:36.301	5 -	2:17.898	+ 0.992	8:44:53.195
2 -	2:20.808	+ 3.902	8:37:57.109	6 -	2:21.322	+ 4.416	8:47:14.517
3 -	2:19.219	+ 2.313	8:40:16.328	7 -	2:18.731	+ 1.825	8:49:33.248
4 -	2:18.969	+ 2.063	8:42:35.297	8 -	2:16.906		8:51:50.154
36	Pete BOOKER		B		Swift SC95		
1 -	2:22.511	+ 9.652	8:35:02.846	5 -	2:14.622	+ 1.763	8:44:09.497
2 -	2:19.914	+ 7.055	8:37:22.760	6 -	2:13.789	+ 0.930	8:46:23.286
3 -	2:17.872	+ 5.013	8:39:40.632	7 -	2:12.859		8:48:36.145
4 -	2:14.243	+ 1.384	8:41:54.875	8 -	2:26.880	+ 14.021	8:51:03.025
37	Robert SMITH		A		Van Diemen RF99		
1 -	2:22.670	+ 4.897	8:35:36.454	4 -	2:17.773		8:42:30.846
2 -	2:17.954	+ 0.181	8:37:54.408	5 -	2:36.057	+ 18.284	8:45:06.903
3 -	2:18.665	+ 0.892	8:40:13.073	6 -	2:26.195 P	+ 8.422	8:47:33.098
42	Ian ELLIS		C		Reynard FF89		
1 -	2:19.570	+ 8.177	8:35:03.306	5 -	2:13.641	+ 2.248	8:44:06.593
2 -	2:17.075	+ 5.682	8:37:20.381	6 -	2:13.426	+ 2.033	8:46:20.019
3 -	2:17.099	+ 5.706	8:39:37.480	7 -	2:11.540	+ 0.147	8:48:31.559
4 -	2:15.472	+ 4.079	8:41:52.952	8 -	2:11.393		8:50:42.952
44	Lee HANNAM		C		Reynard RF88		
1 -	2:22.868	+ 11.553	8:34:51.117	5 -	2:11.949	+ 0.634	8:43:47.040
2 -	2:17.664	+ 6.349	8:37:08.781	6 -	2:11.386	+ 0.071	8:45:58.426
3 -	2:13.779	+ 2.464	8:39:22.560	7 -	2:11.315		8:48:09.741
4 -	2:12.531	+ 1.216	8:41:35.091	8 -	2:14.336	+ 3.021	8:50:24.077

Car 92 please fit a working transponder

Weather / Track : Cloudy / Wet

Oulton Park International
Circuit Length = 2.6920 miles
Start: 08:30 End: 08:52

Avon Tyres Formula Ford 1600 Northern Division QUALIFYING - RACES 1 & 3 - LAP ANALYSIS

46	Stuart DIX		E Cooper Chinook				
1 -	2:20.730	+ 6.113	8:35:16.351	5 -	2:17.638	+ 3.021	8:44:32.952
2 -	2:21.018	+ 6.401	8:37:37.369	6 -	2:16.002	+ 1.385	8:46:48.954
3 -	2:19.916	+ 5.299	8:39:57.285	7 -	2:16.289	+ 1.672	8:49:05.243
4 -	2:18.029	+ 3.412	8:42:15.314	8 -	2:14.617		8:51:19.860
50	Ian PARKINGTON		E Royale RP26				
1 -	2:16.796	+ 2.713	8:34:44.863	5 -	2:34.486	+ 20.403	8:44:05.078
2 -	2:16.249	+ 2.166	8:37:01.112	6 -	2:20.259	+ 6.176	8:46:25.337
3 -	2:15.397	+ 1.314	8:39:16.509	7 -	2:25.372	+ 11.289	8:48:50.709
4 -	2:14.083		8:41:30.592	8 -	2:19.131	+ 5.048	8:51:09.840
51	Ian WOOD		B Swift SC94				
1 -	2:27.889	+ 0.804	8:35:29.544	5 -	2:33.804	+ 6.719	8:45:27.753
2 -	2:27.085		8:37:56.629	6 -	2:34.952	+ 7.867	8:48:02.705
3 -	2:29.541	+ 2.456	8:40:26.170	7 -	2:30.844	+ 3.759	8:50:33.549
4 -	2:27.779	+ 0.694	8:42:53.949				
52	Trevor MORGAN		D Van Diemen RF86				
1 -	2:31.080	+ 5.919	8:35:38.418	5 -	2:31.966	+ 6.805	8:45:42.510
2 -	2:31.732	+ 6.571	8:38:10.150	6 -	2:26.868	+ 1.707	8:48:09.378
3 -	2:30.579	+ 5.418	8:40:40.729	7 -	2:25.161		8:50:34.539
4 -	2:29.815	+ 4.654	8:43:10.544				
54	Douglas CROSBIE		A Van Diemen RF00				
1 -	2:18.222	+ 9.673	8:34:43.883	5 -	2:09.422	+ 0.873	8:43:29.535
2 -	2:12.448	+ 3.899	8:36:56.331	6 -	2:10.131	+ 1.582	8:45:39.666
3 -	2:11.267	+ 2.718	8:39:07.598	7 -	2:16.971	+ 8.422	8:47:56.637
4 -	2:12.515	+ 3.966	8:41:20.113	8 -	2:08.549		8:50:05.186
55	David BEECHEY		C Jamun M89				
1 -	2:38.490	+ 6.729	8:35:58.765	5 -	2:31.761		8:47:09.736
2 -	2:37.389	+ 5.628	8:38:36.154	6 -	2:34.341	+ 2.580	8:49:44.077
3 -	2:50.530 P	+ 18.769	8:41:26.684	7 -	2:33.572	+ 1.811	8:52:17.649
4 -	3:11.291	+ 39.530	8:44:37.975				
68	William ALTERMAN		C Reynard FF89				
1 -	2:22.324	+ 2.577	8:35:14.473	5 -	2:21.886	+ 2.139	8:44:46.276
2 -	2:24.475	+ 4.728	8:37:38.948	6 -	2:24.018	+ 4.271	8:47:10.294
3 -	2:22.587	+ 2.840	8:40:01.535	7 -	2:24.299	+ 4.552	8:49:34.593
4 -	2:22.855	+ 3.108	8:42:24.390	8 -	2:19.747		8:51:54.340
84	Ryan DIGNAN		C Van Diemen RF89				
1 -	2:33.809	+ 10.204	8:35:53.553	5 -	2:27.984	+ 4.379	8:45:46.034
2 -	2:29.411	+ 5.806	8:38:22.964	6 -	2:23.605		8:48:09.639
3 -	2:28.251	+ 4.646	8:40:51.215	7 -	2:25.945	+ 2.340	8:50:35.584
4 -	2:26.835	+ 3.230	8:43:18.050				
87	James MITCHELL		C Van Dieman RF88				
1 -	2:27.890	+ 9.330	8:35:26.665	5 -	2:21.684	+ 3.124	8:45:03.618
2 -	2:24.512	+ 5.952	8:37:51.177	6 -	2:19.945	+ 1.385	8:47:23.563
3 -	2:28.252	+ 9.692	8:40:19.429	7 -	2:19.879	+ 1.319	8:49:43.442
4 -	2:22.505	+ 3.945	8:42:41.934	8 -	2:18.560		8:52:02.002
91	John MURPHY		A Van Diemen RF99				
1 -	2:12.701	+ 2.742	8:34:31.947	6 -	2:10.692	+ 0.733	8:45:32.024
2 -	2:12.051	+ 2.092	8:36:43.998	7 -	2:09.959		8:47:41.983
3 -	2:12.120	+ 2.161	8:38:56.118	8 -	2:10.177	+ 0.218	8:49:52.160
4 -	2:14.775	+ 4.816	8:41:10.893	9 -	2:10.217	+ 0.258	8:52:02.377
5 -	2:10.439	+ 0.480	8:43:21.332				

Car 92 please fit a working transponder

Weather / Track : Cloudy / Wet

Oulton Park International
Circuit Length = 2.6920 miles
Start: 08:30 End: 08:52

**Avon Tyres Formula Ford 1600 Northern Division
 QUALIFYING - RACES 1 & 3 - LAP ANALYSIS**

92	Mike DEVOY			B Van Diemen RF92			
1 -	2:19.655	+ 4.701	8:35:01.005	5 -	2:20.158	+ 5.204	8:44:24.863
2 -	2:17.807	+ 2.853	8:37:18.812	6 -	2:16.773	+ 1.819	8:46:41.636
3 -	2:23.134	+ 8.180	8:39:41.946	7 -	2:16.238	+ 1.284	8:48:57.874
4 -	2:22.759	+ 7.805	8:42:04.705	8 -	2:14.954		8:51:12.828

Car 92 please fit a working transponder


Weather / Track : Cloudy / Wet

Oulton Park International
 Circuit Length = 2.6920 miles
 Start: 08:30 End: 08:52

BULLETIN 3

Avon Tyres Formula Ford 1600 Northern Division - Pre 90

RACE 1 - GRID

ROW 8	2:25.161 52 Trevor MORGAN	2:31.761 55 David BEECHEY
ROW 7	2:23.605 84 Ryan DIGNAN	2:24.019 26 Mike MULLINS
ROW 6	2:19.747 68 William ALTERMAN	2:21.274 21 Barry THOMPSON
ROW 5	2:16.906 33 Andrew THOMAS	2:18.560 87 James MITCHELL
ROW 4	2:14.083 50 Ian PARKINGTON	2:14.617 46 Stuart DIX
ROW 3	2:12.533 8 Mario SARCHET	2:13.856 2 John WILKINSON
ROW 2	2:11.315 44 Lee HANNAM	2:11.393 42 Ian ELLIS
ROW 1	2:08.487 4 Nigel DOLAN	2:10.474 27 John FARRELL
Pole		
		

Oulton Park International
Circuit Length = 2.6920 miles

These results are provisional until the conclusion of any judicial and technical matters.


Clerk of Course :

Timekeeper :

BULLETIN 4

Avon Tyres Formula Ford 1600 Northern Division - Post 89

RACE 3 - GRID

ROW 8	2:27.085 51 Ian WOOD	
ROW 7	2:17.773 37 Robert SMITH	2:26.610 23 Richard HALL
ROW 6	2:12.859 36 Pete BOOKER	2:14.954 92 Mike DEVOY
ROW 5	2:09.959 91 John MURPHY	2:11.259 12 Simon KINSEY
ROW 4	2:08.549 54 Douglas CROSBIE	2:08.612 28 Chris CHISNALL
ROW 3	2:07.968 11 Mike BENNETT	2:08.393 7 Martin SHORT
ROW 2	2:06.730 22 Jamie JARDINE	2:07.637 18 Daniel WELLS
ROW 1	2:04.394 29 Stuart GOUGH	2:04.937 9 Jordan SKINNER
Pole		
		

Oulton Park International
Circuit Length = 2.6920 miles

These results are provisional until the conclusion of any judicial and technical matters.

Clerk of Course :

Timekeeper :

BULLETIN 19

Avon Tyres Formula Ford 1600 Northern Division - Post 89 RACE 3 - CLASSIFICATION

POS	NO	CL	NAME	ENTRY	LAPS	TIME	GAP	DIFF	MPH	BEST	ON
1	29	A	Stuart GOUGH	Ray GRS07	11	20:04.387			88.51	1:48.334	5
2	9	A	Jordan SKINNER	Ray GRK10	11	20:04.421	0.034	0.034	88.51	1:48.108	7
3	28	A	Chris CHISNALL	Van Diemen RF00	11	20:25.011	20.624	20.590	87.02	1:49.716	7
4	91	A	John MURPHY	Van Diemen RF99	11	20:31.855	27.468	6.844	86.53	1:50.362	6
5	11	B	Mike BENNETT	Swift SC93F	11	20:32.778	28.391	0.923	86.47	1:49.264	7
6	18	B	Daniel WELLS	Van Diemen RF91	11	20:38.145	33.758	5.367	86.10	1:51.386	3
7	7	A	Martin SHORT	Van Diemen RF00	11	20:38.260	33.873	0.115	86.09	1:50.633	7
8	22	A	Jamie JARDINE	Ray 07	11	20:38.418	34.031	0.158	86.08	1:51.253	9
9	92	B	Mike DEVOY	Van Diemen RF92	11	20:43.516	39.129	5.098	85.72	1:51.609	3
10	37	A	Robert SMITH	Van Diemen RF99	11	21:19.776	1:15.389	36.260	83.29	1:54.568	7
11	36	B	Pete BOOKER	Swift SC95	11	21:21.367	1:16.980	1.591	83.19	1:54.717	3
12	23	B	Richard HALL	Van Diemen RF92	10	20:10.768	1 lap	1 lap	80.04	1:59.674	4
13	51	B	Ian WOOD	Swift SC94	10	20:19.358	1 lap	8.590	79.47	1:56.499	6
14	54	A	Douglas CROSBIE	Van Diemen RF00	9	21:21.647	2 laps	1 lap	68.05	1:50.088	4
NOT CLASSIFIED											
DNF	12	A	Simon KINSEY	Van Diemen RF2000	9	17:27.528	2 laps		83.26	1:51.592	4
FASTEST LAP											
9	A	Jordan SKINNER	Ray GRK10		7	1:48.108		89.64 mph		144.26 kph	
11	B	Mike BENNETT	Swift SC93F		7	1:49.264		88.69 mph		142.74 kph	

Weather / Track : Sunny / Dry

These results are provisional until the conclusion of any judicial and technical matters.

Oulton Park International
Circuit Length = 2.6920 miles
Start: 12:15 End: 12:37

Clerk of Course :	Timekeeper :
-------------------	--------------

Avon Tyres Formula Ford 1600 Northern Division - Post 89

RACE 3 - LAP CHART

Lap 1			Lap 2			Lap 3			Lap 4			Lap 5		
No	Behind	Laptime	No	Behind	Laptime	No	Behind	Laptime	No	Behind	Laptime	No	Behind	Laptime
29		1:54.679	29		1:49.386	29		1:48.744	29		1:48.756	29		1:48.334
9	0.204	1:54.883	9	0.146	1:49.328	9	0.138	1:48.736	9	0.222	1:48.840	9	0.291	1:48.403
18	4.106	1:58.785	28	5.720	1:50.959	28	7.254	1:50.278	28	9.547	1:51.049	28	11.352	1:50.139
28	4.147	1:58.826	11	6.225	1:51.049	11	7.409	1:49.928	11	9.690	1:51.037	11	11.565	1:50.209
11	4.562	1:59.241	18	7.567	1:52.847	18	10.209	1:51.386	91	12.829	1:50.816	91	15.302	1:50.807
22	4.836	1:59.515	22	7.870	1:52.420	22	10.592	1:51.466	18	14.375	1:52.922	18	17.529	1:51.488
54	5.245	1:59.924	91	8.301	1:52.424	91	10.769	1:51.212	22	14.475	1:52.639	22	17.861	1:51.720
91	5.263	1:59.942	54	8.348	1:52.489	7	10.863	1:51.108	7	14.552	1:52.445	7	17.958	1:51.740
7	5.643	2:00.322	7	8.499	1:52.242	12	12.029	1:51.737	12	14.865	1:51.592	12	18.966	1:52.435
12	5.889	2:00.568	12	9.036	1:52.533	92	12.351	1:51.609	92	15.321	1:51.726	92	19.167	1:52.180
92	6.350	2:01.029	92	9.486	1:52.522	54	14.332	1:54.728	54	15.664	1:50.088	36	35.860	1:55.205
36	9.892	2:04.571	36	16.398	1:55.892	36	22.371	1:54.717	36	28.989	1:55.374	37	39.002	1:55.282
37	11.144	2:05.823	37	17.999	1:56.241	37	24.995	1:55.740	37	32.054	1:55.815	54	39.346	2:12.016 P
23	14.503	2:09.182	23	25.195	2:00.078	23	36.457	2:00.006	23	47.375	1:59.674	23	58.917	1:59.876
51	15.063	2:09.742	51	25.736	2:00.059	51	36.997	2:00.005	51	47.864	1:59.623	51	1:11.611	2:12.081

Weather / Track : Sunny / Dry

Oulton Park International
Circuit Length = 2.6920 miles
Start: 12:15 End: 12:37

Avon Tyres Formula Ford 1600 Northern Division - Post 89

RACE 3 - LAP CHART

Lap 6			Lap 7			Lap 8			Lap 9			Lap 10		
No	Behind	Laptime	No	Behind	Laptime	No	Behind	Laptime	No	Behind	Laptime	No	Behind	Laptime
29		1:48.540	29		1:48.449	29		1:48.846	29		1:48.732	29		1:49.334
9	0.440	1:48.689	9	0.099	1:48.108	9	0.102	1:48.849	9	0.092	1:48.722	9	0.012	1:49.254
28	13.129	1:50.317	28	14.396	1:49.716	28	15.863	1:50.313	28	17.545	1:50.414	51	1 LAP	2:01.065
11	13.797	1:50.772	11	14.612	1:49.264	11	16.213	1:50.447	11	17.674	1:50.193	28	18.778	1:50.567
91	17.124	1:50.362	91	19.835	1:51.160	91	22.433	1:51.444	91	24.420	1:50.719	11	18.897	1:50.557
18	20.562	1:51.573	18	23.644	1:51.531	18	26.612	1:51.814	18	29.369	1:51.489	91	26.280	1:51.194
22	21.348	1:52.027	7	23.694	1:50.633	7	27.266	1:52.418	7	29.440	1:50.906	18	32.327	1:52.292
7	21.510	1:52.092	22	24.311	1:51.412	22	27.534	1:52.069	22	30.055	1:51.253	7	32.487	1:52.381
12	22.822	1:52.396	92	27.880	1:53.277	92	30.749	1:51.715	92	33.827	1:51.810	22	32.601	1:51.880
92	23.052	1:52.425	12	28.068	1:53.695	12	32.808	1:53.586	12	1:03.062	2:18.986 P	92	36.759	1:52.266
36	42.266	1:54.946	36	49.720	1:55.903	36	57.075	1:56.201	37	1:03.879	1:55.143	37	1:09.230	1:54.685
37	45.115	1:54.653	37	51.234	1:54.568	37	57.468	1:55.080	36	1:04.416	1:56.073	36	1:10.885	1:55.803
23	1:10.273	1:59.896	23	1:21.690	1:59.866	54	2 LAPS	6:00.423 P	54	2 LAPS	1:50.797	54	2 LAPS	1:50.569
51	1:19.570	1:56.499	51	1:31.947	2:00.826	23	1:33.273	2:00.429	23	1:44.358	1:59.817			
						51	1:43.787	2:00.686						

Weather / Track : Sunny / Dry

Oulton Park International
Circuit Length = 2.6920 miles
Start: 12:15 End: 12:37

Avon Tyres Formula Ford 1600 Northern Division - Post 89

RACE 3 - LAP CHART

Lap 11		
No	Behind	Laptime
29		1:50.587
9	0.034	1:50.609
23	1 LAP	2:01.944
51	1 LAP	1:58.772
28	20.624	1:52.433
91	27.468	1:51.775
11	28.391	2:00.081
18	33.758	1:52.018
7	33.873	1:51.973
22	34.031	1:52.017
92	39.129	1:52.957
37	1:15.389	1:56.746
36	1:16.980	1:56.682
54	2 LAPS	1:50.613


Weather / Track : Sunny / Dry

Oulton Park International
Circuit Length = 2.6920 miles
Start: 12:15 End: 12:37

BULLETIN 20

Avon Tyres Formula Ford 1600 Northern Division - Post 89

RACE 9 - GRID

ROW 8	12	Simon KINSEY		
ROW 7	51	Ian WOOD	54	Douglas CROSBIE
ROW 6	36	Pete BOOKER	23	Richard HALL
ROW 5	92	Mike DEVOY	37	Robert SMITH
ROW 4	7	Martin SHORT	22	Jamie JARDINE
ROW 3	11	Mike BENNETT	18	Daniel WELLS
ROW 2	28	Chris CHISNALL	91	John MURPHY
ROW 1	29	Stuart GOUGH	9	Jordan SKINNER
Pole				
				

Oulton Park International
Circuit Length = 2.6920 miles

These results are provisional until the conclusion of any judicial and technical matters.

Clerk of Course :

Timekeeper :

BULLETIN 30

Avon Tyres Formula Ford 1600 Northern Division - Post 89 RACE 9 - CLASSIFICATION

POS	NO	CL	NAME	ENTRY	LAPS	TIME	GAP	DIFF	MPH	BEST	ON
1	9	A	Jordan SKINNER	Ray GRK10	9	16:31.379			87.98	1:48.548	3
2	11	B	Mike BENNETT	Swift SC93F	9	16:40.391	9.012	9.012	87.18	1:49.779	4
3	28	A	Chris CHISNALL	Van Diemen RF00	9	16:40.744	9.365	0.353	87.15	1:50.061	8
4	54	A	Douglas CROSBIE	Van Diemen RF00	9	16:50.461	19.082	9.717	86.31	1:50.505	2
5	7	A	Martin SHORT	Van Diemen RF00	9	16:50.766	19.387	0.305	86.29	1:50.467	7
6	18	B	Daniel WELLS	Van Diemen RF91	9	16:57.461	26.082	6.695	85.72	1:51.306	6
7	22	A	Jamie JARDINE	Ray 07	9	16:58.477	27.098	1.016	85.63	1:51.770	7
8	92	B	Mike DEVOY	Van Diemen RF92	9	17:12.267	40.888	13.790	84.49	1:52.724	2
9	36	B	Pete BOOKER	Swift SC95	9	17:23.392	52.013	11.125	83.59	1:54.711	7
10	37	A	Robert SMITH	Van Diemen RF99	9	17:23.567	52.188	0.175	83.58	1:54.373	5
11	51	B	Ian WOOD	Swift SC94	9	18:07.000	1:35.621	43.433	80.24	1:58.656	2
12	23	B	Richard HALL	Van Diemen RF92	9	18:17.994	1:46.615	10.994	79.43	2:00.245	5
NOT CLASSIFIED											
DNF	29	A	Stuart GOUGH	Ray GRS07	7	12:51.062	2 laps	2 laps	87.98	1:48.927	2
DNF	91	A	John MURPHY	Van Diemen RF99	3	5:40.067	6 laps	4 laps	85.49	1:50.964	2
FASTEST LAP											
9	A	Jordan SKINNER	Ray GRK10		3	1:48.548		89.28 mph		143.68 kph	
11	B	Mike BENNETT	Swift SC93F		4	1:49.779		88.28 mph		142.07 kph	

Weather / Track : Sunny / Dry

These results are provisional until the conclusion of any judicial and technical matters.

Oulton Park International
Circuit Length = 2.6920 miles
Start: 16:24 End: 16:43

Clerk of Course :		Timekeeper :	
-------------------	--	--------------	--

Avon Tyres Formula Ford 1600 Northern Division - Post 89

RACE 9 - LAP CHART

Lap 1			Lap 2			Lap 3			Lap 4			Lap 5		
No	Behind	Laptime	No	Behind	Laptime	No	Behind	Laptime	No	Behind	Laptime	No	Behind	Laptime
29		1:54.239	29		1:48.927	29		1:48.978	29		1:49.133	29		1:49.777
9	0.302	1:54.541	9	0.650	1:49.275	9	0.220	1:48.548	9	0.088	1:49.001	9	0.048	1:49.737
28	1.673	1:55.912	28	3.158	1:50.412	28	4.553	1:50.373	28	5.798	1:50.378	11	8.016	1:51.785
11	2.793	1:57.032	11	3.960	1:50.094	11	5.362	1:50.380	11	6.008	1:49.779	28	8.474	1:52.453
91	3.689	1:57.928	91	5.726	1:50.964	91	7.923	1:51.175	7	13.887	1:51.721	54	16.551	1:52.290
18	4.821	1:59.060	7	8.364	1:52.343	7	11.299	1:51.913	54	14.038	1:51.124	7	16.867	1:52.757
7	4.948	1:59.187	18	8.729	1:52.835	18	11.955	1:52.204	18	15.270	1:52.448	18	18.532	1:53.039
22	5.217	1:59.456	22	8.940	1:52.650	54	12.047	1:51.655	22	15.504	1:52.394	22	19.309	1:53.582
54	7.792	2:02.031	54	9.370	1:50.505	22	12.243	1:52.281	92	19.721	1:52.893	92	23.254	1:53.310
92	7.933	2:02.172	92	11.730	1:52.724	92	15.961	1:53.209	36	26.601	1:55.444	36	31.694	1:54.870
36	8.187	2:02.426	36	13.999	1:54.739	36	20.290	1:55.269	37	27.345	1:55.866	37	31.941	1:54.373
37	8.642	2:02.881	37	14.154	1:54.439	37	20.612	1:55.436	51	45.527	2:01.370	51	55.117	1:59.367
51	13.260	2:07.499	51	22.989	1:58.656	51	33.290	1:59.279	23	51.974	2:01.047	23	1:02.442	2:00.245
23	15.762	2:10.001	23	28.335	2:01.500	23	40.060	2:00.703						

Weather / Track : Sunny / Dry

Oulton Park International
 Circuit Length = 2.6920 miles
 Start: 16:24 End: 16:43

Avon Tyres Formula Ford 1600 Northern Division - Post 89

RACE 9 - LAP CHART

Lap 6			Lap 7			Lap 8			Lap 9		
No	Behind	Laptime	No	Behind	Laptime	No	Behind	Laptime	No	Behind	Laptime
29		1:49.637	9		1:50.017	9		1:49.786	9		1:50.855
9	0.030	1:49.619	29	0.324	1:50.371	11	9.251	1:50.092	11	9.012	1:50.616
11	8.769	1:50.390	11	8.945	1:50.223	28	9.721	1:50.061	28	9.365	1:50.499
28	9.007	1:50.170	28	9.446	1:50.486	54	19.141	1:50.699	54	19.082	1:50.796
54	17.679	1:50.765	54	18.228	1:50.596	7	19.566	1:50.680	7	19.387	1:50.676
7	18.252	1:51.022	7	18.672	1:50.467	18	24.465	1:52.070	18	26.082	1:52.472
18	20.201	1:51.306	18	22.181	1:52.027	22	25.942	1:52.542	22	27.098	1:52.011
22	21.463	1:51.791	22	23.186	1:51.770	92	36.468	1:55.021	92	40.888	1:55.275
92	27.194	1:53.577	92	31.233	1:54.086	36	47.869	1:54.962	36	52.013	1:54.999
36	38.029	1:55.972	36	42.693	1:54.711	37	47.983	1:54.708	37	52.188	1:55.060
37	38.115	1:55.811	37	43.061	1:54.993	51	1:25.474	2:00.438	51	1:35.621	2:01.002
51	1:05.066	1:59.586	51	1:14.822	1:59.803	23	1:36.447	2:01.179	23	1:46.615	2:01.023
23	1:14.219	2:01.414	23	1:25.054	2:00.882						

Weather / Track : Sunny / Dry

Oulton Park International
 Circuit Length = 2.6920 miles
 Start: 16:24 End: 16:43

BULLETIN 16

Avon Tyres Formula Ford 1600 Northern Division - Pre 90 RACE 1 - CLASSIFICATION

POS	NO	CL	NAME	ENTRY	LAPS	TIME	GAP	DIFF	MPH	BEST	ON
1	44	C	Lee HANNAM	Reynard RF88	11	20:55.975			84.87	1:52.391	6
2	27	C	John FARRELL	Reynard FF89	11	20:56.468	0.493	0.493	84.84	1:52.442	6
3	50	E	Ian PARKINGTON	Royale RP26	11	21:10.055	14.080	13.587	83.93	1:53.732	10
4	42	C	Ian ELLIS	Reynard FF89	11	21:12.822	16.847	2.767	83.75	1:54.065	11
5	2	D	John WILKINSON	Van Diemen RF86	11	21:44.157	48.182	31.335	81.74	1:56.961	2
6	68	C	William ALTERMAN	Reynard FF89	11	21:45.038	49.063	0.881	81.68	1:53.595	11
7	33	C	Andrew THOMAS	Reynard SF89	11	21:53.519	57.544	8.481	81.15	1:55.696	9
8	21	D	Barry THOMPSON	Van Diemen RF86	11	21:54.125	58.150	0.606	81.12	1:56.087	9
9	87	C	James MITCHELL	Van Diemen RF88	11	21:56.488	1:00.513	2.363	80.97	1:56.433	11
10	26	D	Mike MULLINS	Van Diemen RF86	11	22:04.525	1:08.550	8.037	80.48	1:57.769	9
11	84	C	Ryan DIGNAN	Van Diemen RF89	11	22:20.212	1:24.237	15.687	79.54	1:59.268	11
12	52	D	Trevor MORGAN	Van Diemen RF86	11	22:30.742	1:34.767	10.530	78.92	2:00.408	5
13	55	C	David BEECHEY	Jamun M89	9	21:15.019	2 laps	2 laps	68.40	2:17.344	9

NOT CLASSIFIED

DNC	46	E	Stuart DIX	Cooper Chinook	6	21:46.032	5 laps	3 laps	44.52	1:54.120	6
DNF	8	D	Mario SARCHET	Van Diemen RF85	4	7:51.339	7 laps	2 laps	82.24	1:53.690	4
DNF	4	D	Nigel DOLAN	Van Diemen RF86	0						

FASTEST LAP

44	C	Lee HANNAM	Reynard RF88	6	1:52.391	86.22 mph	138.77 kph
8	D	Mario SARCHET	Van Diemen RF85	4	1:53.690	85.24 mph	137.18 kph
50	E	Ian PARKINGTON	Royale RP26	10	1:53.732	85.21 mph	137.13 kph

Weather / Track : Cloudy / Dry

These results are provisional until the conclusion of any judicial and technical matters.

Oulton Park International
Circuit Length = 2.6920 miles
Start: 10:53 End: 11:16

Clerk of Course :	Timekeeper :
-------------------	--------------

Avon Tyres Formula Ford 1600 Northern Division - Pre 90

RACE 1 - LAP CHART

Lap 1			Lap 2			Lap 3			Lap 4			Lap 5		
No	Behind	Laptime	No	Behind	Laptime	No	Behind	Laptime	No	Behind	Laptime	No	Behind	Laptime
27		2:02.250	27		1:54.421	27		1:53.785	27		1:53.266	27		1:52.466
44	0.119	2:02.369	44	0.076	1:54.378	44	0.110	1:53.819	44	0.089	1:53.245	44	0.103	1:52.480
42	0.497	2:02.747	42	1.261	1:55.185	42	2.549	1:55.073	42	4.651	1:55.368	42	7.121	1:54.936
50	0.657	2:02.907	50	1.527	1:55.291	50	2.704	1:54.962	50	4.793	1:55.355	50	7.244	1:54.917
2	4.933	2:07.183	8	6.235	1:55.633	8	7.193	1:54.743	8	7.617	1:53.690	2	20.307	1:57.257
8	5.023	2:07.273	2	7.473	1:56.961	2	11.514	1:57.826	2	15.516	1:57.268	68	31.459	1:56.550
33	7.510	2:09.760	33	14.297	2:01.208	33	21.077	2:00.565	33	27.061	1:59.250	33	33.600	1:59.005
21	8.074	2:10.324	68	14.931	2:01.183	68	21.832	2:00.686	68	27.375	1:58.809	21	34.176	1:58.873
68	8.169	2:10.419	21	14.971	2:01.318	21	21.857	2:00.671	21	27.769	1:59.178	26	37.056	1:58.622
52	9.274	2:11.524	52	17.007	2:02.154	26	24.949	2:01.289	26	30.900	1:59.217	87	37.410	1:56.859
26	9.909	2:12.159	26	17.445	2:01.957	52	25.323	2:02.101	87	33.017	1:59.327	52	41.305	2:00.408
84	10.505	2:12.755	84	17.789	2:01.705	84	25.783	2:01.779	52	33.363	2:01.306	84	42.178	2:01.073
87	16.683	2:18.933	87	21.435	1:59.173	87	26.956	1:59.306	84	33.571	2:01.054			
55	28.242	2:30.492	55	54.607	2:20.786	55	1:20.787	2:19.965	55	1:49.425	2:21.904			
46	1:07.764	3:10.014 P												

Weather / Track : Cloudy / Dry

Oulton Park International
 Circuit Length = 2.6920 miles
 Start: 10:53 End: 11:16

Avon Tyres Formula Ford 1600 Northern Division - Pre 90

RACE 1 - LAP CHART

Lap 6			Lap 7			Lap 8			Lap 9			Lap 10		
No	Behind	Laptime	No	Behind	Laptime	No	Behind	Laptime	No	Behind	Laptime	No	Behind	Laptime
27		1:52.442	27		1:52.567	27		1:54.280	44		1:54.046	44		1:53.656
44	0.052	1:52.391	44	0.226	1:52.741	44	0.157	1:54.211	27	0.041	1:54.244	27	0.089	1:53.704
50	9.087	1:54.285	50	11.158	1:54.638	50	11.193	1:54.315	50	11.412	1:54.422	50	11.488	1:53.732
42	10.314	1:55.635	42	12.780	1:55.033	42	13.459	1:54.959	42	14.302	1:55.046	42	15.421	1:54.775
2	25.708	1:57.843	2	31.568	1:58.427	2	34.988	1:57.700	2	38.695	1:57.910	2	42.366	1:57.327
55	1 LAP	2:21.790	68	39.486	1:57.126	68	43.639	1:58.433	68	46.955	1:57.519	68	48.107	1:54.808
68	34.927	1:55.910	46	5 LAPS	10:56.168 P	46	5 LAPS	1:56.033	46	5 LAPS	1:55.113	46	5 LAPS	1:54.584
33	38.420	1:57.262	21	45.293	1:58.739	33	48.765	1:57.375	33	50.258	1:55.696	33	53.911	1:57.309
21	39.121	1:57.387	33	45.670	1:59.817	21	49.145	1:58.132	21	51.029	1:56.087	21	54.558	1:57.185
87	41.764	1:56.796	87	46.823	1:57.626	87	50.758	1:58.215	87	53.355	1:56.800	87	56.719	1:57.020
26	42.786	1:58.172	26	49.595	1:59.376	26	54.130	1:58.815	26	57.696	1:57.769	26	1:02.085	1:58.045
52	50.181	2:01.318	55	1 LAP	2:21.679	84	1:05.233	2:01.284	84	1:11.256	2:00.226	84	1:17.608	2:00.008
84	50.367	2:00.631	84	58.229	2:00.429	52	1:09.117	2:03.215	52	1:17.138	2:02.224	52	1:25.799	2:02.317
			52	1:00.182	2:02.568	55	1 LAP	2:23.440	55	1 LAP	2:17.619			

Weather / Track : Cloudy / Dry

Oulton Park International
Circuit Length = 2.6920 miles
Start: 10:53 End: 11:16

Avon Tyres Formula Ford 1600 Northern Division - Pre 90
RACE 1 - LAP CHART

Lap 11		
No	Behind	Laptime
44		1:52.639
27	0.493	1:53.043
50	14.080	1:55.231
42	16.847	1:54.065
55	2 LAPS	2:17.344
2	48.182	1:58.455
68	49.063	1:53.595
46	5 LAPS	1:54.120
33	57.544	1:56.272
21	58.150	1:56.231
87	1:00.513	1:56.433
26	1:08.550	1:59.104
84	1:24.237	1:59.268
52	1:34.767	2:01.607


Weather / Track : Cloudy / Dry

Oulton Park International
Circuit Length = 2.6920 miles
Start: 10:53 End: 11:16

BULLETIN 17

Avon Tyres Formula Ford 1600 Northern Division - Pre 90

RACE 7 - GRID

ROW 8	8 Mario SARCHET	4 Nigel DOLAN
ROW 7	55 David BEECHEY	46 Stuart DIX
ROW 6	84 Ryan DIGNAN	52 Trevor MORGAN
ROW 5	87 James MITCHELL	26 Mike MULLINS
ROW 4	33 Andrew THOMAS	21 Barry THOMPSON
ROW 3	2 John WILKINSON	68 William ALTERMAN
ROW 2	50 Ian PARKINGTON	42 Ian ELLIS
ROW 1	44 Lee HANNAM	27 John FARRELL
Pole		
		

Oulton Park International
Circuit Length = 2.6920 miles

These results are provisional until the conclusion of any judicial and technical matters.

Clerk of Course :		Timekeeper :
-------------------	--	--------------

BULLETIN 28

Avon Tyres Formula Ford 1600 Northern Division - Pre 90 RACE 7 - CLASSIFICATION

POS	NO	CL	NAME	ENTRY	LAPS	TIME	GAP	DIFF	MPH	BEST	ON
1	44	C	Lee HANNAM	Reynard RF88	8	15:07.750			85.40	1:52.118	6
2	27	C	John FARRELL	Reynard FF89	8	15:10.654	2.904	2.904	85.13	1:52.383	8
3	50	E	Ian PARKINGTON	Royale RP26	8	15:29.914	22.164	19.260	83.37	1:54.872	7
4	42	C	Ian ELLIS	Reynard FF89	8	15:30.053	22.303	0.139	83.36	1:54.664	8
5	4	D	Nigel DOLAN	Van Diemen RF86	8	15:30.194	22.444	0.141	83.34	1:52.300	5
6	46	E	Stuart DIX	Cooper Chinook	8	15:32.406	24.656	2.212	83.15	1:54.163	5
7	87	C	James MITCHELL	Van Dieman RF88	8	15:34.850	27.100	2.444	82.93	1:54.355	8
8	68	C	William ALTERMAN	Reynard FF89	8	15:35.142	27.392	0.292	82.90	1:55.287	5
9	2	D	John WILKINSON	Van Diemen RF86	8	15:46.056	38.306	10.914	81.95	1:56.085	3
10	33	C	Andrew THOMAS	Reynard SF89	8	15:55.445	47.695	9.389	81.14	1:56.252	5
11	21	D	Barry THOMPSON	Van Diemen RF86	8	16:00.538	52.788	5.093	80.71	1:57.413	2
12	84	C	Ryan DIGNAN	Van Diemen RF89	8	16:25.562	1:17.812	25.024	78.66	1:58.346	8
13	55	C	David BEECHEY	Jamun M89	7	15:57.323	1 lap	1 lap	70.86	2:14.797	2

NOT CLASSIFIED

DNF	26	D	Mike MULLINS	Van Diemen RF86	4	8:06.271	4 laps	3 laps	79.71	1:58.495	3
DNF	52	D	Trevor MORGAN	Van Diemen RF86	4	8:06.441	4 laps	0.170	79.69	1:59.202	4

FASTEST LAP

44	C	Lee HANNAM	Reynard RF88	6	1:52.118	86.43 mph	139.10 kph
4	D	Nigel DOLAN	Van Diemen RF86	5	1:52.300	86.29 mph	138.88 kph
46	E	Stuart DIX	Cooper Chinook	5	1:54.163	84.89 mph	136.61 kph

Weather / Track : Sunny / Dry

These results are provisional until the conclusion of any judicial and technical matters.

Oulton Park International
Circuit Length = 2.6920 miles
Start: 15:18 End: 15:35

Clerk of Course :	Timekeeper :
-------------------	--------------

Avon Tyres Formula Ford 1600 Northern Division - Pre 90

RACE 7 - LAP CHART

Lap 1			Lap 2			Lap 3			Lap 4			Lap 5		
No	Behind	Laptime	No	Behind	Laptime	No	Behind	Laptime	No	Behind	Laptime	No	Behind	Laptime
44		1:58.335	44		1:52.791	44		1:52.544	44		1:53.071	44		1:52.589
27	0.844	1:59.179	27	0.645	1:52.592	27	0.577	1:52.476	27	0.112	1:52.606	27	0.316	1:52.793
50	3.044	2:01.379	50	5.882	1:55.629	50	9.597	1:56.259	50	11.943	1:55.417	50	14.611	1:55.257
42	4.568	2:02.903	42	8.005	1:56.228	42	11.192	1:55.731	42	13.616	1:55.495	42	15.882	1:54.855
2	4.984	2:03.319	2	8.717	1:56.524	2	12.258	1:56.085	68	15.401	1:55.925	68	18.099	1:55.287
68	5.262	2:03.597	68	8.840	1:56.369	68	12.547	1:56.251	46	16.651	1:54.959	46	18.225	1:54.163
87	6.621	2:04.956	4	10.261	1:55.045	87	13.345	1:55.444	87	16.891	1:56.617	87	19.372	1:55.070
21	7.681	2:06.016	87	10.445	1:56.615	46	14.763	1:55.057	2	17.913	1:58.726	4	19.655	1:52.300
4	8.007	2:06.342	46	12.250	1:55.044	21	18.260	1:58.501	4	19.944	1:54.356	2	22.001	1:56.677
52	9.639	2:07.974	21	12.303	1:57.413	4	18.659	2:00.942	21	24.289	1:59.100	21	30.291	1:58.591
46	9.997	2:08.332	52	16.320	1:59.472	26	22.891	1:58.495	33	29.002	1:58.080	33	32.665	1:56.252
26	10.745	2:09.080	26	16.940	1:58.986	52	23.569	1:59.793	26	29.530	1:59.710	84	56.473	2:00.994
33	11.764	2:10.099	33	17.318	1:58.345	33	23.993	1:59.219	52	29.700	1:59.202			
84	12.601	2:10.936	84	29.987	2:10.177	84	40.407	2:02.964	84	48.068	2:00.732			
55	21.854	2:20.189	55	43.860	2:14.797	55	1:06.614	2:15.298	55	1:28.629	2:15.086			

Weather / Track : Suuny / Dry

Oulton Park International
 Circuit Length = 2.6920 miles
 Start: 15:18 End: 15:35

Avon Tyres Formula Ford 1600 Northern Division - Pre 90
RACE 7 - LAP CHART

Lap 6			Lap 7			Lap 8		
No	Behind	Laptime	No	Behind	Laptime	No	Behind	Laptime
44		1:52.118	44		1:52.752	44		1:53.550
55	1 LAP	2:16.263	27	4.071	1:54.661	27	2.904	1:52.383
27	2.162	1:53.964	50	20.445	1:54.872	50	22.164	1:55.269
50	18.325	1:55.832	42	21.189	1:55.117	42	22.303	1:54.664
42	18.824	1:55.060	46	23.657	1:55.136	4	22.444	1:52.310
46	21.273	1:55.166	4	23.684	1:54.810	46	24.656	1:54.549
68	21.468	1:55.487	68	25.450	1:56.734	87	27.100	1:54.355
4	21.626	1:54.089	55	1 LAP	2:18.755	68	27.392	1:55.492
87	24.351	1:57.097	87	26.295	1:54.696	2	38.306	1:58.963
2	27.584	1:57.701	2	32.893	1:58.061	33	47.695	1:57.307
33	38.381	1:57.834	33	43.938	1:58.309	55	1 LAP	2:16.935
21	42.124	2:03.951	21	48.358	1:58.986	21	52.788	1:57.980
84	1:06.869	2:02.514	84	1:13.016	1:58.899	84	1:17.812	1:58.346

Weather / Track : Suuny / Dry

Oulton Park International
 Circuit Length = 2.6920 miles
 Start: 15:18 End: 15:35

BULLETIN 5

Porshee GT3 Cup Challenge & Porsche Club Championship - Class 2 QUALIFYING - RACE 2 - CLASSIFICATION

POS	NO	CL	NAME	ENTRY	TIME	ON	LAPS	GAP	DIFF	MPH
1	78	1	James GEDDIE	Porsche 997	1:57.146	6	7			82.72
2	17	1	Stephen RITCHIE	Porsche 997 CT3 Cup	2:00.781	7	9	3.635	3.635	80.23
3	95	2	Peter SMALLWOOD	Porsche 996 GT3 Cup	2:01.594	2	8	4.448	0.813	79.70
4	7	1	Bertie CARRUTHERS	Porsche 997	2:03.724	3	8	6.578	2.130	78.32
5	47	3	Mike JOHNSON	Porsche 911 SC	2:09.534	7	8	12.388	5.810	74.81
6	13	C2	Tim BATES	Porsche 911 SC	2:12.013	7	8	14.867	2.479	73.41
7	14	3	Mark MCALEER	Porsche 968 CS	2:16.964	8	8	19.818	4.951	70.75
8	26	3	Peter ERCEG	Porsche 968	2:18.701	7	7	21.555	1.737	69.87
9	44	C2	Anthony OLIVER	Porsche 944 S2	2:19.866	5	8	22.720	1.165	69.28
10	39	C2	Chris DYER	Porsche 944 S2	2:20.083	6	8	22.937	0.217	69.18
11	46	3	Miles MASARATI	Porsche 968 CS	2:22.050	6	6	24.904	1.967	68.22
12	72	C2	Richard BENNETT	Porsche 944	2:25.095	6	7	27.949	3.045	66.79
13	45	C2	Paul SEAGRAVE	Porsche 944 S2	2:26.585	7	7	29.439	1.490	66.11

Weather / Track : Cloudy / Wet
These results are provisional until the conclusion of any judicial and technical matters.

Oulton Park International
Circuit Length = 2.6920 miles
Start: 08:55 End: 09:17

Clerk of Course :		Timekeeper :
-------------------	--	--------------

Porsche GT3 Cup Challenge & Porsche Club Championship - Class 2
QUALIFYING - RACE 2 - LAP ANALYSIS

7	Bertie CARRUTHERS		1 Porsche 997				
1 -	2:04.970	+ 1.246	8:59:46.598	5 -	2:21.435 P	+ 17.711	9:08:22.832
2 -	2:04.341	+ 0.617	9:01:50.939	6 -	3:15.979	+ 1:12.255	9:11:38.811
3 -	2:03.724		9:03:54.663	7 -	2:06.338	+ 2.614	9:13:45.149
4 -	2:06.734	+ 3.010	9:06:01.397	8 -	2:04.188	+ 0.464	9:15:49.337
13	Tim BATES		C2 Porsche 911 SC				
1 -	2:22.613	+ 10.600	9:00:31.432	5 -	2:12.393	+ 0.380	9:09:39.457
2 -	2:21.712	+ 9.699	9:02:53.144	6 -	2:12.917	+ 0.904	9:11:52.374
3 -	2:18.870	+ 6.857	9:05:12.014	7 -	2:12.013		9:14:04.387
4 -	2:15.050	+ 3.037	9:07:27.064	8 -	2:12.240	+ 0.227	9:16:16.627
14	Mark MCALEER		3 Porsche 968 CS				
1 -	2:30.288	+ 13.324	9:00:47.706	5 -	2:20.756	+ 3.792	9:10:21.706
2 -	2:24.846	+ 7.882	9:03:12.552	6 -	2:20.088	+ 3.124	9:12:41.794
3 -	2:23.751	+ 6.787	9:05:36.303	7 -	2:21.405	+ 4.441	9:15:03.199
4 -	2:24.647	+ 7.683	9:08:00.950	8 -	2:16.964		9:17:20.163
17	Stephen RITCHIE		1 Porsche 997 CT3 Cup				
1 -	2:13.715	+ 12.934	9:00:32.346	6 -	2:02.330	+ 1.549	9:10:53.774
2 -	2:10.747	+ 9.966	9:02:43.093	7 -	2:00.781		9:12:54.555
3 -	2:05.000	+ 4.219	9:04:48.093	8 -	2:01.026	+ 0.245	9:14:55.581
4 -	2:02.098	+ 1.317	9:06:50.191	9 -	2:26.099	+ 25.318	9:17:21.680
5 -	2:01.253	+ 0.472	9:08:51.444				
26	Peter ERCEG		3 Porsche 968				
1 -	2:31.392	+ 12.691	9:00:54.145	5 -	2:22.778	+ 4.077	9:10:37.919
2 -	2:28.006	+ 9.305	9:03:22.151	6 -	2:21.415	+ 2.714	9:12:59.334
3 -	2:26.672	+ 7.971	9:05:48.823	7 -	2:18.701		9:15:18.035
4 -	2:26.318	+ 7.617	9:08:15.141				
39	Chris DYER		C2 Porsche 944 S2				
1 -	2:29.836	+ 9.753	9:00:46.702	5 -	2:21.190	+ 1.107	9:10:21.226
2 -	2:24.968	+ 4.885	9:03:11.670	6 -	2:20.083		9:12:41.309
3 -	2:23.797	+ 3.714	9:05:35.467	7 -	2:22.601	+ 2.518	9:15:03.910
4 -	2:24.569	+ 4.486	9:08:00.036	8 -	2:20.973	+ 0.890	9:17:24.883
44	Anthony OLIVER		C2 Porsche 944 S2				
1 -	2:32.360	+ 12.494	9:00:37.174	5 -	2:19.866		9:10:09.143
2 -	2:25.787	+ 5.921	9:03:02.961	6 -	2:21.378	+ 1.512	9:12:30.521
3 -	2:24.608	+ 4.742	9:05:27.569	7 -	2:21.539	+ 1.673	9:14:52.060
4 -	2:21.708	+ 1.842	9:07:49.277	8 -	2:22.785	+ 2.919	9:17:14.845
45	Paul SEAGRAVE		C2 Porsche 944 S2				
1 -	2:34.541	+ 7.956	9:01:05.478	5 -	2:29.592	+ 3.007	9:11:22.589
2 -	2:33.030	+ 6.445	9:03:38.508	6 -	2:29.092	+ 2.507	9:13:51.681
3 -	2:35.300	+ 8.715	9:06:13.808	7 -	2:26.585		9:16:18.266
4 -	2:39.189	+ 12.604	9:08:52.997				
46	Miles MASARATI		3 Porsche 968 CS				
1 -	2:31.880	+ 9.830	9:01:17.399	4 -	2:29.285 P	+ 7.235	9:08:34.039
2 -	2:24.196	+ 2.146	9:03:41.595	5 -	5:24.015	+ 3:01.965	9:13:58.054
3 -	2:23.159	+ 1.109	9:06:04.754	6 -	2:22.050		9:16:20.104
47	Mike JOHNSON		3 Porsche 911 SC				
1 -	2:20.380	+ 10.846	9:00:34.388	5 -	2:12.541	+ 3.007	9:09:35.672
2 -	2:19.289	+ 9.755	9:02:53.677	6 -	2:09.929	+ 0.395	9:11:45.601
3 -	2:15.773	+ 6.239	9:05:09.450	7 -	2:09.534		9:13:55.135
4 -	2:13.681	+ 4.147	9:07:23.131	8 -	2:10.607	+ 1.073	9:16:05.742

Weather / Track : Cloudy / Wet

Oulton Park International
Circuit Length = 2.6920 miles
Start: 08:55 End: 09:17

Porsche GT3 Cup Challenge & Porsche Club Championship - Class 2
QUALIFYING - RACE 2 - LAP ANALYSIS

72	Richard BENNETT		C2 Porsche 944				
1 -	2:40.013	+ 14.918	9:01:04.765	5 -	2:26.997	+ 1.902	9:11:09.079
2 -	2:32.901	+ 7.806	9:03:37.666	6 -	2:25.095		9:13:34.174
3 -	2:34.688	+ 9.593	9:06:12.354	7 -	2:25.129	+ 0.034	9:15:59.303
4 -	2:29.728	+ 4.633	9:08:42.082				
78	James GEDDIE		1 Porsche 997				
1 -	1:57.742	+ 0.596	8:59:49.465	5 -	2:00.638	+ 3.492	9:07:47.608
2 -	1:58.302	+ 1.156	9:01:47.767	6 -	1:57.146		9:09:44.754
3 -	1:59.255	+ 2.109	9:03:47.022	7 -	2:47.422 P	+ 50.276	9:12:32.176
4 -	1:59.948	+ 2.802	9:05:46.970				
95	Peter SMALLWOOD		2 Porsche 996 GT3 Cup				
1 -	2:01.727	+ 0.133	8:59:34.164	5 -	2:07.339	+ 5.745	9:07:53.437
2 -	2:01.594		9:01:35.758	6 -	2:05.526	+ 3.932	9:09:58.963
3 -	2:03.094	+ 1.500	9:03:38.852	7 -	2:11.316 P	+ 9.722	9:12:10.279
4 -	2:07.246	+ 5.652	9:05:46.098	8 -	3:14.386	+ 1:12.792	9:15:24.665


Weather / Track : Cloudy / Wet

Oulton Park International
 Circuit Length = 2.6920 miles
 Start: 08:55 End: 09:17

BULLETIN 6

Porshee GT3 Cup Challenge & Porsche Club Championship - Class 2

RACE 2 - GRID

ROW 9	45	2:26.585 Paul SEAGRAVE			
ROW 8		39	2:20.083 Chris DYER	72	2:25.095 Richard BENNETT
ROW 7	13	2:12.013 Tim BATES		44	2:19.866 Anthony OLIVER
ROW 6					
ROW 5					
ROW 4		26	2:18.701 Peter ERCEG	46	2:22.050 Miles MASARATI
ROW 3	47	2:09.534 Mike JOHNSON		14	2:16.964 Mark MCALEER
ROW 2		95	2:01.594 Peter SMALLWOOD	7	2:03.724 Bertie CARRUTHERS
ROW 1	78	1:57.146 James GEDDIE		17	2:00.781 Stephen RITCHIE
Pole					
					

Oulton Park International
Circuit Length = 2.6920 miles

These results are provisional until the conclusion of any judicial and technical matters.

Clerk of Course :

Timekeeper :

BULLETIN 22

Porsche GT3 Cup Challenge & Porsche Club Championship - Class 2 RACE 2 - CLASSIFICATION AMENDED

POS	NO	CL	NAME	ENTRY	LAPS	TIME	GAP	DIFF	MPH	BEST	ON
1	78	1	James GEDDIE	Porsche 997	13	23:04.184			91.01	1:44.764	6
2	17	1	Stephen RITCHIE	Porsche 997 CT3 Cup	13	23:06.637	2.453	2.453	90.85	1:45.293	4
3	7	1	Bertie CARRUTHERS	Porsche 997	13	24:07.494	1:03.310	1:00.857	87.03	1:49.461	3
4	95	2	Peter SMALLWOOD	Porsche 996 GT3 Cup	13	24:52.534	1:48.350	45.040	84.41	1:53.088	8
5	47	3	Mike JOHNSON	Porsche 911 SC	12	24:14.428	1 lap	1 lap	79.95	1:58.196	6
6	72	C2	Richard BENNETT	Porsche 944	12	25:00.224	1 lap	45.796	77.51	2:02.085	10
7	44	C2	Anthony OLIVER	Porsche 944 S2	11	24:29.972	2 laps	1 lap	72.52	2:04.805	4

NOT CLASSIFIED

DNF	13	C2	Tim BATES	Porsche 911 SC	8	17:28.854	5 laps	3 laps	73.91	2:00.170	6
DNF	46	3	Miles MASARATI	Porsche 968 CS	7	14:12.198	6 laps	1 lap	79.60	1:59.799	5
DNF	26	3	Peter ERCEG	Porsche 968	3	8:28.866	10 laps	4 laps	57.13	2:02.496	2
DNF	45	C2	Paul SEAGRAVE	Porsche 944 S2	0						

FASTEST LAP

78	1	James GEDDIE	Porsche 997	6	1:44.764	92.50 mph	148.87 kph
95	2	Peter SMALLWOOD	Porsche 996 GT3 Cup	8	1:53.088	85.69 mph	137.91 kph
47	3	Mike JOHNSON	Porsche 911 SC	6	1:58.196	81.99 mph	131.95 kph
13	C2	Tim BATES	Porsche 911 SC	6	2:00.170	80.64 mph	129.78 kph

Car 39 Disqualified for result

Weather / Track : Cloudy / Dry

These results are provisional until the conclusion of any judicial and technical matters.

Oulton Park International
Circuit Length = 2.6920 miles
Start: 11:29 End: 11:54

Clerk of Course :		Timekeeper :	
-------------------	--	--------------	--

Porsche GT3 Cup Challenge & Porsche Club Championship - Class 2

RACE 2 - LAP CHART

Lap 1			Lap 2			Lap 3			Lap 4			Lap 5		
No	Behind	Laptime	No	Behind	Laptime	No	Behind	Laptime	No	Behind	Laptime	No	Behind	Laptime
17		1:52.378	17		1:47.080	17		1:45.810	17		1:45.293	17		1:45.784
78	1.325	1:53.703	78	0.461	1:46.216	78	1.221	1:46.570	78	0.995	1:45.067	78	0.818	1:45.607
7	5.198	1:57.576	7	8.487	1:50.369	7	12.138	1:49.461	7	16.497	1:49.652	7	20.262	1:49.549
95	8.209	2:00.587	95	14.397	1:53.268	95	22.243	1:53.656	95	32.053	1:55.103	95	39.954	1:53.685
47	12.710	2:05.088	47	25.458	1:59.828	47	38.381	1:58.733	47	53.257	2:00.169	47	1:06.773	1:59.300
46	15.589	2:07.967	46	29.212	2:00.703	46	43.777	2:00.375	46	1:00.686	2:02.202	46	1:14.701	1:59.799
26	18.949	2:11.327	26	34.365	2:02.496	13	50.076	2:01.145	13	1:05.010	2:00.227	13	1:19.651	2:00.425
13	19.621	2:11.999	13	34.741	2:02.200	39	50.412	2:01.303	39	1:06.547	2:01.428	39	1:21.016	2:00.253
39	20.051	2:12.429	39	34.919	2:01.948	72	1:02.905	2:05.458	26	1 LAP	4:15.043 P	72	1:41.183	2:04.512
72	23.082	2:15.460	72	43.257	2:07.255	44	1:05.723	2:06.633	72	1:22.455	2:04.843			
44	24.626	2:17.004	44	44.900	2:07.354				44	1:25.235	2:04.805			

Weather / Track : Cloudy / Dry

Oulton Park International
Circuit Length = 2.6920 miles
Start: 11:29 End: 11:54

Porsche GT3 Cup Challenge & Porsche Club Championship - Class 2

RACE 2 - LAP CHART

Lap 6			Lap 7			Lap 8			Lap 9			Lap 10		
No	Behind	Laptime	No	Behind	Laptime	No	Behind	Laptime	No	Behind	Laptime	No	Behind	Laptime
17		1:45.450	17		1:46.419	78		1:46.416	78		1:46.422	78		1:46.557
78	0.132	1:44.764	78	0.123	1:46.410	17	1.809	1:48.348	17	1.013	1:45.626	17	0.851	1:46.395
44	1 LAP	2:06.833	72	1 LAP	2:04.045	13	1 LAP	2:00.787	39	1 LAP	2:05.750	47	1 LAP	2:01.769
7	24.540	1:49.728	44	1 LAP	2:06.637	39	1 LAP	2:00.590	7	44.614	1:57.730	44	2 LAPS	2:44.606 P
95	48.316	1:53.812	7	27.816	1:49.695	72	1 LAP	2:02.672	72	1 LAP	2:04.692	39	1 LAP	2:04.388
47	1:19.519	1:58.196	95	55.173	1:53.276	7	33.306	1:52.029	95	1:14.040	1:58.740	7	48.743	1:50.686
46	1:30.182	2:00.931	47	1:31.306	1:58.206	95	1:01.722	1:53.088	13	1 LAP	3:11.901 P	72	1 LAP	2:04.198
13	1:34.371	2:00.170	46	1:43.984	2:00.221	44	1 LAP	2:28.900 P				95	1:22.169	1:54.686
39	1:34.808	1:59.242				47	1:44.251	1:59.484						

Porsche GT3 Cup Challenge & Porsche Club Championship - Class 2
RACE 2 - LAP CHART

Lap 11			Lap 12			Lap 13		
No	Behind	Laptime	No	Behind	Laptime	No	Behind	Laptime
78		1:45.133	78		1:45.465	78		1:45.854
17	1.491	1:45.773	17	1.893	1:45.867	17	2.453	1:46.414
47	1 LAP	2:01.630	47	1 LAP	2:02.417	7	1:03.310	1:50.644
44	2 LAPS	2:10.503	7	58.520	1:50.345	47	1 LAP	2:09.608
7	53.640	1:50.030	44	2 LAPS	2:09.087	44	2 LAPS	2:07.610
39	1 LAP	2:05.676	39	1 LAP	2:05.484	39	1 LAP	2:08.671
72	1 LAP	2:02.085	72	1 LAP	2:02.121	95	1:48.350	1:54.771
95	1:31.350	1:54.314	95	1:39.433	1:53.548	72	1 LAP	2:02.883


Weather / Track : Cloudy / Dry

Oulton Park International
 Circuit Length = 2.6920 miles
 Start: 11:29 End: 11:54

BULLETIN 7

Porshee GT3 Cup Challenge & Porsche Club Championship - Class 2

RACE 8 - GRID

ROW 9	2:29.092 45 Paul SEAGRAVE		
ROW 8	2:21.378 44 Anthony OLIVER		2:25.129 72 Richard BENNETT
ROW 7	2:12.240 13 Tim BATES	2:20.973 39 Chris DYER	
ROW 6			
ROW 5			
ROW 4	2:21.415 26 Peter ERCEG		2:23.159 46 Miles MASARATI
ROW 3	2:09.929 47 Mike JOHNSON	2:20.088 14 Mark MCALEER	
ROW 2	2:01.727 95 Peter SMALLWOOD		2:04.188 7 Bertie CARRUTHERS
ROW 1	1:57.742 78 James GEDDIE	2:01.026 17 Stephen RITCHIE	
Pole			
			

Oulton Park International
Circuit Length = 2.6920 miles

These results are provisional until the conclusion of any judicial and technical matters.

Clerk of Course :		Timekeeper :
-------------------	--	--------------

BULLETIN 18

Porsche GT3 Cup Challenge & Porsche Club Championship - Class 2 RACE 2 - CLASSIFICATION

POS	NO	CL	NAME	ENTRY	LAPS	TIME	GAP	DIFF	MPH	BEST	ON
1	78	1	James GEDDIE	Porsche 997	13	23:04.184			91.01	1:44.764	6
2	17	1	Stephen RITCHIE	Porsche 997 CT3 Cup	13	23:06.637	2.453	2.453	90.85	1:45.293	4
3	7	1	Bertie CARRUTHERS	Porsche 997	13	24:07.494	1:03.310	1:00.857	87.03	1:49.461	3
4	95	2	Peter SMALLWOOD	Porsche 996 GT3 Cup	13	24:52.534	1:48.350	45.040	84.41	1:53.088	8
5	47	3	Mike JOHNSON	Porsche 911 SC	12	24:14.428	1 lap	1 lap	79.95	1:58.196	6
6	39	C2	Chris DYER	Porsche 944 S2	12	24:47.162	1 lap	32.734	78.19	1:59.242	6
7	72	C2	Richard BENNETT	Porsche 944	12	25:00.224	1 lap	13.062	77.51	2:02.085	10
8	44	C2	Anthony OLIVER	Porsche 944 S2	11	24:29.972	2 laps	1 lap	72.52	2:04.805	4

NOT CLASSIFIED

<i>DNF</i>	13	C2	Tim BATES	Porsche 911 SC	8	17:28.854	5 laps	3 laps	73.91	2:00.170	6
<i>DNF</i>	46	3	Miles MASARATI	Porsche 968 CS	7	14:12.198	6 laps	1 lap	79.60	1:59.799	5
<i>DNF</i>	26	3	Peter ERCEG	Porsche 968	3	8:28.866	10 laps	4 laps	57.13	2:02.496	2
<i>DNF</i>	45	C2	Paul SEAGRAVE	Porsche 944 S2	0						

FASTEST LAP

78	1	James GEDDIE	Porsche 997	6	1:44.764	92.50 mph	148.87 kph
95	2	Peter SMALLWOOD	Porsche 996 GT3 Cup	8	1:53.088	85.69 mph	137.91 kph
47	3	Mike JOHNSON	Porsche 911 SC	6	1:58.196	81.99 mph	131.95 kph
39	C2	Chris DYER	Porsche 944 S2	6	1:59.242	81.27 mph	130.79 kph

Weather / Track : Cloudy / Dry

These results are provisional until the conclusion of any judicial and technical matters.

Oulton Park International
Circuit Length = 2.6920 miles
Start: 11:29 End: 11:54

Clerk of Course :		Timekeeper :	
-------------------	--	--------------	--

Porshee GT3 Cup Challenge & Porsche Club Championship - Class 2

RACE 8 - LAP CHART

Lap 1			Lap 2			Lap 3			Lap 4			Lap 5		
No	Behind	Laptime	No	Behind	Laptime	No	Behind	Laptime	No	Behind	Laptime	No	Behind	Laptime
78		1:51.772	78		1:46.875	78		1:46.683	78		1:45.558	78		1:47.457
17	1.613	1:53.385	17	1.716	1:46.978	17	1.438	1:46.405	17	2.361	1:46.481	17	1.159	1:46.255
7	4.687	1:56.459	7	7.843	1:50.031	7	12.737	1:51.577	7	18.904	1:51.725	45	1 LAP	2:14.636
95	6.782	1:58.554	95	13.657	1:53.750	95	21.678	1:54.704	95	31.148	1:55.028	7	23.714	1:52.267
47	12.128	2:03.900	47	23.968	1:58.715	47	36.154	1:58.869	47	48.854	1:58.258	95	38.114	1:54.423
39	17.510	2:09.282	39	32.288	2:01.653	39	48.527	2:02.922	39	1:04.955	2:01.986	47	59.965	1:58.568
13	20.371	2:12.143	13	35.921	2:02.425	13	51.806	2:02.568	13	1:08.559	2:02.311	39	1:19.099	2:01.601
26	24.639	2:16.411	26	44.166	2:06.402	26	1:02.363	2:04.880	26	1:21.728	2:04.923	13	1:23.227	2:02.125
44	25.443	2:17.215	44	45.713	2:07.145	44	1:05.125	2:06.095	44	1:25.633	2:06.066	26	1:39.079	2:04.808
45	32.509	2:24.281	72	53.772	2:06.665	72	1:11.686	2:04.597	72	1:29.699	2:03.571	44	1:42.849	2:04.673
72	33.982	2:25.754	45	59.251	2:13.617	46	1:18.762	2:03.270	46	1:34.066	2:00.862	72	1:44.677	2:02.435
46	45.855	2:37.627	46	1:02.175	2:03.195	45	1:27.570	2:15.002						

Weather / Track : Sunny / Dry

Oulton Park International
Circuit Length = 2.6920 miles
Start: 15:47 End: 16:15

Porshee GT3 Cup Challenge & Porsche Club Championship - Class 2

RACE 8 - LAP CHART

Lap 6			Lap 7			Lap 8			Lap 9			Lap 10		
No	Behind	Laptime	No	Behind	Laptime	No	Behind	Laptime	No	Behind	Laptime	No	Behind	Laptime
78		1:45.494	78		1:48.596	78		1:46.604	78		1:46.345	78		1:48.174
17	2.944	1:47.279	17	1.202	1:46.854	17	0.909	1:46.311	17	0.824	1:46.260	47	1 LAP	2:01.617
46	1 LAP	2:07.923 P	26	1 LAP	2:04.940	39	1 LAP	2:02.466	39	1 LAP	2:02.125	45	2 LAPS	2:12.193
7	33.043	1:54.823	72	1 LAP	2:03.869	13	1 LAP	2:02.512	13	1 LAP	2:01.604	17	6.208	1:53.558
45	1 LAP	2:13.067	44	1 LAP	2:08.064	26	1 LAP	2:05.291	72	1 LAP	2:03.231	39	1 LAP	2:01.970
95	46.826	1:54.206	7	37.563	1:53.116	72	1 LAP	2:02.143	26	1 LAP	2:06.382	13	1 LAP	2:01.409
47	1:12.224	1:57.753	95	54.418	1:56.188	44	1 LAP	2:05.900	7	48.688	1:52.311	7	52.549	1:52.035
39	1:35.216	2:01.611	45	1 LAP	2:11.835	7	42.722	1:51.763	44	1 LAP	2:09.367	72	1 LAP	2:03.102
13	1:39.591	2:01.858	47	1:21.176	1:57.548	95	1:02.440	1:54.626	95	1:09.503	1:53.408	26	1 LAP	2:04.960
						45	1 LAP	2:11.066				95	1:15.538	1:54.209
						47	1:34.010	1:59.438				44	1 LAP	2:10.921

Weather / Track : Sunny / Dry

Oulton Park International
Circuit Length = 2.6920 miles
Start: 15:47 End: 16:15

Porshee GT3 Cup Challenge & Porsche Club Championship - Class 2
RACE 8 - LAP CHART

Lap 11			Lap 12			Lap 13			Lap 14		
No	Behind	Laptime	No	Behind	Laptime	No	Behind	Laptime	No	Behind	Laptime
78		1:46.948	78		1:46.793	78		1:47.995	78		1:48.579
17	5.663	1:46.403	17	5.992	1:47.122	17	5.353	1:47.356	17	5.668	1:48.894
47	1 LAP	1:58.818	47	1 LAP	1:59.036	44	2 LAPS	2:11.035	26	2 LAPS	2:05.969
45	2 LAPS	2:09.767	45	2 LAPS	2:11.324	47	1 LAP	2:00.254	44	2 LAPS	2:10.149
39	1 LAP	2:00.764	39	1 LAP	2:00.155	7	1:03.788	1:51.153	47	1 LAP	2:00.574
13	1 LAP	2:00.470	7	1:00.630	1:51.138	39	1 LAP	2:01.624	7	1:09.267	1:54.058
7	56.285	1:50.684	13	1 LAP	2:01.437	45	2 LAPS	2:11.398	39	1 LAP	2:02.462
72	1 LAP	2:02.350	95	1:31.587	1:55.093	13	1 LAP	2:01.253	13	1 LAP	2:01.209
95	1:23.287	1:54.697	72	1 LAP	2:02.126	95	1:36.560	1:52.968	45	2 LAPS	2:10.597
26	1 LAP	2:08.608	26	1 LAP	2:05.587	72	1 LAP	2:02.003	95	1:41.795	1:53.814
44	1 LAP	2:08.567							72	1 LAP	2:02.246

Weather / Track : Sunny / Dry

Oulton Park International
 Circuit Length = 2.6920 miles
 Start: 15:47 End: 16:15

BULLETIN 8

BRSCC Formula Jedi Championship QUALIFYING - RACE 4 - CLASSIFICATION

POS	NO	CL	NAME	ENTRY	TIME	ON	LAPS	GAP	DIFF	MPH
1	1		Richard MITCHAM	Jedi MK 6	1:44.402	8	8			92.82
2	8		Richard GITTINGS	Jedi MK 6	1:46.732	8	8	2.330	2.330	90.80
3	3		Stuart ABBOTT	Jedi MK 6	1:48.657	7	8	4.255	1.925	89.19
4	17		Andrew DUNN	Jedi MK 6	1:48.821	8	8	4.419	0.164	89.05
5	55		Daniel COOK	Jedi MK 6	1:49.586	4	7	5.184	0.765	88.43
6	22		Scott STEVENS	Jedi MK 6	1:49.932	6	8	5.530	0.346	88.15
7	42		Paul BUTCHER	Jedi Mk.VI	1:49.971	7	7	5.569	0.039	88.12
8	6		Barry ARMSTRONG	Jedi MK 6	1:50.540	4	8	6.138	0.569	87.67
9	2		Jack SMITH	Jedi MK 6	1:50.615	7	8	6.213	0.075	87.61
10	14		Adam WALKER	Jedi MK 6	1:54.209	7	7	9.807	3.594	84.85
11	45		Graham DYSON	Jedi MK 4	1:54.303	7	9	9.901	0.094	84.78
12	16		Dan CLOWES	Jedi MK 6	1:54.732	2	3	10.330	0.429	84.46
13	38		Andrew WARD	Jedi Mk 6	1:55.017	5	7	10.615	0.285	84.25
14	69		Mark CUNNINGTON	Jedi R1	1:57.672	9	9	13.270	2.655	82.35
15	30		Marc FORTUNE	Jedi MK 6	2:01.593	2	4	17.191	3.921	79.70
16	78		Daniel LEVY	Jedi MK 4	2:02.778	8	8	18.376	1.185	78.93
17	29		Dax WARD	Jedi MK 6	2:03.056	2	4	18.654	0.278	78.75
18	18		David ABBOTT	Jedi MK 6	2:05.688	8	8	21.286	2.632	77.10
19	37		Andrew SIMPSON	Jedi MK6	2:07.647	8	8	23.245	1.959	75.92
20	40		Mike REED	Jedi MK6	2:09.189	8	8	24.787	1.542	75.01
21	25		Ian BLUNT	Jedi Mk 6	2:26.582	3	5	42.180	17.393	66.11

Weather / Track : Bright / Damp
These results are provisional until the conclusion of any judicial and technical matters.

Oulton Park International
Circuit Length = 2.6920 miles
Start: 09:22 End: 09:45

Clerk of Course :

Timekeeper :

BRSCC Formula Jedi Championship

QUALIFYING - RACE 4 - LAP ANALYSIS

1	Richard MITCHAM		Jedi MK 6				
1 -	1:51.681	+ 7.279	9:26:53.496	5 -	1:48.672	+ 4.270	9:34:13.984
2 -	1:54.174	+ 9.772	9:28:47.670	6 -	1:59.921 P	+ 15.519	9:36:13.905
3 -	1:49.501	+ 5.099	9:30:37.171	7 -	5:52.476	+ 4:08.074	9:42:06.381
4 -	1:48.141	+ 3.739	9:32:25.312	8 -	1:44.402		9:43:50.783
2	Jack SMITH		Jedi MK 6				
1 -	1:57.478	+ 6.863	9:26:55.429	5 -	1:51.150	+ 0.535	9:34:24.618
2 -	1:53.070	+ 2.455	9:28:48.499	6 -	1:52.813	+ 2.198	9:36:17.431
3 -	1:51.403	+ 0.788	9:30:39.902	7 -	1:50.615		9:38:08.046
4 -	1:53.566	+ 2.951	9:32:33.468	8 -	2:04.727 P	+ 14.112	9:40:12.773
3	Stuart ABBOTT		Jedi MK 6				
1 -	2:12.332 P	+ 23.675	9:27:06.691	5 -	1:51.376	+ 2.719	9:37:44.408
2 -	4:58.376	+ 3:09.719	9:32:05.067	6 -	1:48.964	+ 0.307	9:39:33.372
3 -	1:56.638	+ 7.981	9:34:01.705	7 -	1:48.657		9:41:22.029
4 -	1:51.327	+ 2.670	9:35:53.032	8 -	1:55.012 P	+ 6.355	9:43:17.041
6	Barry ARMSTRONG		Jedi MK 6				
1 -	1:54.359	+ 3.819	9:26:52.591	5 -	1:51.076	+ 0.536	9:34:17.827
2 -	1:52.314	+ 1.774	9:28:44.905	6 -	1:52.553	+ 2.013	9:36:10.380
3 -	1:51.306	+ 0.766	9:30:36.211	7 -	2:01.087 P	+ 10.547	9:38:11.467
4 -	1:50.540		9:32:26.751	8 -	5:47.204	+ 3:56.664	9:43:58.671
8	Richard GITTINGS		Jedi MK 6				
1 -	1:58.692	+ 11.960	9:27:43.222	5 -	5:10.168	+ 3:23.436	9:38:38.314
2 -	1:50.491	+ 3.759	9:29:33.713	6 -	1:46.992	+ 0.260	9:40:25.306
3 -	1:49.808	+ 3.076	9:31:23.521	7 -	1:48.004	+ 1.272	9:42:13.310
4 -	2:04.625 P	+ 17.893	9:33:28.146	8 -	1:46.732		9:44:00.042
14	Adam WALKER		Jedi MK 6				
1 -	2:01.405	+ 7.196	9:27:25.832	5 -	6:32.663	+ 4:38.454	9:39:56.610
2 -	1:57.401	+ 3.192	9:29:23.233	6 -	1:56.881	+ 2.672	9:41:53.491
3 -	1:55.152	+ 0.943	9:31:18.385	7 -	1:54.209		9:43:47.700
4 -	2:05.562 P	+ 11.353	9:33:23.947				
16	Dan CLOWES		Jedi MK 6				
1 -	1:58.145	+ 3.413	9:27:16.019	3 -	1:55.185	+ 0.453	9:31:05.936
2 -	1:54.732		9:29:10.751				
17	Andrew DUNN		Jedi MK 6				
1 -	2:00.100	+ 11.279	9:27:26.506	5 -	2:07.649 P	+ 18.828	9:35:11.707
2 -	1:53.704	+ 4.883	9:29:20.210	6 -	3:28.458	+ 1:39.637	9:38:40.165
3 -	1:51.912	+ 3.091	9:31:12.122	7 -	1:49.599	+ 0.778	9:40:29.764
4 -	1:51.936	+ 3.115	9:33:04.058	8 -	1:48.821		9:42:18.585
18	David ABBOTT		Jedi MK 6				
1 -	2:13.548	+ 7.860	9:27:28.616	5 -	2:08.874	+ 3.186	9:36:12.023
2 -	2:08.918	+ 3.230	9:29:37.534	6 -	2:08.433	+ 2.745	9:38:20.456
3 -	2:12.550	+ 6.862	9:31:50.084	7 -	2:11.043	+ 5.355	9:40:31.499
4 -	2:13.065	+ 7.377	9:34:03.149	8 -	2:05.688		9:42:37.187
22	Scott STEVENS		Jedi MK 6				
1 -	2:03.453	+ 13.521	9:27:27.549	5 -	3:26.643	+ 1:36.711	9:36:56.187
2 -	2:05.481	+ 15.549	9:29:33.030	6 -	1:49.932		9:38:46.119
3 -	1:53.778	+ 3.846	9:31:26.808	7 -	2:06.778	+ 16.846	9:40:52.897
4 -	2:02.736 P	+ 12.804	9:33:29.544	8 -	1:52.121	+ 2.189	9:42:45.018
25	Ian BLUNT		Jedi MK 6				
1 -	2:39.734	+ 13.152	9:28:32.309	4 -	2:27.673	+ 1.091	9:35:58.266
2 -	2:31.702	+ 5.120	9:31:04.011	5 -	2:37.412 P	+ 10.830	9:38:35.678

Weather / Track : Bright / Damp

Oulton Park International
Circuit Length = 2.6920 miles
Start: 09:22 End: 09:45

BRSCC Formula Jedi Championship

QUALIFYING - RACE 4 - LAP ANALYSIS

3 -	2:26.582		9:33:30.593			
29	Dax WARD Jedi MK 6					
1 -	2:09.082	+ 6.026	9:27:59.606	3 -	2:12.290 P	+ 9.234 9:32:14.952
2 -	2:03.056		9:30:02.662	4 -	3:47.619	+ 1:44.563 9:36:02.571
30	Marc FORTUNE Jedi MK 6					
1 -	2:11.239	+ 9.646	9:27:43.906	3 -	2:14.442	+ 12.849 9:31:59.941
2 -	2:01.593		9:29:45.499	4 -	2:09.423 P	+ 7.830 9:34:09.364
37	Andrew SIMPSON Jedi MK6					
1 -	2:14.043	+ 6.396	9:27:45.918	5 -	2:11.409	+ 3.762 9:36:32.542
2 -	2:10.503	+ 2.856	9:29:56.421	6 -	2:11.576	+ 3.929 9:38:44.118
3 -	2:14.304	+ 6.657	9:32:10.725	7 -	2:10.874	+ 3.227 9:40:54.992
4 -	2:10.408	+ 2.761	9:34:21.133	8 -	2:07.647	9:43:02.639
38	Andrew WARD Jedi Mk 6					
1 -	2:13.095	+ 18.078	9:27:57.560	5 -	1:55.017	9:36:03.052
2 -	2:06.940	+ 11.923	9:30:04.500	6 -	2:06.035	+ 11.018 9:38:09.087
3 -	2:05.257	+ 10.240	9:32:09.757	7 -	2:02.003 P	+ 6.986 9:40:11.090
4 -	1:58.278	+ 3.261	9:34:08.035			
40	Mike REED Jedi MK6					
1 -	2:12.728	+ 3.539	9:27:36.604	5 -	2:11.639	+ 2.450 9:36:23.928
2 -	2:09.661	+ 0.472	9:29:46.265	6 -	2:09.598	+ 0.409 9:38:33.526
3 -	2:13.859	+ 4.670	9:32:00.124	7 -	2:10.119	+ 0.930 9:40:43.645
4 -	2:12.165	+ 2.976	9:34:12.289	8 -	2:09.189	9:42:52.834
42	Paul BUTCHER Jedi Mk.VI					
1 -	1:56.736	+ 6.765	9:26:50.553	5 -	2:15.661 P	+ 25.690 9:34:51.544
2 -	1:58.778	+ 8.807	9:28:49.331	6 -	7:26.817	+ 5:36.846 9:42:18.361
3 -	1:54.538	+ 4.567	9:30:43.869	7 -	1:49.971	9:44:08.332
4 -	1:52.014	+ 2.043	9:32:35.883			
45	Graham DYSON Jedi MK 4					
1 -	2:04.940	+ 10.637	9:27:32.812	6 -	1:56.366	+ 2.063 9:37:46.144
2 -	2:04.935	+ 10.632	9:29:37.747	7 -	1:54.303	9:39:40.447
3 -	2:03.422	+ 9.119	9:31:41.169	8 -	1:56.392	+ 2.089 9:41:36.839
4 -	2:10.193	+ 15.890	9:33:51.362	9 -	2:06.587	+ 12.284 9:43:43.426
5 -	1:58.416	+ 4.113	9:35:49.778			
55	Daniel COOK Jedi MK 6					
1 -	1:54.566	+ 4.980	9:27:05.144	5 -	2:01.632	+ 12.046 9:36:33.752
2 -	1:56.005 P	+ 6.419	9:29:01.149	6 -	2:13.761 P	+ 24.175 9:38:47.513
3 -	3:41.385	+ 1:51.799	9:32:42.534	7 -	5:28.558	+ 3:38.972 9:44:16.071
4 -	1:49.586		9:34:32.120			
69	Mark CUNNINGTON Jedi R1					
1 -	2:06.134	+ 8.462	9:27:32.462	6 -	2:00.618	+ 2.946 9:37:53.090
2 -	2:05.622	+ 7.950	9:29:38.084	7 -	2:01.120	+ 3.448 9:39:54.210
3 -	2:08.436	+ 10.764	9:31:46.520	8 -	1:58.580	+ 0.908 9:41:52.790
4 -	2:04.283	+ 6.611	9:33:50.803	9 -	1:57.672	9:43:50.462
5 -	2:01.669	+ 3.997	9:35:52.472			
78	Daniel LEVY Jedi MK 4					
1 -	2:07.432	+ 4.654	9:27:53.517	5 -	2:10.527	+ 7.749 9:36:28.249
2 -	2:06.619	+ 3.841	9:30:00.136	6 -	2:07.342	+ 4.564 9:38:35.591
3 -	2:07.482	+ 4.704	9:32:07.618	7 -	2:06.183	+ 3.405 9:40:41.774
4 -	2:10.104	+ 7.326	9:34:17.722	8 -	2:02.778	9:42:44.552


Weather / Track : Bright / Damp

Oulton Park International
Circuit Length = 2.6920 miles
Start: 09:22 End: 09:45

BULLETIN 9

BRSCC Formula Jedi Championship

RACE 4 - GRID

ROW 11	2:26.582 25 Ian BLUNT		
ROW 10		2:07.647 37 Andrew SIMPSON	2:09.189 40 Mike REED
ROW 9	2:03.056 29 Dax WARD		2:05.688 18 David ABBOTT
ROW 8		2:01.593 30 Marc FORTUNE	2:02.778 78 Daniel LEVY
ROW 7	1:55.017 38 Andrew WARD		1:57.672 69 Mark CUNNINGTON
ROW 6		1:54.303 45 Graham DYSON	1:54.732 16 Dan CLOWES
ROW 5	1:50.615 2 Jack SMITH		1:54.209 14 Adam WALKER
ROW 4		1:49.971 42 Paul BUTCHER	1:50.540 6 Barry ARMSTRONG
ROW 3	1:49.586 55 Daniel COOK		1:49.932 22 Scott STEVENS
ROW 2		1:48.657 3 Stuart ABBOTT	1:48.821 17 Andrew DUNN
ROW 1	1:44.402 1 Richard MITCHAM		1:46.732 8 Richard GITTINGS
Pole			
			

Oulton Park International
Circuit Length = 2.6920 miles

These results are provisional until the conclusion of any judicial and technical matters.

Clerk of Course :

Timekeeper :

BULLETIN 23

BRSCC Formula Jedi Championship RACE 4 - CLASSIFICATION

POS	NO	CL	NAME	ENTRY	LAPS	TIME	GAP	DIFF	MPH	BEST	ON
1	1		Richard MITCHAM	Jedi MK 6	12	20:45.208			93.39	1:38.604	9
2	55		Daniel COOK	Jedi MK 6	12	20:46.419	1.211	1.211	93.30	1:38.423	12
3	2		Jack SMITH	Jedi MK 6	12	21:05.585	20.377	19.166	91.89	1:39.604	9
4	3		Stuart ABBOTT	Jedi MK 6	12	21:06.395	21.187	0.810	91.83	1:40.436	10
5	17		Andrew DUNN	Jedi MK 6	12	21:15.555	30.347	9.160	91.17	1:40.549	10
6	6		Barry ARMSTRONG	Jedi MK 6	12	21:30.694	45.486	15.139	90.10	1:40.614	11
7	38		Andrew WARD	Jedi Mk 6	12	22:13.551	1:28.343	42.857	87.20	1:44.291	11
8	42		Paul BUTCHER	Jedi Mk.VI	12	22:33.306	1:48.098	19.755	85.93	1:48.691	3
9	14		Adam WALKER	Jedi MK 6	12	22:41.736	1:56.528	8.430	85.40	1:47.337	11
10	45		Graham DYSON	Jedi MK 4	11	20:57.454	1 lap	1 lap	84.77	1:46.086	10
11	69		Mark CUNNINGTON	Jedi R1	11	21:08.732	1 lap	11.278	84.02	1:49.367	11
12	78		Daniel LEVY	Jedi MK 4	11	21:13.326	1 lap	4.594	83.72	1:47.934	11
13	29		Dax WARD	Jedi MK 6	11	21:30.920	1 lap	17.594	82.58	1:52.187	5
14	8		Richard GITTINGS	Jedi MK 6	11	22:17.982	1 lap	47.062	79.67	1:41.321	8
15	40		Mike REED	Jedi MK6	10	21:31.934	2 laps	1 lap	75.01	1:59.164	10
16	18		David ABBOTT	Jedi MK 6	10	21:32.890	2 laps	0.956	74.95	1:57.453	10
17	25		Ian BLUNT	Jedi Mk 6	10	21:37.356	2 laps	4.466	74.70	2:00.362	10
18	37		Andrew SIMPSON	Jedi MK6	10	21:45.834	2 laps	8.478	74.21	2:07.018	5
NOT CLASSIFIED											
DNF	16		Dan CLOWES	Jedi MK 6	6	11:32.670	6 laps	4 laps	83.94	1:52.703	3
DNF	30		Marc FORTUNE	Jedi MK 6	5	10:16.756	7 laps	1 lap	78.56	1:54.569	3
DNF	22		Scott STEVENS	Jedi MK 6	4	7:49.790	8 laps	1 lap	82.51	1:50.220	3
FASTEST LAP											
	55		Daniel COOK	Jedi MK 6	12	1:38.423			98.46 mph	158.46 kph	

Weather / Track : Bright / Dry
 These results are provisional until the conclusion of any judicial and technical matters.

Oulton Park International
 Circuit Length = 2.6920 miles
 Start: 13:35 End: 13:58

Clerk of Course :	Timekeeper :
-------------------	--------------

BRSCC Formula Jedi Championship

RACE 4 - LAP CHART

Lap 1			Lap 2			Lap 3			Lap 4			Lap 5		
No	Behind	Laptime	No	Behind	Laptime	No	Behind	Laptime	No	Behind	Laptime	No	Behind	Laptime
8		1:54.015	8		1:49.156	8		1:46.870	8		1:45.300	55		1:44.805
55	2.399	1:56.414	55	1.483	1:48.240	55	0.526	1:45.913	55	0.527	1:45.301	1	0.550	1:45.182
1	3.376	1:57.391	1	2.217	1:47.997	1	0.873	1:45.526	1	0.700	1:45.127	8	1.380	1:46.712
3	5.390	1:59.405	3	7.242	1:51.008	3	8.749	1:48.377	3	10.378	1:46.929	17	11.269	1:45.952
17	6.362	2:00.377	17	8.255	1:51.049	17	9.138	1:47.753	17	10.649	1:46.811	3	11.415	1:46.369
42	6.904	2:00.919	42	8.785	1:51.037	42	10.606	1:48.691	2	15.398	1:45.519	25	1 LAP	2:13.216
22	8.807	2:02.822	2	13.238	1:53.276	2	15.179	1:48.811	42	15.628	1:50.322	40	1 LAP	2:11.383
2	9.118	2:03.133	22	14.468	1:54.817	22	17.818	1:50.220	6	22.946	1:49.695	2	13.582	1:43.516
6	10.193	2:04.208	6	14.974	1:53.937	6	18.551	1:50.447	16	30.641	1:54.127	18	1 LAP	2:11.963
16	10.858	2:04.873	16	15.981	1:54.279	16	21.814	1:52.703	22	34.449	2:01.931	42	22.080	1:51.784
14	13.248	2:07.263	14	21.326	1:57.234	14	29.689	1:55.233	14	37.375	1:52.986	6	24.826	1:47.212
38	13.882	2:07.897	38	21.606	1:56.880	29	32.682	1:54.047	29	39.984	1:52.602	16	38.676	1:53.367
30	16.717	2:10.732	29	25.505	1:56.999	30	34.035	1:54.569	30	43.589	1:54.854	14	43.937	1:51.894
69	17.240	2:11.255	30	26.336	1:58.775	69	38.725	1:57.030	69	48.006	1:54.581	29	46.839	1:52.187
29	17.662	2:11.677	69	28.565	2:00.481	38	42.759	2:08.023	38	48.838	1:51.379	38	53.741	1:50.235
78	23.055	2:17.070	78	35.001	2:01.102	45	44.955	1:55.934	45	56.355	1:56.700	69	57.021	1:54.347
45	24.283	2:18.298	45	35.891	2:00.764	78	46.989	1:58.858	78	57.243	1:55.554	45	1:03.772	1:52.749
37	30.618	2:24.633	37	52.635	2:11.173	37	1:15.196	2:09.431	37	1:37.947	2:08.051	78	1:05.380	1:53.469
25	36.689	2:30.704	25	1:04.741	2:17.208	25	1:29.840	2:11.969				30	1:16.083	2:17.826 P
40	39.001	2:33.016	40	1:07.016	2:17.171	40	1:32.149	2:12.003						
18	39.530	2:33.545	18	1:08.267	2:17.893	18	1:33.156	2:11.759						

Weather / Track : Bright / Dry

Oulton Park International
 Circuit Length = 2.6920 miles
 Start: 13:35 End: 13:58

BRSCC Formula Jedi Championship

RACE 4 - LAP CHART

Lap 6			Lap 7			Lap 8			Lap 9			Lap 10		
No	Behind	Laptime	No	Behind	Laptime	No	Behind	Laptime	No	Behind	Laptime	No	Behind	Laptime
1		1:41.635	1		1:39.891	1		1:39.460	1		1:38.604	1		1:44.868
55	0.537	1:42.722	55	1.288	1:40.642	55	2.203	1:40.375	55	3.311	1:39.712	40	2 LAPS	2:00.879
8	2.129	1:42.934	8	4.517	1:42.279	8	6.378	1:41.321	8	18.131	1:50.357	55	1.211	1:42.768
17	13.791	1:44.707	17	16.750	1:42.850	2	17.431	1:40.040	2	18.431	1:39.604	69	1 LAP	1:53.881
3	14.273	1:45.043	2	16.851	1:42.408	3	19.844	1:41.990	3	21.838	1:40.598	25	2 LAPS	2:04.231
2	14.334	1:42.937	3	17.314	1:42.932	17	24.823	1:47.533	17	27.451	1:41.232	78	1 LAP	1:55.108
37	1 LAP	2:07.018	6	34.598	1:44.930	6	39.904	1:44.766	6	43.793	1:42.493	18	2 LAPS	2:04.118
6	29.559	1:46.918	37	1 LAP	2:08.994	42	1:03.176	1:51.436	42	1:16.015	1:51.443	29	1 LAP	2:01.382
40	1 LAP	2:05.095	42	51.200	1:54.000	38	1:12.999	1:46.389	38	1:19.200	1:44.805	2	14.033	1:40.470
42	37.091	1:57.196	40	1 LAP	2:03.396	37	1 LAP	2:07.730	14	1:27.880	1:49.793	3	17.406	1:40.436
25	1 LAP	2:07.829	25	1 LAP	2:02.854	14	1:16.691	1:50.578	45	1:43.630	1:50.801	17	23.132	1:40.549
18	1 LAP	2:06.494	18	1 LAP	2:02.643	40	1 LAP	2:03.137	37	1 LAP	2:08.455	8	25.481	1:52.218 P
16	49.812	1:53.321	14	1:05.573	1:51.681	25	1 LAP	2:05.499				6	41.810	1:42.885
14	53.783	1:52.031	38	1:06.070	1:46.006	18	1 LAP	2:05.907				38	1:18.951	1:44.619
38	59.955	1:48.399	29	1:17.107	1:56.611	29	1:31.128	1:53.481				42	1:23.691	1:52.544
29	1:00.387	1:55.733	69	1:20.298	1:52.747	45	1:31.433	1:50.178				14	1:31.934	1:48.922
69	1:07.442	1:52.606	45	1:20.715	1:48.669	69	1:31.994	1:51.156						
45	1:11.937	1:50.350	78	1:25.219	1:51.155	78	1:36.441	1:50.682						
78	1:13.955	1:50.760												

Weather / Track : Bright / Dry

Oulton Park International
Circuit Length = 2.6920 miles
Start: 13:35 End: 13:58

BRSCC Formula Jedi Championship

RACE 4 - LAP CHART

Lap 11			Lap 12		
No	Behind	Laptime	No	Behind	Laptime
1		1:39.363	1		1:40.164
55	2.952	1:41.104	55	1.211	1:38.423
45	1 LAP	1:46.086	45	1 LAP	1:46.925
69	1 LAP	1:51.281	2	20.377	1:41.828
2	18.713	1:44.043	3	21.187	1:40.494
78	1 LAP	1:51.634	69	1 LAP	1:49.367
3	20.857	1:42.814	78	1 LAP	1:47.934
29	1 LAP	1:57.689	17	30.347	1:42.219
40	2 LAPS	2:06.690	6	45.486	1:42.589
17	28.292	1:44.523	29	1 LAP	1:58.512
18	2 LAPS	2:01.115	40	2 LAPS	1:59.164
25	2 LAPS	2:03.484	18	2 LAPS	1:57.453
37	2 LAPS	2:12.637	25	2 LAPS	2:00.362
6	43.061	1:40.614	37	2 LAPS	2:07.712
38	1:23.879	1:44.291	38	1:28.343	1:44.628
42	1:35.964	1:51.636	8	1 LAP	4:26.820 P
14	1:39.908	1:47.337	42	1:48.098	1:52.298
			14	1:56.528	1:56.784


Weather / Track : Bright / Dry

Oulton Park International
 Circuit Length = 2.6920 miles
 Start: 13:35 End: 13:58

BULLETIN 10

BRSCC Formula Jedi Championship

RACE 10 - GRID

ROW 11	2:27.673 25 Ian BLUNT		
ROW 10	2:10.408 37 Andrew SIMPSON		2:11.239 30 Marc FORTUNE
ROW 9	2:09.082 29 Dax WARD	2:09.598 40 Mike REED	
ROW 8	2:06.183 78 Daniel LEVY		2:08.433 18 David ABBOTT
ROW 7	1:58.278 38 Andrew WARD	1:58.580 69 Mark CUNNINGTON	
ROW 6	1:55.185 16 Dan CLOWES		1:56.366 45 Graham DYSON
ROW 5	1:54.566 55 Daniel COOK	1:55.152 14 Adam WALKER	
ROW 4	1:52.014 42 Paul BUTCHER		1:52.121 22 Scott STEVENS
ROW 3	1:51.076 6 Barry ARMSTRONG	1:51.150 2 Jack SMITH	
ROW 2	1:48.964 3 Stuart ABBOTT		1:49.599 17 Andrew DUNN
ROW 1	1:46.992 8 Richard GITTINGS	1:48.141 1 Richard MITCHAM	
Pole			
			

Oulton Park International
Circuit Length = 2.6920 miles

These results are provisional until the conclusion of any judicial and technical matters.

Clerk of Course :

Timekeeper :

BULLETIN 31

BRSCC Formula Jedi Championship RACE 10 - CLASSIFICATION

POS	NO	CL	NAME	ENTRY	LAPS	TIME	GAP	DIFF	MPH	BEST	ON
1	1		Richard MITCHAM	Jedi MK 6	11	17:59.417			98.76	1:35.874	3
2	8		Richard GITTINGS	Jedi MK 6	11	18:06.503	7.086	7.086	98.11	1:37.220	3
3	22		Scott STEVENS	Jedi MK 6	11	18:23.307	23.890	16.804	96.62	1:38.456	6
4	3		Stuart ABBOTT	Jedi MK 6	11	18:25.376	25.959	2.069	96.44	1:38.768	11
5	17		Andrew DUNN	Jedi MK 6	11	18:25.853	26.436	0.477	96.40	1:38.404	11
6	42		Paul BUTCHER	Jedi Mk.VI	11	18:36.663	37.246	10.810	95.46	1:40.079	5
7	38		Andrew WARD	Jedi Mk 6	11	18:40.425	41.008	3.762	95.14	1:40.601	3
8	14		Adam WALKER	Jedi MK 6	11	18:49.269	49.852	8.844	94.40	1:40.684	4
9	16		Dan CLOWES	Jedi MK 6	11	18:53.748	54.331	4.479	94.02	1:40.888	3
10	30		Marc FORTUNE	Jedi MK 6	11	19:16.954	1:17.537	23.206	92.14	1:42.462	3
11	45		Graham DYSON	Jedi MK 4	11	19:41.865	1:42.448	24.911	90.20	1:45.001	2
12	69		Mark CUNNINGTON	Jedi R1	11	19:43.510	1:44.093	1.645	90.07	1:45.860	9
13	25		Ian BLUNT	Jedi Mk 6	10	18:48.613	1 lap	1 lap	85.86	1:51.299	7
14	29		Dax WARD	Jedi MK 6	10	18:55.548	1 lap	6.935	85.34	1:41.250	3
15	18		David ABBOTT	Jedi MK 6	10	19:09.216	1 lap	13.668	84.32	1:49.102	3
16	37		Andrew SIMPSON	Jedi MK6	10	19:37.944	1 lap	28.728	82.27	1:54.563	8

NOT CLASSIFIED

<i>DNC</i> 2	Jack SMITH	Jedi MK 6	11	18:13.692	14.275	0.000	97.47	1:37.504	5
<i>DNF</i> 55	Daniel COOK	Jedi MK 6	9	14:55.717	2 laps	2 laps	97.37	1:37.566	6
<i>DNF</i> 6	Barry ARMSTRONG	Jedi MK 6	6	10:24.985	5 laps	3 laps	93.03	1:39.932	3
<i>DNF</i> 78	Daniel LEVY	Jedi MK 4	5	9:30.846	6 laps	1 lap	84.88	1:45.158	3
<i>DNF</i> 40	Mike REED	Jedi MK6	0						

FASTEST LAP

1	Richard MITCHAM	Jedi MK 6	3	1:35.874		101.08 mph	162.67 kph
---	------------------------	-----------	---	----------	--	------------	------------

Car 2 not running at time of red flag

Weather / Track : Sunny / Dry

These results are provisional until the conclusion of any judicial and technical matters.

Oulton Park International
Circuit Length = 2.6920 miles
Start: 16:53 End: 17:15

Clerk of Course :	Timekeeper :
-------------------	--------------

BRSCC Formula Jedi Championship
RACE 10 - LAP CHART

Lap 1			Lap 2			Lap 3			Lap 4			Lap 5		
No	Behind	Laptime	No	Behind	Laptime	No	Behind	Laptime	No	Behind	Laptime	No	Behind	Laptime
8		1:43.712	1		1:37.600	1		1:35.874	1		1:36.745	1		1:37.834
1	0.046	1:43.758	8	1.442	1:39.088	8	2.788	1:37.220	8	3.538	1:37.495	8	3.298	1:37.594
6	2.290	1:46.002	6	4.979	1:40.335	6	9.037	1:39.932	55	12.584	1:39.860	55	12.480	1:37.730
17	2.754	1:46.466	17	5.408	1:40.300	17	9.173	1:39.639	6	13.455	1:41.163	22	14.358	1:38.651
22	3.002	1:46.714	55	5.903	1:39.940	55	9.469	1:39.440	22	13.541	1:40.075	6	16.121	1:40.500
3	3.166	1:46.878	22	5.938	1:40.582	22	10.211	1:40.147	3	14.195	1:39.949	3	16.993	1:40.632
55	3.609	1:47.321	3	6.503	1:40.983	3	10.991	1:40.362	42	14.854	1:40.088	42	17.099	1:40.079
42	4.222	1:47.934	42	6.723	1:40.147	42	11.511	1:40.662	17	15.285	1:42.857	17	17.489	1:40.038
38	5.423	1:49.135	38	8.814	1:41.037	38	13.541	1:40.601	38	17.596	1:40.800	38	20.847	1:41.085
16	6.297	1:50.009	16	9.743	1:41.092	16	14.757	1:40.888	16	19.022	1:41.010	16	22.514	1:41.326
14	7.758	1:51.470	14	12.575	1:42.463	14	18.142	1:41.441	14	22.081	1:40.684	14	25.047	1:40.800
45	10.016	1:53.728	29	14.165	1:41.728	29	19.541	1:41.250	29	24.338	1:41.542	29	34.443	1:47.939 P
29	10.083	1:53.795	45	17.371	1:45.001	45	27.458	1:45.961	30	35.636	1:43.749	30	40.643	1:42.841
78	11.492	1:55.204	78	19.205	1:45.359	78	28.489	1:45.158	45	37.702	1:46.989	45	45.735	1:45.867
69	12.317	1:56.029	30	22.044	1:46.114	30	28.632	1:42.462	78	38.479	1:46.735	69	53.556	1:47.616
30	13.576	1:57.288	69	22.647	1:47.976	69	33.524	1:46.751	69	43.774	1:46.995	18	1:10.199	1:54.737
18	14.227	1:57.939	18	25.684	1:49.103	18	38.912	1:49.102	18	53.296	1:51.129	25	1:17.777	1:51.740
25	17.888	2:01.600	25	33.248	1:53.006	25	48.743	1:51.369	25	1:03.871	1:51.873	78	1:19.035	2:18.390 P
37	21.275	2:04.987	37	41.828	1:58.199	37	1:04.219	1:58.265	37	1:24.534	1:57.060			

Weather / Track : Sunny / Dry

Oulton Park International
Circuit Length = 2.6920 miles
Start: 16:53 End: 17:15

BRSCC Formula Jedi Championship
RACE 10 - LAP CHART

Lap 6			Lap 7			Lap 8			Lap 9			Lap 10		
No	Behind	Laptime	No	Behind	Laptime	No	Behind	Laptime	No	Behind	Laptime	No	Behind	Laptime
1		1:38.443	1		1:36.808	1		1:38.225	1		1:37.495	1		1:38.347
8	3.538	1:38.683	8	5.711	1:38.981	18	1 LAP	1:52.295	8	6.831	1:38.545	8	7.150	1:38.666
37	1 LAP	1:58.476	55	12.733	1:37.938	8	5.781	1:38.295	55	12.935	1:38.093	22	22.279	1:40.396
55	11.603	1:37.566	22	17.141	1:39.578	25	1 LAP	1:51.299	18	1 LAP	1:54.054	3	25.479	1:40.457
22	14.371	1:38.456	3	20.966	1:39.317	55	12.337	1:37.829	22	20.230	1:39.199	17	26.320	1:40.132
3	18.457	1:39.907	17	22.737	1:39.232	22	18.526	1:39.610	25	1 LAP	1:51.953	25	1 LAP	1:51.591
17	20.313	1:41.267	42	25.168	1:40.888	3	21.969	1:39.228	3	23.369	1:38.895	42	34.740	1:41.939
42	21.088	1:42.432	38	27.638	1:41.093	17	23.213	1:38.701	17	24.535	1:38.817	18	1 LAP	1:54.419
38	23.353	1:40.949	37	1 LAP	1:58.946	42	27.823	1:40.880	42	31.148	1:40.820	38	37.477	1:41.209
16	25.265	1:41.194	16	33.030	1:44.573	38	30.480	1:41.067	38	34.615	1:41.630	14	43.022	1:41.251
14	27.834	1:41.230	14	33.129	1:42.103	29	1 LAP	2:34.139 P	14	40.118	1:41.433	16	49.209	1:42.164
6	34.731	1:57.053 P	30	53.038	1:43.719	14	36.180	1:41.276	29	1 LAP	1:44.961	29	1 LAP	1:46.749
30	46.127	1:43.927	45	1:04.290	1:46.852	16	38.375	1:43.570	16	45.392	1:44.512	30	1:12.738	1:43.407
45	54.246	1:46.954	69	1:11.919	1:46.843	37	1 LAP	1:56.235	37	1 LAP	1:54.563	37	1 LAP	1:55.870
69	1:01.884	1:46.771				30	59.979	1:45.166	30	1:07.678	1:45.194	45	1:33.210	1:47.535
29	1:15.086	2:19.086				45	1:14.138	1:48.073	45	1:24.022	1:47.379	69	1:36.281	1:46.166
18	1:25.575	1:53.819				69	1:20.097	1:46.403	69	1:28.462	1:45.860			
25	1:30.696	1:51.362												

Weather / Track : Sunny / Dry

Oulton Park International
 Circuit Length = 2.6920 miles
 Start: 16:53 End: 17:15

BRSCC Formula Jedi Championship
RACE 10 - LAP CHART

Lap 11		
No	Behind	Laptime
1		1:38.288
8	7.086	1:38.224
22	23.890	1:39.899
3	25.959	1:38.768
17	26.436	1:38.404
42	37.246	1:40.794
38	41.008	1:41.819
25	1 LAP	1:52.820
14	49.852	1:45.118
16	54.331	1:43.410
29	1 LAP	1:44.359
18	1 LAP	2:12.619
30	1:17.537	1:43.087
37	1 LAP	1:55.343
45	1:42.448	1:47.526
69	1:44.093	1:46.100

Weather / Track : Sunny / Dry

Oulton Park International
Circuit Length = 2.6920 miles
Start: 16:53 End: 17:15

BULLETIN 11

Porsche Club Championship - Class 1 QUALIFYING - RACE 5 - CLASSIFICATION

POS	NO	CL	NAME	ENTRY	TIME	ON	LAPS	GAP	DIFF	MPH
1	99	1	Marcus CARNIEL	Porsche 964 C2	1:57.920	7	9			82.18
2	77	1	Mark SUMPTER	Porsche Carrera	1:59.212	5	7	1.292	1.292	81.29
3	65	1	Mike CLAPHAM	Porsche 968 CS	1:59.235	9	9	1.315	0.023	81.27
4	14	1	Mark MCALEER	Porsche 968 CS	1:59.303	7	9	1.383	0.068	81.23
5	3	1	Peter MORRIS	Porsche 968 Sport	1:59.433	5	7	1.513	0.130	81.14
6	90	1	Paul FOLLETT	Porsche 968 CS	1:59.472	9	9	1.552	0.039	81.11
7	46	1	Miles MASARATI	Porsche 968 CS	2:00.519	8	8	2.599	1.047	80.41
8	64	1	Kevin HARRISON	Porsche 964 C2	2:00.917	5	8	2.997	0.398	80.14
9	10	1	Richard ELLIS	Porsche 993 C2	2:01.502	8	8	3.582	0.585	79.76
10	8	1	David BOTTERILL	Porsche 964 C2	2:02.027	9	9	4.107	0.525	79.41
11	4	1	Adam DAWSON	Porsche 911	2:03.622	9	9	5.702	1.595	78.39

Weather / Track : Bright / Damp
These results are provisional until the conclusion of any judicial and technical matters.

Oulton Park International
Circuit Length = 2.6920 miles
Start: 09:53 End: 10:15

Clerk of Course :		Timekeeper :
-------------------	--	--------------

Porsche Club Championship - Class 1
QUALIFYING - RACE 5 - LAP ANALYSIS

3	Peter MORRIS		1		Porsche 968 Sport	
1 -	2:06.622	+ 7.189	9:58:03.944	5 -	1:59.433	10:06:09.114
2 -	2:03.319	+ 3.886	10:00:07.263	6 -	2:00.748	+ 1.315 10:08:09.862
3 -	2:01.892	+ 2.459	10:02:09.155	7 -	2:19.471 P	+ 20.038 10:10:29.333
4 -	2:00.526	+ 1.093	10:04:09.681			
4	Adam DAWSON		1		Porsche 911	
1 -	2:15.506	+ 11.884	9:58:19.846	6 -	2:05.592	+ 1.970 10:08:54.351
2 -	2:08.672	+ 5.050	10:00:28.518	7 -	2:05.063	+ 1.441 10:10:59.414
3 -	2:07.692	+ 4.070	10:02:36.210	8 -	2:03.994	+ 0.372 10:13:03.408
4 -	2:07.337	+ 3.715	10:04:43.547	9 -	2:03.622	10:15:07.030
5 -	2:05.212	+ 1.590	10:06:48.759			
8	David BOTTERILL		1		Porsche 964 C2	
1 -	2:14.143	+ 12.116	9:58:16.461	6 -	2:04.964	+ 2.937 10:08:45.036
2 -	2:08.640	+ 6.613	10:00:25.101	7 -	2:03.165	+ 1.138 10:10:48.201
3 -	2:05.144	+ 3.117	10:02:30.245	8 -	2:02.582	+ 0.555 10:12:50.783
4 -	2:05.496	+ 3.469	10:04:35.741	9 -	2:02.027	10:14:52.810
5 -	2:04.331	+ 2.304	10:06:40.072			
10	Richard ELLIS		1		Porsche 993 C2	
1 -	2:22.602	+ 21.100	9:59:07.478	5 -	2:06.900	+ 5.398 10:07:38.183
2 -	2:08.841	+ 7.339	10:01:16.319	6 -	2:04.542	+ 3.040 10:09:42.725
3 -	2:08.855	+ 7.353	10:03:25.174	7 -	2:02.504	+ 1.002 10:11:45.229
4 -	2:06.109	+ 4.607	10:05:31.283	8 -	2:01.502	10:13:46.731
14	Mark MCALEER		1		Porsche 968 CS	
1 -	2:08.112	+ 8.809	9:58:13.229	6 -	1:59.461	+ 0.158 10:08:21.595
2 -	2:04.204	+ 4.901	10:00:17.433	7 -	1:59.303	10:10:20.898
3 -	2:02.312	+ 3.009	10:02:19.745	8 -	1:59.761	+ 0.458 10:12:20.659
4 -	2:01.740	+ 2.437	10:04:21.485	9 -	1:59.696	+ 0.393 10:14:20.355
5 -	2:00.649	+ 1.346	10:06:22.134			
46	Miles MASARATI		1		Porsche 968 CS	
1 -	2:19.832	+ 19.313	9:59:00.584	5 -	2:23.580	+ 23.061 10:07:52.678
2 -	2:14.725	+ 14.206	10:01:15.309	6 -	2:20.165	+ 19.646 10:10:12.843
3 -	2:08.296	+ 7.777	10:03:23.605	7 -	2:01.264	+ 0.745 10:12:14.107
4 -	2:05.493	+ 4.974	10:05:29.098	8 -	2:00.519	10:14:14.626
64	Kevin HARRISON		1		Porsche 964 C2	
1 -	2:06.460	+ 5.543	9:58:08.921	5 -	2:00.917	10:06:16.695
2 -	2:03.053	+ 2.136	10:00:11.974	6 -	2:01.246	+ 0.329 10:08:17.941
3 -	2:02.172	+ 1.255	10:02:14.146	7 -	2:07.022 P	+ 6.105 10:10:24.963
4 -	2:01.632	+ 0.715	10:04:15.778	8 -	3:36.694	+ 1:35.777 10:14:01.657
65	Mike CLAPHAM		1		Porsche 968 CS	
1 -	2:10.555	+ 11.320	9:58:16.761	6 -	1:59.240	+ 0.005 10:08:22.402
2 -	2:03.851	+ 4.616	10:00:20.612	7 -	2:00.860	+ 1.625 10:10:23.262
3 -	2:01.871	+ 2.636	10:02:22.483	8 -	2:00.528	+ 1.293 10:12:23.790
4 -	2:00.473	+ 1.238	10:04:22.956	9 -	1:59.235	10:14:23.025
5 -	2:00.206	+ 0.971	10:06:23.162			
77	Mark SUMPTER		1		Porsche Carrera	
1 -	2:01.761	+ 2.549	10:00:43.655	5 -	1:59.212	10:08:43.552
2 -	2:00.732	+ 1.520	10:02:44.387	6 -	2:12.939 P	+ 13.727 10:10:56.491
3 -	1:59.782	+ 0.570	10:04:44.169	7 -	3:04.311	+ 1:05.099 10:14:00.802
4 -	2:00.171	+ 0.959	10:06:44.340			
90	Paul FOLLETT		1		Porsche 968 CS	
1 -	2:19.695	+ 20.223	9:59:01.072	6 -	2:01.376	+ 1.904 10:09:20.201
2 -	2:07.552	+ 8.080	10:01:08.624	7 -	1:59.540	+ 0.068 10:11:19.741

Weather / Track : Bright / Damp

Oulton Park International
Circuit Length = 2.6920 miles
Start: 09:53 End: 10:15

Porsche Club Championship - Class 1
QUALIFYING - RACE 5 - LAP ANALYSIS

3 -	2:04.457	+ 4.985	10:03:13.081	8 -	1:59.533	+ 0.061	10:13:19.274
4 -	2:03.099	+ 3.627	10:05:16.180	9 -	1:59.472		10:15:18.746
5 -	2:02.645	+ 3.173	10:07:18.825				
99	Marcus CARNIEL		1	Porsche 964 C2			
1 -	2:21.477	+ 23.557	9:59:05.275	6 -	1:58.857	+ 0.937	10:09:06.605
2 -	2:02.377	+ 4.457	10:01:07.652	7 -	1:57.920		10:11:04.525
3 -	2:01.307	+ 3.387	10:03:08.959	8 -	1:58.080	+ 0.160	10:13:02.605
4 -	1:59.909	+ 1.989	10:05:08.868	9 -	1:58.014	+ 0.094	10:15:00.619
5 -	1:58.880	+ 0.960	10:07:07.748				


Weather / Track : Bright / Damp

Oulton Park International
 Circuit Length = 2.6920 miles
 Start: 09:53 End: 10:15

BULLETIN 12

Porsche Club Championship - Class 1

RACE 5 - GRID

ROW 6	2:03.622 4 Adam DAWSON	
ROW 5	2:01.502 10 Richard ELLIS	2:02.027 8 David BOTTERILL
ROW 4	2:00.519 46 Miles MASARATI	2:00.917 64 Kevin HARRISON
ROW 3	1:59.433 3 Peter MORRIS	1:59.472 90 Paul FOLLETT
ROW 2	1:59.235 65 Mike CLAPHAM	1:59.303 14 Mark MCALEER
ROW 1	1:57.920 99 Marcus CARNIEL	1:59.212 77 Mark SUMPTER
Pole		
		

Oulton Park International
Circuit Length = 2.6920 miles

These results are provisional until the conclusion of any judicial and technical matters.

Clerk of Course :

Timekeeper :

BULLETIN 24

Porsche Club Championship - Class 1 RACE 5 - CLASSIFICATION

POS	NO	CL	NAME	ENTRY	LAPS	TIME	GAP	DIFF	MPH	BEST	ON
1	99	1	Marcus CARNIEL	Porsche 964 C2	13	25:48.503			81.36	1:57.694	8
2	77	1	Mark SUMPTER	Porsche Carrera	13	25:51.455	2.952	2.952	81.20	1:57.820	8
3	3	1	Peter MORRIS	Porsche 968 Sport	13	25:54.878	6.375	3.423	81.02	1:57.620	13
4	14	1	Mark MCALEER	Porsche 968 CS	13	26:03.373	14.870	8.495	80.58	1:57.829	6
5	10	1	Richard ELLIS	Porsche 993 C2	13	26:08.802	20.299	5.429	80.30	1:58.854	11
6	8	1	David BOTTERILL	Porsche 964 C2	13	26:20.644	32.141	11.842	79.70	1:59.959	6
7	90	1	Paul FOLLETT	Porsche 968 CS	13	26:21.453	32.950	0.809	79.66	2:00.021	6
8	4	1	Adam DAWSON	Porsche 911	13	26:54.493	1:05.990	33.040	78.03	2:01.413	11
NOT CLASSIFIED											
DNF	64	1	Kevin HARRISON	Porsche 964 C2	11	22:11.012	2 laps	2 laps	80.09	1:58.171	7
DNF	46	1	Miles MASARATI	Porsche 968 CS	2	4:16.089	11 laps	9 laps	75.68	2:02.190	2
FASTEST LAP											
3	1		Peter MORRIS	Porsche 968 Sport	13	1:57.620		82.39 mph		132.60 kph	

Weather / Track : Sunny / Dry

These results are provisional until the conclusion of any judicial and technical matters.

Oulton Park International
Circuit Length = 2.6920 miles
Start: 14:08 End: 14:35

Clerk of Course :

Timekeeper :

Porsche Club Championship - Class 1
RACE 5 - LAP CHART

Lap 1			Lap 2			Lap 3			Lap 4			Lap 5		
No	Behind	Laptime	No	Behind	Laptime	No	Behind	Laptime	No	Behind	Laptime	No	Behind	Laptime
99		2:06.518	99		2:00.103	99		1:59.347	99		1:58.432	99		1:58.702
77	2.196	2:08.714	77	2.317	2:00.224	77	1.763	1:58.793	77	2.384	1:59.053	77	2.585	1:58.903
14	3.365	2:09.883	64	3.111	1:59.689	64	2.311	1:58.547	64	2.588	1:58.709	64	3.101	1:59.215
64	3.525	2:10.043	3	5.259	2:01.134	3	4.840	1:58.928	3	4.791	1:58.383	3	4.422	1:58.333
3	4.228	2:10.746	14	5.595	2:02.333	14	5.371	1:59.123	14	5.508	1:58.569	14	4.997	1:58.191
8	5.070	2:11.588	8	6.521	2:01.554	8	7.762	2:00.588	8	10.692	2:01.362	10	12.341	2:00.018
10	6.953	2:13.471	10	7.571	2:00.721	10	8.196	1:59.972	10	11.025	2:01.261	8	13.738	2:01.748
46	7.381	2:13.899	90	8.395	2:01.059	90	9.611	2:00.563	90	11.895	2:00.716	90	14.287	2:01.094
90	7.439	2:13.957	46	9.468	2:02.190	4	21.143	2:07.534	4	27.262	2:04.551	4	32.085	2:03.525
4	9.068	2:15.586	4	12.956	2:03.991									

Weather / Track : Sunny / Dry

Oulton Park International
 Circuit Length = 2.6920 miles
 Start: 14:08 End: 14:35

Porsche Club Championship - Class 1

RACE 5 - LAP CHART

Lap 6			Lap 7			Lap 8			Lap 9			Lap 10		
No	Behind	Laptime	No	Behind	Laptime	No	Behind	Laptime	No	Behind	Laptime	No	Behind	Laptime
99		1:58.339	99		1:58.496	99		1:57.694	99		1:57.859	99		1:57.698
77	2.438	1:58.192	77	2.102	1:58.160	77	2.228	1:57.820	77	2.386	1:58.017	77	3.136	1:58.448
64	3.513	1:58.751	64	3.188	1:58.171	64	3.931	1:58.437	64	4.678	1:58.606	64	6.065	1:59.085
3	3.868	1:57.785	3	3.790	1:58.418	3	4.417	1:58.321	3	5.067	1:58.509	3	6.710	1:59.341
14	4.487	1:57.829	14	4.218	1:58.227	14	5.047	1:58.523	14	6.044	1:58.856	14	9.155	2:00.809
10	13.114	1:59.112	10	13.707	1:59.089	10	14.870	1:58.857	10	15.984	1:58.973	10	18.317	2:00.031
8	15.358	1:59.959	8	17.694	2:00.832	8	20.266	2:00.266	8	22.924	2:00.517	8	25.628	2:00.402
90	15.969	2:00.021	90	18.401	2:00.928	90	21.002	2:00.295	90	23.843	2:00.700	90	26.418	2:00.273
4	37.775	2:04.029	4	42.489	2:03.210	4	47.598	2:02.803	4	52.703	2:02.964	4	56.907	2:01.902

Weather / Track : Sunny / Dry

Oulton Park International
 Circuit Length = 2.6920 miles
 Start: 14:08 End: 14:35

Porsche Club Championship - Class 1

RACE 5 - LAP CHART

Lap 11			Lap 12			Lap 13		
No	Behind	Laptime	No	Behind	Laptime	No	Behind	Laptime
99		1:57.960	99		1:58.661	99		1:58.694
77	3.611	1:58.435	77	3.505	1:58.555	77	2.952	1:58.141
3	8.095	1:59.345	3	7.449	1:58.015	3	6.375	1:57.620
14	12.600	2:01.405	14	13.998	2:00.059	14	14.870	1:59.566
10	19.211	1:58.854	10	19.479	1:58.929	10	20.299	1:59.514
64	19.864	2:11.759 P	8	29.571	2:00.454	8	32.141	2:01.264
8	27.778	2:00.110	90	30.961	2:00.674	90	32.950	2:00.683
90	28.948	2:00.490	4	1:03.168	2:01.469	4	1:05.990	2:01.516
4	1:00.360	2:01.413						


Weather / Track : Sunny / Dry

Oulton Park International
Circuit Length = 2.6920 miles
Start: 14:08 End: 14:35

BULLETIN 13

Porsche Club Championship - Class 1

RACE 11 - GRID

ROW 6	2:03.994 4 Adam DAWSON	
ROW 5	2:02.504 10 Richard ELLIS	2:02.582 8 David BOTTERILL
ROW 4	2:01.246 64 Kevin HARRISON	2:01.264 46 Miles MASARATI
ROW 3	1:59.782 77 Mark SUMPTER	2:00.526 3 Peter MORRIS
ROW 2	1:59.461 14 Mark MCALEER	1:59.533 90 Paul FOLLETT
ROW 1	1:58.014 99 Marcus CARNIEL	1:59.240 65 Mike CLAPHAM
Pole		
		

Oulton Park International
Circuit Length = 2.6920 miles

These results are provisional until the conclusion of any judicial and technical matters.

Clerk of Course :		Timekeeper :
-------------------	--	--------------

BULLETIN 32

Porsche Club Championship - Class 1 RACE 11 - CLASSIFICATION

POS	NO	CL	NAME	ENTRY	LAPS	TIME	GAP	DIFF	MPH	BEST	ON
1	99	1	Marcus CARNIEL	Porsche 964 C2	13	25:49.338			81.31	1:58.102	8
2	14	1	Mark MCALEER	Porsche 968 CS	13	25:51.573	2.235	2.235	81.19	1:57.677	12
3	3	1	Peter MORRIS	Porsche 968 Sport	13	26:08.555	19.217	16.982	80.32	1:58.709	13
4	8	1	David BOTTERILL	Porsche 964 C2	13	26:09.141	19.803	0.586	80.29	1:59.124	9
5	90	1	Paul FOLLETT	Porsche 968 CS	13	26:15.492	26.154	6.351	79.96	1:58.866	7
6	46	1	Miles MASARATI	Porsche 968 CS	13	26:19.255	29.917	3.763	79.77	2:00.012	5
7	10	1	Richard ELLIS	Porsche 993 C2	13	26:19.580	30.242	0.325	79.75	1:58.102	9
8	4	1	Adam DAWSON	Porsche 911	13	26:43.661	54.323	24.081	78.56	1:59.804	10

NOT CLASSIFIED

DNF	77	1	Mark SUMPTER	Porsche Carrera	10	20:00.777	3 laps	3 laps	80.70	1:58.192	6
DNF	65	1	Mike CLAPHAM	Porsche 968 CS	2	4:11.454	11 laps	8 laps	77.08	2:00.341	2

FASTEST LAP

14	1	Mark MCALEER	Porsche 968 CS	12	1:57.677	82.35 mph	132.53 kph
----	---	--------------	----------------	----	----------	-----------	------------

Weather / Track : Bright / Dry
These results are provisional until the conclusion of any judicial and technical matters.

Oulton Park International
Circuit Length = 2.6920 miles
Start: 17:31 End: 17:58

Clerk of Course :	Timekeeper :
-------------------	--------------

Porsche Club Championship - Class 1
RACE 11 - LAP CHART

Lap 1			Lap 2			Lap 3			Lap 4			Lap 5		
No	Behind	Laptime	No	Behind	Laptime	No	Behind	Laptime	No	Behind	Laptime	No	Behind	Laptime
99		2:05.496	99		1:59.697	99		1:59.380	99		1:58.769	99		1:58.592
14	3.175	2:08.671	14	2.474	1:58.996	14	2.372	1:59.278	14	2.210	1:58.607	14	2.445	1:58.827
77	3.895	2:09.391	77	4.067	1:59.869	77	3.970	1:59.283	77	3.627	1:58.426	77	3.494	1:58.459
90	4.674	2:10.170	90	5.147	2:00.170	90	5.814	2:00.047	90	7.293	2:00.248	90	8.789	2:00.088
46	5.290	2:10.786	65	6.261	2:00.341	8	9.327	2:01.114	8	10.298	1:59.740	8	11.659	1:59.953
65	5.617	2:11.113	8	7.593	2:01.043	10	9.617	2:00.830	10	10.755	1:59.907	10	12.538	2:00.375
8	6.247	2:11.743	10	8.167	2:00.716	3	10.212	2:01.001	3	11.676	2:00.233	3	13.022	1:59.938
10	7.148	2:12.644	3	8.591	2:00.783	46	11.457	2:00.905	46	13.002	2:00.314	46	14.422	2:00.012
3	7.505	2:13.001	46	9.932	2:04.339	4	14.799	2:02.189	4	17.673	2:01.643	4	22.216	2:03.135
4	8.767	2:14.263	4	11.990	2:02.920									

Weather / Track : Bright / Dry

Oulton Park International
 Circuit Length = 2.6920 miles
 Start: 17:31 End: 17:58

Porsche Club Championship - Class 1

RACE 11 - LAP CHART

Lap 6			Lap 7			Lap 8			Lap 9			Lap 10		
No	Behind	Laptime	No	Behind	Laptime	No	Behind	Laptime	No	Behind	Laptime	No	Behind	Laptime
99		1:58.214	99		1:58.151	99		1:58.102	99		1:58.883	99		1:58.333
14	3.024	1:58.793	77	3.855	1:58.534	77	3.969	1:58.216	77	3.794	1:58.708	14	3.820	1:58.192
77	3.472	1:58.192	14	4.589	1:59.716	14	4.342	1:57.855	14	3.961	1:58.502	77	7.160	2:01.699
8	12.850	1:59.405	8	14.214	1:59.515	8	15.989	1:59.877	8	16.230	1:59.124	8	17.235	1:59.338
10	14.447	2:00.123	10	15.353	1:59.057	3	16.562	1:58.877	3	16.679	1:59.000	3	17.572	1:59.226
3	15.123	2:00.315	3	15.787	1:58.815	90	19.344	2:00.551	90	19.794	1:59.333	90	21.256	1:59.795
90	16.180	2:05.605	90	16.895	1:58.866	46	21.522	2:00.060	46	22.670	2:00.031	46	24.467	2:00.130
46	16.923	2:00.715	46	19.564	2:00.792	10	27.783	2:10.532	10	27.002	1:58.102	10	27.416	1:58.747
4	26.046	2:02.044	4	29.402	2:01.507	4	32.095	2:00.795	4	35.527	2:02.315	4	36.998	1:59.804

Weather / Track : Bright / Dry

Oulton Park International
 Circuit Length = 2.6920 miles
 Start: 17:31 End: 17:58

Porsche Club Championship - Class 1

RACE 11 - LAP CHART

Lap 11			Lap 12			Lap 13		
No	Behind	Laptime	No	Behind	Laptime	No	Behind	Laptime
99		1:58.318	99		1:58.420	99		1:58.983
14	3.404	1:57.902	14	2.661	1:57.677	14	2.235	1:58.557
8	18.288	1:59.371	8	19.009	1:59.141	3	19.217	1:58.709
3	18.945	1:59.691	3	19.491	1:58.966	8	19.803	1:59.777
90	22.319	1:59.381	90	24.584	2:00.685	90	26.154	2:00.553
46	26.471	2:00.322	46	28.866	2:00.815	46	29.917	2:00.034
10	29.001	1:59.903	10	29.761	1:59.180	10	30.242	1:59.464
4	40.065	2:01.385	4	51.154	2:09.509	4	54.323	2:02.152

Weather / Track : Bright / Dry

Oulton Park International
Circuit Length = 2.6920 miles
Start: 17:31 End: 17:58

BULLETIN 14

BRS Recovery Ford XR Challenge

QUALIFYING - RACE 6 - CLASSIFICATION

POS	NO	CL	NAME	ENTRY	TIME	ON	LAPS	GAP	DIFF	MPH
1	11	A	Paul BISHOP	Ford Fiesta XR2	2:06.037	8	9			76.89
2	17	A	Craig READYHOUGH	Ford Fiesta XR2	2:07.377	7	8	1.340	1.340	76.08
3	1	B	John-Ifan JONES	Ford Escort XR3i	2:07.878	5	7	1.841	0.501	75.78
4	34	A	Chris BALL	Ford Fiesta XR2	2:07.963	4	6	1.926	0.085	75.73
5	4	B	J.Andrew LENNIE	Ford Escort XR3i	2:08.257	4	7	2.220	0.294	75.56
6	66	A	Steve POOLE	Ford Fiesta XR2	2:08.619	2	4	2.582	0.362	75.34
7	27	B	Chris JONES	Ford Escort XR3i	2:08.714	1	3	2.677	0.095	75.29
8	79	A	Simon SHERIDAN	Ford Fiesta XR2	2:10.196	8	8	4.159	1.482	74.43
9	13	A	Suzanne HARRISON	Ford Fiesta XR2	2:10.445	8	8	4.408	0.249	74.29
10	3	A	Peter LANCASTER	Ford Fiesta XR2	2:10.954	3	5	4.917	0.509	74.00
11	52	A	Mark EDWARDS	Ford Fiesta XR2	2:11.102	6	8	5.065	0.148	73.92
12	9	A	George DWANE	Ford Fiesta XR2	2:11.978	4	7	5.941	0.876	73.43
13	55	B	Marcus RILEY	Ford Escort XR3i	2:12.488	5	8	6.451	0.510	73.14
14	63	B	Terry KELLAHER	Ford Escort XR3i	2:12.959	6	8	6.922	0.471	72.88
15	18	A	Michael HEATH	Ford Fiesta XR2	2:13.183	7	7	7.146	0.224	72.76
16	46	B	Peter FUTERS	Ford Escort XR3i	2:14.217	7	8	8.180	1.034	72.20
17	62	B	Lee BOWRON	Ford Escort XR3i	2:14.696	4	6	8.659	0.479	71.94
18	22	B	Danny LEIGH	Ford Escort XR3i	2:19.463	1	1	13.426	4.767	69.49

Car 22 1 Lap only

Weather / Track : Cloudy / Damp

These results are provisional until the conclusion of any judicial and technical matters.

Oulton Park International
Circuit Length = 2.6920 miles
Start: 10:19 End: 10:41

Clerk of Course :

Timekeeper :

BRS Recovery Ford XR Challenge

QUALIFYING - RACE 6 - LAP ANALYSIS

1	John-Ifan JONES		B Ford Escort XR3i			
1 -	2:15.420	+ 7.542	10:24:42.928	5 -	2:07.878	10:33:21.219
2 -	2:10.600	+ 2.722	10:26:53.528	6 -	2:08.496	+ 0.618
3 -	2:11.230	+ 3.352	10:29:04.758	7 -	2:08.612	+ 0.734
4 -	2:08.583	+ 0.705	10:31:13.341			10:37:38.327
3	Peter LANCASTER		A Ford Fiesta XR2			
1 -	2:13.712	+ 2.758	10:24:52.388	4 -	2:11.654	+ 0.700
2 -	2:13.986	+ 3.032	10:27:06.374	5 -	2:30.913 P	+ 19.959
3 -	2:10.954		10:29:17.328			10:33:59.895
4	J.Andrew LENNIE		B Ford Escort XR3i			
1 -	2:11.664	+ 3.407	10:24:47.231	5 -	2:40.954	+ 32.697
2 -	2:10.536	+ 2.279	10:26:57.767	6 -	2:08.441	+ 0.184
3 -	2:08.684	+ 0.427	10:29:06.451	7 -	2:08.691	+ 0.434
4 -	2:08.257		10:31:14.708			10:38:12.794
9	George DWANE		A Ford Fiesta XR2			
1 -	2:19.243	+ 7.265	10:24:25.367	5 -	2:12.150	+ 0.172
2 -	2:12.137	+ 0.159	10:26:37.504	6 -	2:18.178	+ 6.200
3 -	2:18.396	+ 6.418	10:28:55.900	7 -	2:20.508	+ 8.530
4 -	2:11.978		10:31:07.878			10:37:58.714
11	Paul BISHOP		A Ford Fiesta XR2			
1 -	2:11.381	+ 5.344	10:24:04.248	6 -	2:30.474	+ 24.437
2 -	2:08.375	+ 2.338	10:26:12.623	7 -	2:06.172	+ 0.135
3 -	2:09.632	+ 3.595	10:28:22.255	8 -	2:06.037	
4 -	2:06.607	+ 0.570	10:30:28.862	9 -	2:24.776	+ 18.739
5 -	2:06.359	+ 0.322	10:32:35.221			10:41:42.680
13	Suzanne HARRISON		A Ford Fiesta XR2			
1 -	2:18.144	+ 7.699	10:24:22.942	5 -	2:12.143	+ 1.698
2 -	2:16.211	+ 5.766	10:26:39.153	6 -	2:12.334	+ 1.889
3 -	2:13.901	+ 3.456	10:28:53.054	7 -	2:14.720	+ 4.275
4 -	2:11.492	+ 1.047	10:31:04.546	8 -	2:10.445	
17	Craig READYHOUGH		A Ford Fiesta XR2			
1 -	2:18.309	+ 10.932	10:24:59.331	5 -	2:10.471	+ 3.094
2 -	2:11.210	+ 3.833	10:27:10.541	6 -	2:08.003	+ 0.626
3 -	2:09.658	+ 2.281	10:29:20.199	7 -	2:07.377	
4 -	2:10.265	+ 2.888	10:31:30.464	8 -	2:12.943	+ 5.566
18	Michael HEATH		A Ford Fiesta XR2			
1 -	2:33.425	+ 20.242	10:24:33.011	5 -	2:14.454	+ 1.271
2 -	2:18.024	+ 4.841	10:26:51.035	6 -	2:14.170	+ 0.987
3 -	2:21.675 P	+ 8.492	10:29:12.710	7 -	2:13.183	
4 -	3:44.907	+ 1:31.724	10:32:57.617			10:39:39.424
22	Danny LEIGH		B Ford Escort XR3i			
1 -	2:19.463		10:24:48.426			
27	Chris JONES		B Ford Escort XR3i			
1 -	2:08.714		10:27:34.592	3 -	2:47.737 P	+ 39.023
2 -	2:08.835	+ 0.121	10:29:43.427			10:32:31.164
34	Chris BALL		A Ford Fiesta XR2			
1 -	2:12.650	+ 4.687	10:24:06.200	4 -	2:07.963	
2 -	2:09.335	+ 1.372	10:26:15.535	5 -	2:09.144	+ 1.181
3 -	2:08.231	+ 0.268	10:28:23.766	6 -	2:34.108 P	+ 26.145
						10:30:31.729
						10:32:40.873
						10:35:14.981

Car 22 1 Lap only

Weather / Track : Cloudy / Damp

Oulton Park International
Circuit Length = 2.6920 miles
Start: 10:19 End: 10:41

BRS Recovery Ford XR Challenge

QUALIFYING - RACE 6 - LAP ANALYSIS

46	Peter FUTERS		B Ford Escort XR3i				
1 -	2:17.572	+ 3.355	10:24:43.499	5 -	2:14.830	+ 0.613	10:33:44.853
2 -	2:15.193	+ 0.976	10:26:58.692	6 -	2:14.225	+ 0.008	10:35:59.078
3 -	2:15.652	+ 1.435	10:29:14.344	7 -	2:14.217		10:38:13.295
4 -	2:15.679	+ 1.462	10:31:30.023	8 -	2:48.137	+ 33.920	10:41:01.432
52	Mark EDWARDS		A Ford Fiesta XR2				
1 -	2:23.912	+ 12.810	10:24:49.810	5 -	2:12.690	+ 1.588	10:33:49.588
2 -	2:19.920	+ 8.818	10:27:09.730	6 -	2:11.102		10:36:00.690
3 -	2:14.277	+ 3.175	10:29:24.007	7 -	2:13.281	+ 2.179	10:38:13.971
4 -	2:12.891	+ 1.789	10:31:36.898	8 -	2:12.679	+ 1.577	10:40:26.650
55	Marcus RILEY		B Ford Escort XR3i				
1 -	2:15.361	+ 2.873	10:24:10.169	5 -	2:12.488		10:33:05.910
2 -	2:15.030	+ 2.542	10:26:25.199	6 -	2:13.520	+ 1.032	10:35:19.430
3 -	2:14.274	+ 1.786	10:28:39.473	7 -	2:14.134	+ 1.646	10:37:33.564
4 -	2:13.949	+ 1.461	10:30:53.422	8 -	2:12.674	+ 0.186	10:39:46.238
62	Lee BOWRON		B Ford Escort XR3i				
1 -	2:37.528 P	+ 22.832	10:24:41.486	4 -	2:14.696		10:36:12.806
2 -	7:00.692	+ 4:45.996	10:31:42.178	5 -	2:15.862	+ 1.166	10:38:28.668
3 -	2:15.932	+ 1.236	10:33:58.110	6 -	2:16.455	+ 1.759	10:40:45.123
63	Terry KELLAHER		B Ford Escort XR3i				
1 -	2:20.633	+ 7.674	10:24:51.186	5 -	2:14.637	+ 1.678	10:33:50.662
2 -	2:17.208	+ 4.249	10:27:08.394	6 -	2:12.959		10:36:03.621
3 -	2:14.452	+ 1.493	10:29:22.846	7 -	2:15.089	+ 2.130	10:38:18.710
4 -	2:13.179	+ 0.220	10:31:36.025	8 -	2:25.358	+ 12.399	10:40:44.068
66	Steve POOLE		A Ford Fiesta XR2				
1 -	2:10.351	+ 1.732	10:27:38.318	3 -	2:09.253	+ 0.634	10:31:56.190
2 -	2:08.619		10:29:46.937	4 -	2:43.507 P	+ 34.888	10:34:39.697
79	Simon SHERIDAN		A Ford Fiesta XR2				
1 -	2:14.669	+ 4.473	10:24:23.291	5 -	2:11.323	+ 1.127	10:33:07.890
2 -	2:11.799	+ 1.603	10:26:35.090	6 -	2:11.480	+ 1.284	10:35:19.370
3 -	2:11.021	+ 0.825	10:28:46.111	7 -	2:12.017	+ 1.821	10:37:31.387
4 -	2:10.456	+ 0.260	10:30:56.567	8 -	2:10.196		10:39:41.583

Car 22 1 Lap only


Weather / Track : Cloudy / Damp

Oulton Park International
Circuit Length = 2.6920 miles
Start: 10:19 End: 10:41

BULLETIN 15

BRS Recovery Ford XR Challenge

RACE 6 - GRID

ROW 10	25	Steve ROWLES		
ROW 9	62	2:14.696 Lee BOWRON	22	2:19.463 Danny LEIGH
ROW 8	18	2:13.183 Michael HEATH	46	2:14.217 Peter FUTERS
ROW 7	55	2:12.488 Marcus RILEY	63	2:12.959 Terry KELLAHER
ROW 6	52	2:11.102 Mark EDWARDS	9	2:11.978 George DWANE
ROW 5	13	2:10.445 Suzanne HARRISON	3	2:10.954 Peter LANCASTER
ROW 4	27	2:08.714 Chris JONES	79	2:10.196 Simon SHERIDAN
ROW 3	4	2:08.257 J.Andrew LENNIE	66	2:08.619 Steve POOLE
ROW 2	1	2:07.878 John-Ifan JONES	34	2:07.963 Chris BALL
ROW 1	11	2:06.037 Paul BISHOP	17	2:07.377 Craig READYHOUGH
Pole				
				

Oulton Park International
Circuit Length = 2.6920 miles

These results are provisional until the conclusion of any judicial and technical matters.

Clerk of Course :

Timekeeper :

BULLETIN 26

BRS Recovery Ford XR Challenge RACE 6 - CLASSIFICATION

POS	NO	CL	NAME	ENTRY	LAPS	TIME	GAP	DIFF	MPH	BEST	ON
1	11	A	Paul BISHOP	Ford Fiesta XR2	10	21:23.104			75.53	2:06.698	4
2	1	B	John-Ifan JONES	Ford Escort XR3i	10	21:25.952	2.848	2.848	75.36	2:06.983	6
3	27	B	Chris JONES	Ford Escort XR3i	10	21:34.639	11.535	8.687	74.85	2:07.732	3
4	4	B	J.Andrew LENNIE	Ford Escort XR3i	10	21:38.328	15.224	3.689	74.64	2:08.081	8
5	25	A	Steve ROWLES	Ford Fiesta XR2	10	21:55.387	32.283	17.059	73.67	2:08.488	7
6	34	A	Chris BALL	Ford Fiesta XR2	10	22:01.222	38.118	5.835	73.35	2:08.396	5
7	52	A	Mark EDWARDS	Ford Fiesta XR2	10	22:01.458	38.354	0.236	73.33	2:10.428	10
8	55	B	Marcus RILEY	Ford Escort XR3i	10	22:01.567	38.463	0.109	73.33	2:09.996	8
9	18	A	Michael HEATH	Ford Fiesta XR2	10	22:08.086	44.982	6.519	72.97	2:10.260	6
10	22	B	Danny LEIGH	Ford Escort XR3i	10	22:25.851	1:02.747	17.765	72.00	2:11.062	9
11	62	B	Lee BOWRON	Ford Escort XR3i	10	22:28.090	1:04.986	2.239	71.88	2:11.436	9
12	13	A	Suzanne HARRISON	Ford Fiesta XR2	10	22:29.146	1:06.042	1.056	71.83	2:11.274	6
13	63	B	Terry KELLAHER	Ford Escort XR3i	10	22:39.610	1:16.506	10.464	71.28	2:12.970	6
14	46	B	Peter FUTERS	Ford Escort XR3i	10	22:44.948	1:21.844	5.338	71.00	2:12.066	6

NOT CLASSIFIED

DNF	9	A	George DWANE	Ford Fiesta XR2	7	15:24.068	3 laps	3 laps	73.41	2:09.591	5
DNF	79	A	Simon SHERIDAN	Ford Fiesta XR2	5	11:53.748	5 laps	2 laps	67.89	2:13.473	3
DNF	17	A	Craig READYHOUGH	Ford Fiesta XR2	2	5:04.838	8 laps	3 laps	63.58		
DNF	66	A	Steve POOLE	Ford Fiesta XR2	0						

FASTEST LAP

11	A	Paul BISHOP	Ford Fiesta XR2	4	2:06.698	76.49 mph	123.10 kph
1	B	John-Ifan JONES	Ford Escort XR3i	6	2:06.983	76.31 mph	122.82 kph

Weather / Track : Sunny / Dry

These results are provisional until the conclusion of any judicial and technical matters.

Oulton Park International
Circuit Length = 2.6920 miles
Start: 14:45 End: 15:08

Clerk of Course :	Timekeeper :
-------------------	--------------

BRS Recovery Ford XR Challenge

RACE 6 - LAP CHART

Lap 1			Lap 2			Lap 3			Lap 4			Lap 5		
No	Behind	Laptime	No	Behind	Laptime	No	Behind	Laptime	No	Behind	Laptime	No	Behind	Laptime
11		2:15.702	11		2:07.900	11		2:07.235	11		2:06.698	11		2:07.127
17	1.333	2:17.035	1	1.514	2:08.052	1	1.436	2:07.157	1	1.872	2:07.134	1	1.990	2:07.245
1	1.362	2:17.064	27	1.917	2:07.812	27	2.414	2:07.732	27	3.675	2:07.959	27	4.676	2:08.128
27	2.005	2:17.707	4	7.563	2:11.005	4	9.374	2:09.046	4	10.963	2:08.287	4	12.188	2:08.352
4	4.458	2:20.160	9	8.937	2:11.825	9	12.309	2:10.607	9	16.312	2:10.701	9	18.776	2:09.591
9	5.012	2:20.714	52	9.706	2:11.065	52	13.732	2:11.261	52	17.930	2:10.896	25	20.565	2:09.258
52	6.541	2:22.243	18	11.797	2:12.365	25	15.656	2:08.824	25	18.434	2:09.476	52	21.268	2:10.465
18	7.332	2:23.034	25	14.067	2:12.374	18	16.402	2:11.840	18	20.051	2:10.347	55	24.229	2:10.412
55	9.073	2:24.775	55	14.545	2:13.372	55	17.406	2:10.096	55	20.944	2:10.236	18	24.743	2:11.819
25	9.593	2:25.295	63	17.194	2:13.776	22	25.103	2:13.256	34	28.137	2:09.296	34	29.406	2:08.396
63	11.318	2:27.020	46	18.574	2:14.989	34	25.539	2:12.032	22	30.208	2:11.803	22	34.450	2:11.369
46	11.485	2:27.187	22	19.082	2:13.614	63	25.584	2:15.625	62	33.610	2:13.622	62	39.710	2:13.227
79	12.590	2:28.292	62	20.148	2:14.356	79	26.400	2:13.473	79	35.184	2:15.482	13	41.898	2:12.611
22	13.368	2:29.070	79	20.162	2:15.472	62	26.686	2:13.773	63	36.147	2:17.261	63	42.985	2:13.965
62	13.692	2:29.394	34	20.742	2:12.430	46	27.460	2:16.121	13	36.414	2:15.141	46	43.580	2:12.829
34	16.212	2:31.914	13	22.566	2:12.557	13	27.971	2:12.640	46	37.878	2:17.116	79	1:09.086	2:41.029 P
13	17.909	2:33.611	17	41.236	2:47.803 P									

Weather / Track : Sunny / Dry

Oulton Park International
 Circuit Length = 2.6920 miles
 Start: 14:45 End: 15:08

BRS Recovery Ford XR Challenge

RACE 6 - LAP CHART

Lap 6			Lap 7			Lap 8			Lap 9			Lap 10		
No	Behind	Laptime	No	Behind	Laptime	No	Behind	Laptime	No	Behind	Laptime	No	Behind	Laptime
11		2:07.095	11		2:06.744	11		2:07.470	11		2:08.933	11		2:08.200
1	1.878	2:06.983	1	2.496	2:07.362	1	3.198	2:08.172	1	2.440	2:08.175	1	2.848	2:08.608
27	5.968	2:08.387	27	7.888	2:08.664	27	9.677	2:09.259	27	9.898	2:09.154	27	11.535	2:09.837
4	13.367	2:08.274	4	14.944	2:08.321	4	15.555	2:08.081	4	15.121	2:08.499	4	15.224	2:08.303
9	21.502	2:09.821	25	24.303	2:08.488	25	26.548	2:09.715	25	27.778	2:10.163	25	32.283	2:12.705
25	22.559	2:09.089	9	25.567	2:10.809	52	33.631	2:11.323	55	35.523	2:10.003	34	38.118	2:10.633
52	25.138	2:10.965	52	29.778	2:11.384	55	34.453	2:09.996	34	35.685	2:09.971	52	38.354	2:10.428
55	27.377	2:10.243	55	31.927	2:11.294	34	34.647	2:09.191	52	36.126	2:11.428	55	38.463	2:11.140
18	27.908	2:10.260	18	32.781	2:11.617	18	36.558	2:11.247	18	38.704	2:11.079	18	44.982	2:14.478
34	30.890	2:08.579	34	32.926	2:08.780	22	57.659	2:20.632	22	59.788	2:11.062	22	1:02.747	2:11.159
22	38.601	2:11.246	22	44.497	2:12.640	62	57.948	2:13.157	62	1:00.451	2:11.436	62	1:04.986	2:12.735
62	45.200	2:12.585	62	52.261	2:13.805	13	59.030	2:13.845	13	1:02.058	2:11.961	13	1:06.042	2:12.184
13	46.077	2:11.274	13	52.655	2:13.322	46	1:00.001	2:12.206	63	1:09.500	2:15.511	63	1:16.506	2:15.206
46	48.551	2:12.066	46	55.265	2:13.458	63	1:02.922	2:13.425	46	1:13.983	2:22.915	46	1:21.844	2:16.061
63	48.860	2:12.970	63	56.967	2:14.851									


Weather / Track : Sunny / Dry

Oulton Park International
 Circuit Length = 2.6920 miles
 Start: 14:45 End: 15:08

BULLETIN 27

BRS Recovery Ford XR Challenge

RACE 12 - GRID

ROW 9	17 Craig READYHOUGH	66 Steve POOLE
ROW 8	9 George DWANE	79 Simon SHERIDAN
ROW 7	63 Terry KELLAHER	46 Peter FUTERS
ROW 6	62 Lee BOWRON	13 Suzanne HARRISON
ROW 5	18 Michael HEATH	22 Danny LEIGH
ROW 4	11 Paul BISHOP	55 Marcus RILEY
ROW 3	27 Chris JONES	1 John-Ifan JONES
ROW 2	25 Steve ROWLES	4 J.Andrew LENNIE
ROW 1	52 Mark EDWARDS	34 Chris BALL
Pole		
		

Oulton Park International
Circuit Length = 2.6920 miles

These results are provisional until the conclusion of any judicial and technical matters.

Clerk of Course :

Timekeeper :

BULLETIN 33

BRS Recovery Ford XR Challenge RACE 12 - CLASSIFICATION

POS	NO	CL	NAME	ENTRY	LAPS	TIME	GAP	DIFF	MPH	BEST	ON
1	27	B	Chris JONES	Ford Escort XR3i	9	19:15.811			75.46	2:06.965	7
2	11	A	Paul BISHOP	Ford Fiesta XR2	9	19:15.926	0.115	0.115	75.45	2:05.486	6
3	1	B	John-Ifan JONES	Ford Escort XR3i	9	19:20.344	4.533	4.418	75.16	2:06.812	8
4	4	B	J.Andrew LENNIE	Ford Escort XR3i	9	19:22.994	7.183	2.650	74.99	2:07.507	8
5	17	A	Craig READYHOUGH	Ford Fiesta XR2	9	19:28.219	12.408	5.225	74.66	2:07.757	3
6	79	A	Simon SHERIDAN	Ford Fiesta XR2	9	19:35.079	19.268	6.860	74.22	2:08.608	5
7	25	A	Steve ROWLES	Ford Fiesta XR2	9	19:35.452	19.641	0.373	74.20	2:07.909	5
8	22	B	Danny LEIGH	Ford Escort XR3i	9	19:49.814	34.003	14.362	73.30	2:10.024	2
9	9	A	George DWANE	Ford Fiesta XR2	9	19:56.980	41.169	7.166	72.86	2:10.482	3
10	13	A	Suzanne HARRISON	Ford Fiesta XR2	9	19:57.684	41.873	0.704	72.82	2:10.645	6
11	18	A	Michael HEATH	Ford Fiesta XR2	9	20:19.994	1:04.183	22.310	71.49	2:11.991	4
12	63	B	Terry KELLAHER	Ford Escort XR3i	9	20:35.652	1:19.841	15.658	70.58	2:14.706	7
NOT CLASSIFIED											
DNF	55	B	Marcus RILEY	Ford Escort XR3i	8	18:56.017	1 lap	1 lap	68.24	2:11.717	3
DNF	34	A	Chris BALL	Ford Fiesta XR2	4	9:57.182	5 laps	4 laps	64.91	2:09.141	2
DNF	66	A	Steve POOLE	Ford Fiesta XR2	1	2:33.947	8 laps	3 laps	62.95		
DNF	52	A	Mark EDWARDS	Ford Fiesta XR2	1	3:18.302	8 laps	44.355	48.87		
DNF	46	B	Peter FUTERS	Ford Escort XR3i	0						
FASTEST LAP											
	11	A	Paul BISHOP	Ford Fiesta XR2	6	2:05.486		77.23 mph		124.28 kph	
	1	B	John-Ifan JONES	Ford Escort XR3i	8	2:06.812		76.42 mph		122.99 kph	

Weather / Track : Bright / Dry
 These results are provisional until the conclusion of any judicial and technical matters.

Oulton Park International
 Circuit Length = 2.6920 miles
 Start: 18:07 End: 18:27

Clerk of Course :		Timekeeper :
-------------------	--	--------------

BRS Recovery Ford XR Challenge
RACE 12 - LAP CHART

Lap 1			Lap 2			Lap 3			Lap 4			Lap 5		
No	Behind	Laptime	No	Behind	Laptime	No	Behind	Laptime	No	Behind	Laptime	No	Behind	Laptime
25		2:16.096	27		2:08.136	27		2:07.866	27		2:07.566	27		2:07.312
27	0.271	2:16.367	25	0.511	2:08.918	4	2.458	2:09.324	1	3.111	2:07.100	11	3.570	2:07.205
4	0.631	2:16.727	4	1.000	2:08.776	1	3.577	2:09.621	4	3.597	2:08.705	1	3.758	2:07.959
1	0.881	2:16.977	1	1.822	2:09.348	25	3.760	2:11.115	11	3.677	2:07.306	4	4.283	2:07.998
34	1.725	2:17.821	34	2.459	2:09.141	11	3.937	2:09.209	79	5.566	2:08.733	79	6.862	2:08.608
79	2.196	2:18.292	11	2.594	2:08.597	79	4.399	2:08.993	17	6.516	2:09.412	17	7.117	2:07.913
11	2.404	2:18.500	79	3.272	2:09.483	17	4.670	2:07.757	25	6.875	2:10.681	25	7.472	2:07.909
17	5.377	2:21.473	17	4.779	2:07.809	22	10.471	2:10.900	22	14.134	2:11.229	22	18.242	2:11.420
22	5.820	2:21.916	22	7.437	2:10.024	9	11.473	2:10.482	9	14.971	2:11.064	9	19.012	2:11.353
9	6.301	2:22.397	9	8.857	2:10.963	34	15.502	2:20.909	13	19.309	2:11.116	13	22.974	2:10.977
13	8.077	2:24.173	13	11.328	2:11.658	13	15.759	2:12.297	55	26.607	2:13.401	55	37.638	2:18.343
55	13.071	2:29.167	55	16.921	2:12.257	55	20.772	2:11.717	18	33.827	2:11.991	18	39.090	2:12.575
63	13.816	2:29.912	63	20.588	2:15.179	63	29.174	2:16.452	63	36.760	2:15.152	63	44.296	2:14.848
66	17.851	2:33.947 P	18	24.402	2:13.687	18	29.402	2:12.866	34	1:17.247	3:09.311 P			
18	19.122	2:35.218												
52	1:02.206	3:18.302 P												

Weather / Track : Bright / Dry

Oulton Park International
Circuit Length = 2.6920 miles
Start: 18:07 End: 18:27

BRS Recovery Ford XR Challenge
RACE 12 - LAP CHART

Lap 6			Lap 7			Lap 8			Lap 9		
No	Behind	Laptime	No	Behind	Laptime	No	Behind	Laptime	No	Behind	Laptime
27		2:07.477	27		2:06.965	27		2:07.105	27		2:07.017
11	1.579	2:05.486	11	0.326	2:05.712	11	0.241	2:07.020	11	0.115	2:06.891
1	3.934	2:07.653	1	4.053	2:07.084	1	3.760	2:06.812	1	4.533	2:07.790
4	4.385	2:07.579	4	5.123	2:07.703	4	5.525	2:07.507	4	7.183	2:08.675
17	7.899	2:08.259	17	9.051	2:08.117	17	10.036	2:08.090	17	12.408	2:09.389
79	9.246	2:09.861	79	12.518	2:10.237	79	15.726	2:10.313	79	19.268	2:10.559
25	9.503	2:09.508	25	12.878	2:10.340	25	15.907	2:10.134	25	19.641	2:10.751
22	21.975	2:11.210	22	25.821	2:10.811	22	29.529	2:10.813	22	34.003	2:11.491
9	22.581	2:11.046	9	28.881	2:13.265	9	34.372	2:12.596	9	41.169	2:13.814
13	26.142	2:10.645	13	30.627	2:11.450	13	36.663	2:13.141	13	41.873	2:12.227
18	45.082	2:13.469	18	50.545	2:12.428	18	56.998	2:13.558	18	1:04.183	2:14.202
55	47.238	2:17.077	55	56.602	2:16.329	63	1:09.125	2:16.887	63	1:19.841	2:17.733
63	51.602	2:14.783	63	59.343	2:14.706	55	1:47.223	2:57.726 P			

Weather / Track : Bright / Dry

Oulton Park International
 Circuit Length = 2.6920 miles
 Start: 18:07 End: 18:27