



# CHAMPIONSHIP RACEDAY

**Oulton Park International**

**15th May 2010**



Results Provided by Timing Solutions Ltd  
[www.tsl-timing.com](http://www.tsl-timing.com)

# BookaTrack.com Caterham Superlight R300 Championship

## QUALIFYING - CLASSIFICATION

POS	NO	CL	NAME	ENTRY	TIME	ON	LAPS	GAP	DIFF	MPH
1	1		<b>Jonathan WALKER</b>	Caterham Superlight R300	<b>1:50.718</b>	7	8			87.53
2	3		<b>Mark SHAW</b>	Caterham Superlight R300	<b>1:51.265</b>	9	10	<b>0.547</b>	0.547	87.10
3	69		<b>Gordon SAWYER</b>	Caterham Superlight R300	<b>1:51.385</b>	8	10	<b>0.667</b>	0.120	87.00
4	11		<b>Trevor FOWELL</b>	Caterham Superlight R300	<b>1:51.389</b>	3	10	<b>0.671</b>	0.004	87.00
5	19		<b>Paul BRANNAN</b>	Caterham Superlight R300	<b>1:51.619</b>	6	10	<b>0.901</b>	0.230	86.82
6	8		<b>Paul FLEURY</b>	Caterham Superlight R300	<b>1:51.626</b>	3	10	<b>0.908</b>	0.007	86.81
7	22		<b>Jamie ELLWOOD</b>	Caterham Superlight R300	<b>1:51.641</b>	9	9	<b>0.923</b>	0.015	86.80
8	33		<b>James SHARROCK</b>	Caterham Superlight R300	<b>1:51.680</b>	6	10	<b>0.962</b>	0.039	86.77
9	27		<b>Peter YOUNG</b>	Caterham Superlight R300	<b>1:51.997</b>	8	10	<b>1.279</b>	0.317	86.53
10	99		<b>David PEARCE</b>	Caterham Superlight R300	<b>1:52.018</b>	8	10	<b>1.300</b>	0.021	86.51
11	6		<b>Paul TURLEY</b>	Caterham Superlight R300	<b>1:52.044</b>	5	10	<b>1.326</b>	0.026	86.49
12	24		<b>Ollie TAYLOR</b>	Caterham Superlight R300	<b>1:52.102</b>	7	10	<b>1.384</b>	0.058	86.45
13	35		<b>Andrew MCMILLAN</b>	Caterham Superlight R300	<b>1:52.151</b>	6	10	<b>1.433</b>	0.049	86.41
14	55		<b>Stuart SIMPSON</b>	Caterham Superlight R300	<b>1:52.210</b>	4	9	<b>1.492</b>	0.059	86.36
15	63		<b>David WALLEY</b>	Caterham Superlight R300	<b>1:52.341</b>	9	10	<b>1.623</b>	0.131	86.26
16	72		<b>Adam BALON</b>	Caterham Superlight R300	<b>1:52.407</b>	6	8	<b>1.689</b>	0.066	86.21
17	5		<b>Jon PACKER</b>	Caterham Superlight R300	<b>1:52.441</b>	4	10	<b>1.723</b>	0.034	86.19
18	32		<b>Paul WILSON</b>	Caterham Superlight R300	<b>1:52.479</b>	8	9	<b>1.761</b>	0.038	86.16
19	44		<b>Andrew HARRISON-SLEAP</b>	Caterham Superlight R300	<b>1:52.928</b>	7	8	<b>2.210</b>	0.449	85.81
20	83		<b>Jake BONHAM</b>	Caterham Superlight R300	<b>1:53.048</b>	8	9	<b>2.330</b>	0.120	85.72
21	34		<b>Neil SHINNER</b>	Caterham Superlight R300	<b>1:53.078</b>	8	9	<b>2.360</b>	0.030	85.70
22	20		<b>Michael ROWLAND</b>	Caterham Superlight R300	<b>1:53.289</b>	4	10	<b>2.571</b>	0.211	85.54
23	7		<b>Phillip BROAD</b>	Caterham Superlight R300	<b>1:53.716</b>	10	10	<b>2.998</b>	0.427	85.22
24	75		<b>Flick HAIGH</b>	Caterham Superlight R300	<b>1:53.750</b>	3	8	<b>3.032</b>	0.034	85.19
25	4		<b>Andrew BRUCE</b>	Caterham Superlight R300	<b>1:54.025</b>	9	10	<b>3.307</b>	0.275	84.99
26	66		<b>Mark BLACKBURN</b>	Caterham Superlight R300	<b>1:54.214</b>	6	10	<b>3.496</b>	0.189	84.85
27	67		<b>Dean WILKIN</b>	Caterham Superlight R300	<b>1:54.503</b>	6	10	<b>3.785</b>	0.289	84.63
28	25		<b>Cliff MURPHY</b>	Caterham Superlight R300	<b>1:55.971</b>	4	9	<b>5.253</b>	1.468	83.56
29	13		<b>John MORRIS</b>	Caterham Superlight R300	<b>1:56.200</b>	3	10	<b>5.482</b>	0.229	83.40

Cars 19 & 44 - No Transponder

Weather / Track : Sunny / Damp

These results are provisional until the conclusion of any judicial and technical matters.

Oulton Park International  
Circuit Length = 2.6920 miles  
Start: 08:29 End: 08:51

Clerk of Course :		Timekeeper :
-------------------	--	--------------

# BookaTrack.com Caterham Superlight R300 Championship

## QUALIFYING - LAP ANALYSIS

<b>1</b>	<b>Jonathan WALKER</b>						Caterham Superlight R300					
1 -	1:53.043	+ 2.325	8:33:48.533	5 -	1:57.251	+ 6.533	8:41:25.485					
2 -	1:54.104	+ 3.386	8:35:42.637	6 -	1:54.611	+ 3.893	8:43:20.096					
3 -	1:54.262	+ 3.544	8:37:36.899	7 -	<b>1:50.718</b>		<b>8:45:10.814</b>					
4 -	1:51.335	+ 0.617	8:39:28.234	8 -	1:59.046 P	+ 8.328	8:47:09.860					
<b>3</b>	<b>Mark SHAW</b>						Caterham Superlight R300					
1 -	1:53.563	+ 2.298	8:33:53.966	6 -	1:53.804	+ 2.539	8:43:20.998					
2 -	1:54.335	+ 3.070	8:35:48.301	7 -	1:51.410	+ 0.145	8:45:12.408					
3 -	1:54.772	+ 3.507	8:37:43.073	8 -	1:53.592	+ 2.327	8:47:06.000					
4 -	1:51.784	+ 0.519	8:39:34.857	9 -	<b>1:51.265</b>		<b>8:48:57.265</b>					
5 -	1:52.337	+ 1.072	8:41:27.194	10 -	1:56.464	+ 5.199	8:50:53.729					
<b>4</b>	<b>Andrew BRUCE</b>						Caterham Superlight R300					
1 -	1:56.409	+ 2.384	8:34:02.723	6 -	1:54.583	+ 0.558	8:43:38.521					
2 -	1:55.785	+ 1.760	8:35:58.508	7 -	1:55.345	+ 1.320	8:45:33.866					
3 -	1:55.180	+ 1.155	8:37:53.688	8 -	1:54.065	+ 0.040	8:47:27.931					
4 -	1:55.211	+ 1.186	8:39:48.899	9 -	<b>1:54.025</b>		<b>8:49:21.956</b>					
5 -	1:55.039	+ 1.014	8:41:43.938	10 -	1:55.936	+ 1.911	8:51:17.892					
<b>5</b>	<b>Jon PACKER</b>						Caterham Superlight R300					
1 -	1:55.389	+ 2.948	8:34:10.635	6 -	1:53.746	+ 1.305	8:43:37.887					
2 -	1:53.747	+ 1.306	8:36:04.382	7 -	1:54.424	+ 1.983	8:45:32.311					
3 -	1:53.306	+ 0.865	8:37:57.688	8 -	1:53.271	+ 0.830	8:47:25.582					
4 -	<b>1:52.441</b>		<b>8:39:50.129</b>	9 -	1:53.413	+ 0.972	8:49:18.995					
5 -	1:54.012	+ 1.571	8:41:44.141	10 -	1:53.531	+ 1.090	8:51:12.526					
<b>6</b>	<b>Paul TURLEY</b>						Caterham Superlight R300					
1 -	1:52.942	+ 0.898	8:33:55.661	6 -	1:52.390	+ 0.346	8:43:18.037					
2 -	1:53.013	+ 0.969	8:35:48.674	7 -	1:52.364	+ 0.320	8:45:10.401					
3 -	1:52.739	+ 0.695	8:37:41.413	8 -	1:52.767	+ 0.723	8:47:03.168					
4 -	1:52.190	+ 0.146	8:39:33.603	9 -	1:52.990	+ 0.946	8:48:56.158					
5 -	<b>1:52.044</b>		<b>8:41:25.647</b>	10 -	1:55.033	+ 2.989	8:50:51.191					
<b>7</b>	<b>Phillip BROAD</b>						Caterham Superlight R300					
1 -	1:56.284	+ 2.568	8:34:10.297	6 -	1:58.708	+ 4.992	8:43:53.354					
2 -	1:56.060	+ 2.344	8:36:06.357	7 -	1:54.752	+ 1.036	8:45:48.106					
3 -	1:56.628	+ 2.912	8:38:02.985	8 -	1:54.143	+ 0.427	8:47:42.249					
4 -	1:54.904	+ 1.188	8:39:57.889	9 -	1:55.820	+ 2.104	8:49:38.069					
5 -	1:56.757	+ 3.041	8:41:54.646	10 -	<b>1:53.716</b>		<b>8:51:31.785</b>					
<b>8</b>	<b>Paul FLEURY</b>						Caterham Superlight R300					
1 -	1:55.070	+ 3.444	8:34:15.873	6 -	1:53.439	+ 1.813	8:43:37.770					
2 -	1:52.157	+ 0.531	8:36:08.030	7 -	2:01.175	+ 9.549	8:45:38.945					
3 -	<b>1:51.626</b>		<b>8:37:59.656</b>	8 -	1:52.278	+ 0.652	8:47:31.223					
4 -	1:52.509	+ 0.883	8:39:52.165	9 -	1:55.384	+ 3.758	8:49:26.607					
5 -	1:52.166	+ 0.540	8:41:44.331	10 -	1:52.222	+ 0.596	8:51:18.829					
<b>11</b>	<b>Trevor FOWELL</b>						Caterham Superlight R300					
1 -	1:52.635	+ 1.246	8:33:49.889	6 -	1:55.258	+ 3.869	8:43:16.679					
2 -	1:54.511	+ 3.122	8:35:44.400	7 -	1:52.285	+ 0.896	8:45:08.964					
3 -	<b>1:51.389</b>		<b>8:37:35.789</b>	8 -	2:03.113	+ 11.724	8:47:12.077					
4 -	1:53.899	+ 2.510	8:39:29.688	9 -	1:54.120	+ 2.731	8:49:06.197					
5 -	1:51.733	+ 0.344	8:41:21.421	10 -	1:52.198	+ 0.809	8:50:58.395					
<b>13</b>	<b>John MORRIS</b>						Caterham Superlight R300					
1 -	1:57.973	+ 1.773	8:34:11.562	6 -	1:58.390	+ 2.190	8:43:58.832					
2 -	1:58.771	+ 2.571	8:36:10.333	7 -	1:57.219	+ 1.019	8:45:56.051					
3 -	<b>1:56.200</b>		<b>8:38:06.533</b>	8 -	1:57.303	+ 1.103	8:47:53.354					
4 -	1:57.508	+ 1.308	8:40:04.041	9 -	1:59.293	+ 3.093	8:49:52.647					
5 -	1:56.401	+ 0.201	8:42:00.442	10 -	1:58.343	+ 2.143	8:51:50.990					

Cars 19 & 44 - No Transponder

Weather / Track : Sunny / Damp

Oulton Park International  
Circuit Length = 2.6920 miles  
Start: 08:29 End: 08:51

# BookaTrack.com Caterham Superlight R300 Championship

## QUALIFYING - LAP ANALYSIS

<b>19</b>	<b>Paul BRANNAN</b>		Caterham Superlight R300				
1 -	1:53.127	+ 1.508	8:33:49.131	6 -	<b>1:51.619</b>	<b>8:43:11.749</b>	
2 -	1:52.668	+ 1.049	8:35:41.799	7 -	1:55.388	+ 3.769	8:45:07.137
3 -	1:53.594	+ 1.975	8:37:35.393	8 -	1:53.958	+ 2.339	8:47:01.095
4 -	1:52.699	+ 1.080	8:39:28.092	9 -	1:51.961	+ 0.342	8:48:53.056
5 -	1:52.038	+ 0.419	8:41:20.130	10 -	1:52.573	+ 0.954	8:50:45.629
<b>20</b>	<b>Michael ROWLAND</b>		Caterham Superlight R300				
1 -	1:55.472	+ 2.183	8:33:57.165	6 -	1:54.239	+ 0.950	8:43:28.077
2 -	1:54.056	+ 0.767	8:35:51.221	7 -	1:56.451	+ 3.162	8:45:24.528
3 -	1:55.694	+ 2.405	8:37:46.915	8 -	1:54.499	+ 1.210	8:47:19.027
4 -	<b>1:53.289</b>		<b>8:39:40.204</b>	9 -	1:53.431	+ 0.142	8:49:12.458
5 -	1:53.634	+ 0.345	8:41:33.838	10 -	1:56.735	+ 3.446	8:51:09.193
<b>22</b>	<b>Jamie ELLWOOD</b>		Caterham Superlight R300				
1 -	1:52.773	+ 1.132	8:35:11.931	6 -	1:51.647	+ 0.006	8:44:39.918
2 -	1:56.783	+ 5.142	8:37:08.714	7 -	1:55.854	+ 4.213	8:46:35.772
3 -	1:52.410	+ 0.769	8:39:01.124	8 -	1:53.077	+ 1.436	8:48:28.849
4 -	1:55.338	+ 3.697	8:40:56.462	9 -	<b>1:51.641</b>		<b>8:50:20.490</b>
5 -	1:51.809	+ 0.168	8:42:48.271				
<b>24</b>	<b>Ollie TAYLOR</b>		Caterham Superlight R300				
1 -	1:53.209	+ 1.107	8:33:54.222	6 -	1:52.995	+ 0.893	8:43:17.874
2 -	1:52.943	+ 0.841	8:35:47.165	7 -	<b>1:52.102</b>		<b>8:45:09.976</b>
3 -	1:53.073	+ 0.971	8:37:40.238	8 -	1:52.811	+ 0.709	8:47:02.787
4 -	1:52.152	+ 0.050	8:39:32.390	9 -	1:54.198	+ 2.096	8:48:56.985
5 -	1:52.489	+ 0.387	8:41:24.879	10 -	1:53.872	+ 1.770	8:50:50.857
<b>25</b>	<b>Cliff MURPHY</b>		Caterham Superlight R300				
1 -	1:58.963	+ 2.992	8:34:26.221	6 -	1:56.279	+ 0.308	8:44:09.396
2 -	1:57.767	+ 1.796	8:36:23.988	7 -	1:56.359	+ 0.388	8:46:05.755
3 -	1:56.858	+ 0.887	8:38:20.846	8 -	1:58.055	+ 2.084	8:48:03.810
4 -	<b>1:55.971</b>		<b>8:40:16.817</b>	9 -	1:59.838	+ 3.867	8:50:03.648
5 -	1:56.300	+ 0.329	8:42:13.117				
<b>27</b>	<b>Peter YOUNG</b>		Caterham Superlight R300				
1 -	1:56.454	+ 4.457	8:34:16.428	6 -	1:52.649	+ 0.652	8:43:47.500
2 -	1:57.712	+ 5.715	8:36:14.140	7 -	1:53.331	+ 1.334	8:45:40.831
3 -	1:54.886	+ 2.889	8:38:09.026	8 -	<b>1:51.997</b>		<b>8:47:32.828</b>
4 -	1:53.306	+ 1.309	8:40:02.332	9 -	1:52.975	+ 0.978	8:49:25.803
5 -	1:52.519	+ 0.522	8:41:54.851	10 -	1:53.726	+ 1.729	8:51:19.529
<b>32</b>	<b>Paul WILSON</b>		Caterham Superlight R300				
1 -	1:55.210	+ 2.731	8:33:59.417	6 -	3:28.970	+ 1:36.491	8:45:07.277
2 -	1:53.755	+ 1.276	8:35:53.172	7 -	1:54.370	+ 1.891	8:47:01.647
3 -	1:52.971	+ 0.492	8:37:46.143	8 -	<b>1:52.479</b>		<b>8:48:54.126</b>
4 -	1:53.563	+ 1.084	8:39:39.706	9 -	1:53.789	+ 1.310	8:50:47.915
5 -	1:58.601 P	+ 6.122	8:41:38.307				
<b>33</b>	<b>James SHARROCK</b>		Caterham Superlight R300				
1 -	1:52.847	+ 1.167	8:33:49.336	6 -	<b>1:51.680</b>		<b>8:43:12.346</b>
2 -	1:52.730	+ 1.050	8:35:42.066	7 -	1:54.517	+ 2.837	8:45:06.863
3 -	1:52.943	+ 1.263	8:37:35.009	8 -	1:54.117	+ 2.437	8:47:00.980
4 -	1:52.782	+ 1.102	8:39:27.791	9 -	1:52.301	+ 0.621	8:48:53.281
5 -	1:52.875	+ 1.195	8:41:20.666	10 -	1:55.881	+ 4.201	8:50:49.162
<b>34</b>	<b>Neil SHINNER</b>		Caterham Superlight R300				
1 -	1:55.443	+ 2.365	8:34:55.403	6 -	1:54.201	+ 1.123	8:44:26.460
2 -	1:54.368	+ 1.290	8:36:49.771	7 -	1:53.675	+ 0.597	8:46:20.135
3 -	1:54.389	+ 1.311	8:38:44.160	8 -	<b>1:53.078</b>		<b>8:48:13.213</b>
4 -	1:53.961	+ 0.883	8:40:38.121	9 -	1:53.372	+ 0.294	8:50:06.585

Cars 19 & 44 - No Transponder

Weather / Track : Sunny / Damp

Oulton Park International  
Circuit Length = 2.6920 miles  
Start: 08:29 End: 08:51

# BookaTrack.com Caterham Superlight R300 Championship

## QUALIFYING - LAP ANALYSIS

5 -	1:54.138	+ 1.060	8:42:32.259				
<b>35</b>	<b>Andrew McMILLAN</b>		Caterham Superlight R300				
1 -	1:54.289	+ 2.138	8:34:53.000	6 -	<b>1:52.151</b>	<b>8:44:16.512</b>	
2 -	1:52.784	+ 0.633	8:36:45.784	7 -	1:52.155	+ 0.004	8:46:08.667
3 -	1:52.305	+ 0.154	8:38:38.089	8 -	1:54.331	+ 2.180	8:48:02.998
4 -	1:53.420	+ 1.269	8:40:31.509	9 -	1:52.553	+ 0.402	8:49:55.551
5 -	1:52.852	+ 0.701	8:42:24.361	10 -	1:53.537	+ 1.386	8:51:49.088
<b>44</b>	<b>Andrew HARRISON-SLEAP</b>		Caterham Superlight R300				
1 -	1:58.574	+ 5.646	8:34:42.331	5 -	1:56.902	+ 3.974	8:45:07.136
2 -	4:36.630	+ 2:43.702	8:39:18.961	6 -	1:54.850	+ 1.922	8:47:01.986
3 -	1:55.937	+ 3.009	8:41:14.898	7 -	<b>1:52.928</b>		<b>8:48:54.914</b>
4 -	1:55.336	+ 2.408	8:43:10.234	8 -	1:55.006	+ 2.078	8:50:49.920
<b>55</b>	<b>Stuart SIMPSON</b>		Caterham Superlight R300				
1 -	1:55.607	+ 3.397	8:34:54.871	6 -	1:52.733	+ 0.523	8:44:19.815
2 -	1:52.856	+ 0.646	8:36:47.727	7 -	1:52.964	+ 0.754	8:46:12.779
3 -	1:52.912	+ 0.702	8:38:40.639	8 -	1:52.690	+ 0.480	8:48:05.469
4 -	<b>1:52.210</b>		<b>8:40:32.849</b>	9 -	1:53.248	+ 1.038	8:49:58.717
5 -	1:54.233	+ 2.023	8:42:27.082				
<b>63</b>	<b>David WALLEY</b>		Caterham Superlight R300				
1 -	1:54.307	+ 1.966	8:33:59.833	6 -	1:56.091	+ 3.750	8:43:28.778
2 -	1:53.578	+ 1.237	8:35:53.411	7 -	1:55.023	+ 2.682	8:45:23.801
3 -	1:53.273	+ 0.932	8:37:46.684	8 -	1:53.302	+ 0.961	8:47:17.103
4 -	1:52.882	+ 0.541	8:39:39.566	9 -	<b>1:52.341</b>		<b>8:49:09.444</b>
5 -	1:53.121	+ 0.780	8:41:32.687	10 -	1:52.426	+ 0.085	8:51:01.870
<b>66</b>	<b>Mark BLACKBURN</b>		Caterham Superlight R300				
1 -	1:55.442	+ 1.228	8:34:04.972	6 -	<b>1:54.214</b>		<b>8:43:38.193</b>
2 -	1:54.957	+ 0.743	8:35:59.929	7 -	1:54.946	+ 0.732	8:45:33.139
3 -	1:54.515	+ 0.301	8:37:54.444	8 -	1:54.995	+ 0.781	8:47:28.134
4 -	1:54.908	+ 0.694	8:39:49.352	9 -	1:54.243	+ 0.029	8:49:22.377
5 -	1:54.627	+ 0.413	8:41:43.979	10 -	1:55.053	+ 0.839	8:51:17.430
<b>67</b>	<b>Dean WILKIN</b>		Caterham Superlight R300				
1 -	1:56.118	+ 1.615	8:34:09.321	6 -	<b>1:54.503</b>		<b>8:43:44.352</b>
2 -	1:55.952	+ 1.449	8:36:05.273	7 -	1:57.650	+ 3.147	8:45:42.002
3 -	1:55.210	+ 0.707	8:38:00.483	8 -	1:54.799	+ 0.296	8:47:36.801
4 -	1:54.780	+ 0.277	8:39:55.263	9 -	1:56.170	+ 1.667	8:49:32.971
5 -	1:54.586	+ 0.083	8:41:49.849	10 -	1:55.629	+ 1.126	8:51:28.600
<b>69</b>	<b>Gordon SAWYER</b>		Caterham Superlight R300				
1 -	2:10.511	+ 19.126	8:34:17.059	6 -	1:51.501	+ 0.116	8:43:40.518
2 -	1:54.204	+ 2.819	8:36:11.263	7 -	1:59.234	+ 7.849	8:45:39.752
3 -	1:53.500	+ 2.115	8:38:04.763	8 -	<b>1:51.385</b>		<b>8:47:31.137</b>
4 -	1:52.575	+ 1.190	8:39:57.338	9 -	1:53.846	+ 2.461	8:49:24.983
5 -	1:51.679	+ 0.294	8:41:49.017	10 -	1:52.994	+ 1.609	8:51:17.977
<b>72</b>	<b>Adam BALON</b>		Caterham Superlight R300				
1 -	1:57.694	+ 5.287	8:34:02.592	5 -	1:56.734	+ 4.327	8:41:46.517
2 -	1:56.327	+ 3.920	8:35:58.919	6 -	<b>1:52.407</b>		<b>8:43:38.924</b>
3 -	1:55.337	+ 2.930	8:37:54.256	7 -	1:58.198	+ 5.791	8:45:37.122
4 -	1:55.527	+ 3.120	8:39:49.783	8 -	1:52.969	+ 0.562	8:47:30.091
<b>75</b>	<b>Flick HAIGH</b>		Caterham Superlight R300				
1 -	2:09.132	+ 15.382	8:35:41.942	5 -	2:46.150	+ 52.400	8:44:22.133
2 -	1:55.108	+ 1.358	8:37:37.050	6 -	1:54.453	+ 0.703	8:46:16.586
3 -	<b>1:53.750</b>		<b>8:39:30.800</b>	7 -	1:54.865	+ 1.115	8:48:11.451
4 -	2:05.183 P	+ 11.433	8:41:35.983	8 -	1:54.919	+ 1.169	8:50:06.370

Cars 19 & 44 - No Transponder

Weather / Track : Sunny / Damp

Oulton Park International  
Circuit Length = 2.6920 miles  
Start: 08:29 End: 08:51

**BookaTrack.com Caterham Superlight R300 Championship**  
**QUALIFYING - LAP ANALYSIS**

<b>83</b>		<b>Jake BONHAM</b>		Caterham Superlight R300			
1 -	1:58.805	+ 5.757	8:34:42.453	6 -	1:58.731	+ 5.683	8:44:26.990
2 -	1:59.972	+ 6.924	8:36:42.425	7 -	1:54.315	+ 1.267	8:46:21.305
3 -	1:55.233	+ 2.185	8:38:37.658	8 -	<b>1:53.048</b>		<b>8:48:14.353</b>
4 -	1:56.683	+ 3.635	8:40:34.341	9 -	1:53.909	+ 0.861	8:50:08.262
5 -	1:53.918	+ 0.870	8:42:28.259				
<b>99</b>		<b>David PEARCE</b>		Caterham Superlight R300			
1 -	1:54.161	+ 2.143	8:34:16.297	6 -	1:53.018	+ 1.000	8:43:41.160
2 -	1:52.960	+ 0.942	8:36:09.257	7 -	1:59.022	+ 7.004	8:45:40.182
3 -	1:52.623	+ 0.605	8:38:01.880	8 -	<b>1:52.018</b>		<b>8:47:32.200</b>
4 -	1:52.345	+ 0.327	8:39:54.225	9 -	1:53.164	+ 1.146	8:49:25.364
5 -	1:53.917	+ 1.899	8:41:48.142	10 -	1:53.091	+ 1.073	8:51:18.455

Cars 19 & 44 - No Transponder

Weather / Track : Sunny / Damp

Oulton Park International  
 Circuit Length = 2.6920 miles  
 Start: 08:29 End: 08:51

# BookaTrack.com Caterham Superlight R300 Championship

## RACE 1 - GRID

ROW 15	1:56.200 13   John MORRIS		
ROW 14		1:54.503 67   Dean WILKIN	1:55.971 25   Cliff MURPHY
ROW 13	1:54.025 4   Andrew BRUCE		1:54.214 66   Mark BLACKBURN
ROW 12		1:53.716 7   Phillip BROAD	1:53.750 75   Flick HAIGH
ROW 11	1:53.078 34   Neil SHINNER		1:53.289 20   Michael ROWLAND
ROW 10		1:52.928 44   Andrew HARRISON-SLEAP	1:53.048 83   Jake BONHAM
ROW 9	1:52.441 5   Jon PACKER		1:52.479 32   Paul WILSON
ROW 8		1:52.341 63   David WALLEY	1:52.407 72   Adam BALON
ROW 7	1:52.151 35   Andrew MCMILLAN		1:52.210 55   Stuart SIMPSON
ROW 6		1:52.044 6   Paul TURLEY	1:52.102 24   Ollie TAYLOR
ROW 5	1:51.997 27   Peter YOUNG		1:52.018 99   David PEARCE
ROW 4		1:51.641 22   Jamie ELLWOOD	1:51.680 33   James SHARROCK
ROW 3	1:51.619 19   Paul BRANNAN		1:51.626 8   Paul FLEURY
ROW 2		1:51.385 69   Gordon SAWYER	1:51.389 11   Trevor FOWELL
ROW 1	1:50.718 1   Jonathan WALKER		1:51.265 3   Mark SHAW
<b>Pole</b>			
			

Oulton Park International  
Circuit Length = 2.6920 miles

**These results are provisional until the conclusion of any judicial and technical matters.**

Clerk of Course :		Timekeeper :

# BookaTrack.com Caterham Superlight R300 Championship

## RACE 1 - CLASSIFICATION

POS	NO	CL	NAME	ENTRY	LAPS	TIME	GAP	DIFF	MPH	BEST	ON
1	19		Paul BRANNAN	Caterham Superlight R300	6	11:20.443			85.45	1:52.010	5
2	22		Jamie ELLWOOD	Caterham Superlight R300	6	11:21.169	0.726	0.726	85.36	1:51.763	4
3	8		Paul FLEURY	Caterham Superlight R300	6	11:21.202	0.759	0.033	85.36	1:51.585	4
4	11		Trevor FOWELL	Caterham Superlight R300	6	11:21.246	0.803	0.044	85.35	1:51.963	5
5	35		Andrew MCMILLAN	Caterham Superlight R300	6	11:22.531	2.088	1.285	85.19	1:51.114	5
6	1		Jonathan WALKER	Caterham Superlight R300	6	11:22.661	2.218	0.130	85.17	1:51.433	5
7	33		James SHARROCK	Caterham Superlight R300	6	11:24.738	4.295	2.077	84.91	1:52.367	4
8	69		Gordon SAWYER	Caterham Superlight R300	6	11:25.039	4.596	0.301	84.88	1:52.646	5
9	5		Jon PACKER	Caterham Superlight R300	6	11:25.128	4.685	0.089	84.87	1:51.855	3
10	55		Stuart SIMPSON	Caterham Superlight R300	6	11:25.567	5.124	0.439	84.81	1:51.855	3
11	66		Mark BLACKBURN	Caterham Superlight R300	6	11:31.169	10.726	5.602	84.12	1:52.868	3
12	20		Michael ROWLAND	Caterham Superlight R300	6	11:34.720	14.277	3.551	83.69	1:53.269	3
13	75		Flick HAIGH	Caterham Superlight R300	6	11:34.810	14.367	0.090	83.68	1:53.550	3
14	44		Andrew HARRISON-SLEAP	Caterham Superlight R300	6	11:36.282	15.839	1.472	83.51	1:52.917	3
15	34		Neil SHINNER	Caterham Superlight R300	6	11:39.993	19.550	3.711	83.06	1:52.864	3
16	25		Cliff MURPHY	Caterham Superlight R300	6	11:40.559	20.116	0.566	83.00	1:54.321	3
17	13		John MORRIS	Caterham Superlight R300	6	11:41.219	20.776	0.660	82.92	1:54.526	3
18	67		Dean WILKIN	Caterham Superlight R300	6	11:47.218	26.775	5.999	82.22	1:54.671	3

### NOT CLASSIFIED

DNF	83		Jake BONHAM	Caterham Superlight R300	5	9:41.635	1 lap	1 lap	83.31	1:53.158	3
DNF	63		David WALLEY	Caterham Superlight R300	4	7:38.614	2 laps	1 lap	84.52	1:52.020	3
DNF	32		Paul WILSON	Caterham Superlight R300	2	3:56.856	4 laps	2 laps	81.83	1:54.124	2
DNF	72		Adam BALON	Caterham Superlight R300	0						

### FASTEST LAP

35			Andrew MCMILLAN	Caterham Superlight R300	5	1:51.114			87.21 mph	140.36 kph	
----	--	--	-----------------	--------------------------	---	----------	--	--	-----------	------------	--

Weather / Track : Bright / Dry

These results are provisional until the conclusion of any judicial and technical matters.

Oulton Park International  
Circuit Length = 2.6920 miles  
Start: 11:47 End: 11:59

Clerk of Course :		Timekeeper :	
-------------------	--	--------------	--

# BookaTrack.com Caterham Superlight R300 Championship

## RACE 1 - LAP CHART

Lap 1			Lap 2			Lap 3			Lap 4			Lap 5		
No	Behind	Laptime	No	Behind	Laptime	No	Behind	Laptime	No	Behind	Laptime	No	Behind	Laptime
19		1:57.700	22		1:52.693	19		1:52.048	19		1:52.751	19		1:52.010
22	0.158	1:57.858	19	0.062	1:52.913	22	1.335	1:53.445	22	0.347	1:51.763	8	0.443	1:51.957
1	0.167	1:57.867	11	0.515	1:53.023	8	1.662	1:52.879	8	0.496	1:51.585	22	0.602	1:52.265
11	0.343	1:58.043	33	0.813	1:52.954	35	1.742	1:52.232	33	1.515	1:52.367	11	1.591	1:51.963
33	0.710	1:58.410	8	0.893	1:52.756	33	1.899	1:53.196	11	1.638	1:52.382	35	1.748	1:51.114
35	0.792	1:58.492	1	1.160	1:53.844	11	2.007	1:53.602	1	2.558	1:51.842	1	1.981	1:51.433
8	0.988	1:58.688	35	1.620	1:53.679	69	2.909	1:53.128	35	2.644	1:53.653	69	3.605	1:52.646
69	1.454	1:59.154	69	1.891	1:53.288	63	3.246	1:52.020	69	2.969	1:52.811	33	4.226	1:54.721
34	2.223	1:59.923	63	3.336	1:53.098	1	3.467	1:54.417	63	3.202	1:52.707	5	4.628	1:52.483
63	3.089	2:00.789	5	4.563	1:52.970	5	4.308	1:51.855	5	4.155	1:52.598	55	4.788	1:52.394
75	4.115	2:01.815	55	4.894	1:53.565	55	4.639	1:51.855	55	4.404	1:52.516	66	10.287	1:53.770
55	4.180	2:01.880	32	6.305	1:54.124	75	7.796	1:53.550	66	8.527	1:53.127	20	13.034	1:54.634
5	4.444	2:02.144	75	6.356	1:55.092	20	8.021	1:53.269	75	10.404	1:55.359	75	13.604	1:55.210
20	4.524	2:02.224	20	6.862	1:55.189	66	8.151	1:52.868	20	10.410	1:55.140	83	14.213	1:55.688
32	5.032	2:02.732	66	7.393	1:53.738	83	9.001	1:53.158	83	10.535	1:54.285	44	14.214	1:55.489
83	5.568	2:03.268	83	7.953	1:55.236	44	9.529	1:52.917	44	10.735	1:53.957	13	16.891	1:54.876
13	6.128	2:03.828	44	8.722	1:54.657	13	11.568	1:54.526	13	14.025	1:55.208	34	17.376	1:53.228
66	6.506	2:04.206	13	9.152	1:55.875	25	12.469	1:54.321	25	15.059	1:55.341	25	18.684	1:55.635
44	6.916	2:04.616	25	10.258	1:55.335	34	15.181	1:52.864	34	16.158	1:53.728	67	24.162	1:54.775
25	7.774	2:05.474	34	14.427	2:05.055	67	19.388	1:54.671	67	21.397	1:54.760			
67	14.017	2:11.717	67	16.827	1:55.661									

Weather / Track : Bright / Dry

Oulton Park International  
Circuit Length = 2.6920 miles  
Start: 11:47 End: 11:59


**BookaTrack.com Caterham Superlight R300 Championship**  
**RACE 1 - LAP CHART**

Lap 6		
No	Behind	Laptime
19		1:53.021
22	0.726	1:53.145
8	0.759	1:53.337
11	0.803	1:52.233
35	2.088	1:53.361
1	2.218	1:53.258
33	4.295	1:53.090
69	4.596	1:54.012
5	4.685	1:53.078
55	5.124	1:53.357
66	10.726	1:53.460
20	14.277	1:54.264
75	14.367	1:53.784
44	15.839	1:54.646
34	19.550	1:55.195
25	20.116	1:54.453
13	20.776	1:56.906
67	26.775	1:55.634

**Weather / Track : Bright / Dry**

Oulton Park International  
Circuit Length = 2.6920 miles  
Start: 11:47 End: 11:59

**BookaTrack.com Caterham Superlight R300 Championship**  
**RACE 8 - GRID - AMENDED II**

ROW 13	24	Ollie TAYLOR	
ROW 12	3	Mark SHAW	27 Peter YOUNG
ROW 11	7	Phillip BROAD	4 Andrew BRUCE
ROW 10	63	David WALLEY	72 Adam BALON
ROW 9	67	Dean WILKIN	83 Jake BONHAM
ROW 8	25	Cliff MURPHY	13 John MORRIS
ROW 7	44	Andrew HARRISON-SLEAP	34 Neil SHINNER
ROW 6	20	Michael ROWLAND	75 Flick HAIGH
ROW 5	55	Stuart SIMPSON	66 Mark BLACKBURN
ROW 4	69	Gordon SAWYER	5 Jon PACKER
ROW 3	35	Andrew MCMILLAN	33 James SHARROCK
ROW 2	8	Paul FLEURY	11 Trevor FOWELL
ROW 1	19	Paul BRANNAN	22 Jamie ELLWOOD
<b>Pole</b>			
			

Oulton Park International  
 Circuit Length = 2.6920 miles

**These results are provisional until the conclusion of any judicial and technical matters.**

Clerk of Course :		Timekeeper :

# BookaTrack.com Caterham Superlight R300 Championship

## RACE 8 - CLASSIFICATION

POS	NO	CL	NAME	ENTRY	LAPS	TIME	GAP	DIFF	MPH	BEST	ON
1	11		<b>Trevor FOWELL</b>	Caterham Superlight R300	14	29:44.078			76.04	1:50.961	12
2	35		<b>Andrew MCMILLAN</b>	Caterham Superlight R300	14	29:44.123	<b>0.045</b>	0.045	76.04	1:51.377	7
3	22		<b>Jamie ELLWOOD</b>	Caterham Superlight R300	14	29:51.854	<b>7.776</b>	7.731	75.71	1:51.752	7
4	69		<b>Gordon SAWYER</b>	Caterham Superlight R300	14	29:52.055	<b>7.977</b>	0.201	75.71	1:51.853	7
5	63		<b>David WALLEY</b>	Caterham Superlight R300	14	29:54.684	<b>10.606</b>	2.629	75.60	1:51.895	7
6	3		<b>Mark SHAW</b>	Caterham Superlight R300	14	29:55.197	<b>11.119</b>	0.513	75.57	1:52.122	13
7	8		<b>Paul FLEURY</b>	Caterham Superlight R300	14	29:55.896	<b>11.818</b>	0.699	75.54	1:51.689	7
8	24		<b>Ollie TAYLOR</b>	Caterham Superlight R300	14	29:56.126	<b>12.048</b>	0.230	75.53	1:52.213	8
9	75		<b>Flick HAIGH</b>	Caterham Superlight R300	14	29:56.398	<b>12.320</b>	0.272	75.52	1:51.840	7
10	55		<b>Stuart SIMPSON</b>	Caterham Superlight R300	14	29:59.420	<b>15.342</b>	3.022	75.40	1:52.577	14
11	20		<b>Michael ROWLAND</b>	Caterham Superlight R300	14	29:59.749	<b>15.671</b>	0.329	75.38	1:52.921	12
12	72		<b>Adam BALON</b>	Caterham Superlight R300	14	30:01.074	<b>16.996</b>	1.325	75.33	1:52.992	7
13	27		<b>Peter YOUNG</b>	Caterham Superlight R300	14	30:01.683	<b>17.605</b>	0.609	75.30	1:52.794	7
14	34		<b>Neil SHINNER</b>	Caterham Superlight R300	14	30:02.681	<b>18.603</b>	0.998	75.26	1:53.380	7
15	44		<b>Andrew HARRISON-SLEAP</b>	Caterham Superlight R300	14	30:02.852	<b>18.774</b>	0.171	75.25	1:51.946	7
16	66		<b>Mark BLACKBURN</b>	Caterham Superlight R300	14	30:02.969	<b>18.891</b>	0.117	75.25	1:52.624	2
17	7		<b>Phillip BROAD</b>	Caterham Superlight R300	14	30:08.711	<b>24.633</b>	5.742	75.01	1:52.938	7
18	25		<b>Cliff MURPHY</b>	Caterham Superlight R300	14	30:11.088	<b>27.010</b>	2.377	74.91	1:52.943	9
19	4		<b>Andrew BRUCE</b>	Caterham Superlight R300	14	30:11.855	<b>27.777</b>	0.767	74.88	1:53.559	9
20	5		<b>Jon PACKER</b>	Caterham Superlight R300	14	30:16.011	<b>31.933</b>	4.156	74.71	1:52.302	7
21	13		<b>John MORRIS</b>	Caterham Superlight R300	14	30:18.456	<b>34.378</b>	2.445	74.61	1:53.991	12

### NOT CLASSIFIED

<i>DNF</i>	19		<b>Paul BRANNAN</b>	Caterham Superlight R300	3	5:43.704	<b>11 laps</b>	11 laps	84.58	1:51.681	3
<i>DNF</i>	33		<b>James SHARROCK</b>	Caterham Superlight R300	3	5:43.929	<b>11 laps</b>	0.225	84.53	1:52.029	3
<i>DNF</i>	83		<b>Jake BONHAM</b>	Caterham Superlight R300	2	3:53.798	<b>12 laps</b>	1 lap	82.90	1:52.855	2
<i>DNF</i>	67		<b>Dean WILKIN</b>	Caterham Superlight R300	2	4:05.552	<b>12 laps</b>	11.754	78.93	1:57.397	2

### FASTEST LAP

11			<b>Trevor FOWELL</b>	Caterham Superlight R300	12	1:50.961		87.33 mph		140.55 kph	
----	--	--	----------------------	--------------------------	----	----------	--	-----------	--	------------	--

Weather / Track : Sunny / Dry

These results are provisional until the conclusion of any judicial and technical matters.

Oulton Park International  
Circuit Length = 2.6920 miles  
Start: 15:55 End: 16:25

Clerk of Course :		Timekeeper :	
-------------------	--	--------------	--

# BookaTrack.com Caterham Superlight R300 Championship

## RACE 8 - LAP CHART

Lap 1			Lap 2			Lap 3			Lap 4			Lap 5		
No	Behind	Laptime	No	Behind	Laptime	No	Behind	Laptime	No	Behind	Laptime	No	Behind	Laptime
35		1:58.436	35		1:51.843	35		1:51.445	35		1:56.550	35		3:38.306
22	0.279	1:58.715	8	1.154	1:52.557	8	1.876	1:52.167	8	0.721	1:55.395	8	0.793	3:38.378
8	0.440	1:58.876	22	1.310	1:52.874	19	1.980	1:51.681	22	2.531	1:55.504	22	1.384	3:37.159
33	0.772	1:59.208	33	1.621	1:52.692	33	2.205	1:52.029	11	3.379	1:55.802	11	1.763	3:36.690
11	0.985	1:59.421	19	1.744	1:52.476	22	3.577	1:53.712	69	3.929	1:56.404	69	2.597	3:36.974
19	1.111	1:59.547	11	1.942	1:52.800	69	4.075	1:53.159	5	4.344	1:56.524	5	3.203	3:37.165
69	1.299	1:59.735	69	2.361	1:52.905	11	4.127	1:53.630	63	14.685	1:59.677	63	4.565	3:28.186
5	1.610	2:00.046	5	2.867	1:53.100	5	4.370	1:52.948	75	17.176	2:06.929	75	5.156	3:26.286
66	2.388	2:00.824	66	3.169	1:52.624	75	6.797	1:53.498	44	18.414	2:03.187	44	6.176	3:26.068
83	2.507	2:00.943	83	3.519	1:52.855	63	11.558	1:54.442	20	19.247	2:03.635	20	7.044	3:26.103
75	3.013	2:01.449	75	4.744	1:53.574	44	11.777	1:54.998	24	19.387	2:02.720	24	7.630	3:26.549
55	3.671	2:02.107	55	5.087	1:53.259	20	12.162	1:55.861	72	19.987	2:03.042	72	8.560	3:26.879
20	4.716	2:03.152	20	7.746	1:54.873	24	13.217	1:54.677	34	20.849	2:03.461	34	9.511	3:26.968
34	5.421	2:03.857	44	8.224	1:54.258	72	13.495	1:55.602	27	21.697	2:04.585	27	10.812	3:27.421
44	5.809	2:04.245	34	8.415	1:54.837	27	13.662	1:55.364	7	22.828	2:05.010	7	12.173	3:27.651
63	6.842	2:05.278	63	8.561	1:53.562	34	13.938	1:56.968	3	23.430	2:05.170	3	13.460	3:28.336
13	6.905	2:05.341	72	9.338	1:54.107	7	14.368	1:53.357	4	23.925	2:03.421	4	14.071	3:28.452
72	7.074	2:05.510	27	9.743	1:54.032	3	14.810	1:53.078	25	24.113	2:01.656	25	14.762	3:28.955
27	7.554	2:05.990	24	9.985	1:53.944	4	17.054	1:55.825	55	27.204	2:02.048	55	15.662	3:26.764
4	7.812	2:06.248	7	12.456	1:56.275	25	19.007	1:55.704	13	28.322	2:05.687	13	16.421	3:26.405
24	7.884	2:06.320	4	12.674	1:56.705	13	19.185	1:56.673	66	29.514	2:03.488	66	17.753	3:26.545
7	8.024	2:06.460	3	13.177	1:55.562	55	21.706	2:08.064						
3	9.458	2:07.894	13	13.957	1:58.895	66	22.576	2:10.852						
67	9.719	2:08.155	25	14.748	1:56.428									
25	10.163	2:08.599	67	15.273	1:57.397									

Weather / Track : Sunny / Dry

Oulton Park International  
Circuit Length = 2.6920 miles  
Start: 15:55 End: 16:25

# BookaTrack.com Caterham Superlight R300 Championship

## RACE 8 - LAP CHART

Lap 6			Lap 7			Lap 8			Lap 9			Lap 10		
No	Behind	Laptime	No	Behind	Laptime	No	Behind	Laptime	No	Behind	Laptime	No	Behind	Laptime
35		3:26.929	35		1:51.377	35		1:51.424	35		1:51.742	35		1:52.182
8	0.475	3:26.611	8	0.787	1:51.689	11	2.014	1:52.004	11	2.256	1:51.984	11	2.175	1:52.101
22	0.737	3:26.282	22	1.112	1:51.752	22	3.362	1:53.674	22	4.077	1:52.457	69	5.745	1:53.491
11	0.954	3:26.120	11	1.434	1:51.857	69	3.439	1:53.111	69	4.436	1:52.739	22	5.756	1:53.861
69	1.276	3:25.608	69	1.752	1:51.853	5	3.509	1:52.427	5	4.586	1:52.819	5	5.809	1:53.405
5	1.581	3:25.307	5	2.506	1:52.302	63	5.360	1:53.813	63	6.772	1:53.154	63	8.158	1:53.568
63	2.453	3:24.817	63	2.971	1:51.895	24	6.203	1:52.213	24	8.042	1:53.581	24	8.257	1:52.397
75	2.875	3:24.648	75	3.338	1:51.840	75	6.314	1:54.400	8	8.256	1:53.016	8	8.531	1:52.457
44	3.451	3:24.204	44	4.020	1:51.946	8	6.982	1:57.619	75	8.632	1:54.060	75	9.022	1:52.572
20	4.058	3:23.943	24	5.414	1:52.343	20	9.496	1:54.633	20	11.263	1:53.509	20	12.402	1:53.321
24	4.448	3:23.747	20	6.287	1:53.606	72	10.071	1:54.279	72	12.162	1:53.833	72	13.608	1:53.628
72	5.601	3:23.970	72	7.216	1:52.992	27	10.231	1:53.547	27	12.406	1:53.917	3	13.854	1:52.906
34	6.264	3:23.682	27	8.108	1:52.794	34	10.675	1:53.832	3	13.130	1:53.759	27	14.387	1:54.163
27	6.691	3:22.808	34	8.267	1:53.380	3	11.113	1:53.400	34	13.612	1:54.679	34	15.152	1:53.722
7	6.948	3:21.704	7	8.509	1:52.938	7	11.298	1:54.213	7	13.940	1:54.384	7	15.250	1:53.492
3	7.231	3:20.700	3	9.137	1:53.283	55	13.694	1:53.701	55	14.590	1:52.638	55	15.441	1:53.033
4	7.744	3:20.602	55	11.417	1:53.230	44	14.942	2:02.346	44	16.354	1:53.154	44	17.527	1:53.355
25	8.584	3:20.751	4	12.335	1:55.968	66	15.344	1:54.190	66	16.502	1:52.900	66	17.969	1:53.649
55	9.564	3:20.831	25	12.424	1:55.217	25	16.073	1:55.073	25	17.274	1:52.943	25	18.968	1:53.876
13	10.564	3:21.072	66	12.578	1:52.760	4	16.706	1:55.795	4	18.523	1:53.559	4	20.898	1:54.557
66	11.195	3:20.371	13	15.221	1:56.034	13	19.496	1:55.699	13	23.918	1:56.164	13	28.489	1:56.753

Weather / Track : Sunny / Dry

Oulton Park International  
Circuit Length = 2.6920 miles  
Start: 15:55 End: 16:25

**BookaTrack.com Caterham Superlight R300 Championship**  
**RACE 8 - LAP CHART**

Lap 11			Lap 12			Lap 13			Lap 14		
No	Behind	Laptime	No	Behind	Laptime	No	Behind	Laptime	No	Behind	Laptime
35		1:52.851	35		1:51.693	35		1:55.518	11		1:53.719
11	0.892	1:51.568	11	0.160	1:50.961	11	0.063	1:55.421	35	0.045	1:53.827
22	8.027	1:55.122	22	10.234	1:53.900	22	8.273	1:53.557	22	7.776	1:53.285
69	8.054	1:55.160	69	10.599	1:54.238	24	8.479	1:53.306	69	7.977	1:52.475
24	8.623	1:53.217	24	10.691	1:53.761	8	8.630	1:52.863	63	10.606	1:54.895
8	9.138	1:53.458	8	11.285	1:53.840	69	9.284	1:54.203	3	11.119	1:53.036
63	9.500	1:54.193	63	11.421	1:53.614	63	9.493	1:53.590	8	11.818	1:56.970
3	14.135	1:53.132	3	15.261	1:52.819	3	11.865	1:52.122	24	12.048	1:57.351
20	14.289	1:54.738	20	15.517	1:52.921	75	13.550	1:53.464	75	12.320	1:52.552
75	15.318	1:59.147	75	15.604	1:51.979	20	14.808	1:54.809	55	15.342	1:52.577
72	15.598	1:54.841	72	17.396	1:53.491	55	16.547	1:53.713	20	15.671	1:54.645
27	16.057	1:54.521	55	18.352	1:53.700	72	17.254	1:55.376	72	16.996	1:53.524
55	16.345	1:53.755	27	18.496	1:54.132	27	17.852	1:54.874	27	17.605	1:53.535
34	17.475	1:55.174	34	19.955	1:54.173	34	18.075	1:53.638	34	18.603	1:54.310
44	17.964	1:53.288	44	20.094	1:53.823	44	18.248	1:53.672	44	18.774	1:54.308
66	18.787	1:53.669	66	20.641	1:53.547	66	19.110	1:53.987	66	18.891	1:53.563
25	21.195	1:55.078	4	26.670	1:55.066	7	25.009	1:53.416	7	24.633	1:53.406
7	21.658	1:59.259	25	27.004	1:57.502	25	25.980	1:54.494	25	27.010	1:54.812
4	23.297	1:55.250	7	27.111	1:57.146	4	27.578	1:56.426	4	27.777	1:53.981
5	30.875	2:17.917	5	33.655	1:54.473	5	32.240	1:54.103	5	31.933	1:53.475
13	32.225	1:56.587	13	34.523	1:53.991	13	33.113	1:54.108	13	34.378	1:55.047

Weather / Track : Sunny / Dry

Oulton Park International  
 Circuit Length = 2.6920 miles  
 Start: 15:55 End: 16:25

# Avon Tyres Formula Ford 1600 Northern Championship

## QUALIFYING - CLASSIFICATION

POS	NO	CL	NAME	ENTRY	TIME	ON	LAPS	GAP	DIFF	MPH
1	9	A	Jordan SKINNER	Ray GRK10	1:48.369	8	13			89.42
2	0	A	Neil PATTEN	Van Diemen RF99	1:48.916	9	13	0.547	0.547	88.97
3	11	B	Mike BENNETT	Swift SC93F	1:49.011	9	12	0.642	0.095	88.90
4	17	A	Morgan DEMPSEY	Van Diemen LA10	1:49.332	13	13	0.963	0.321	88.64
5	28	A	Chris CHISNALL	Van Diemen RF00	1:49.463	8	13	1.094	0.131	88.53
6	29	A	Stuart GOUGH	Ray GRS07	1:49.530	5	8	1.161	0.067	88.48
7	14	A	Daniel LLOYD	Ray GR08	1:49.720	5	9	1.351	0.190	88.32
8	78	A	Joe WALTON	Ray GRS05	1:49.801	10	12	1.432	0.081	88.26
9	7	A	Martin SHORT	Van Diemen RF00	1:49.929	13	13	1.560	0.128	88.15
10	64	B	Craig CURRIE	Van Diemen RF91	1:50.295	6	13	1.926	0.366	87.86
11	62	B	Mike GARDNER	Van Diemen RF90	1:50.301	4	11	1.932	0.006	87.86
12	16	A	Neil MCARTHUR	Van Diemen RF00	1:50.382	6	12	2.013	0.081	87.79
13	71	A	Craig BRUNTON	Ray GR09	1:50.448	8	12	2.079	0.066	87.74
14	91	A	John MURPHY	Van Diemen RF99	1:50.553	8	13	2.184	0.105	87.66
15	44	C	Lee HANNAM	Reynard RF88	1:51.080	5	10	2.711	0.527	87.24
16	22	A	Jamie JARDINE	Ray 07	1:51.322	10	13	2.953	0.242	87.05
17	92	B	Mike DEVOY	Van Diemen RF92	1:51.394	12	12	3.025	0.072	87.00
18	4	D	Nigel DOLAN	Van Diemen RF86	1:52.349	9	12	3.980	0.955	86.26
19	50	E	Ian PARKINGTON	Royale RP26	1:52.450	10	11	4.081	0.101	86.18
20	27	C	John FARRELL	Reynard FF89	1:52.572	4	5	4.203	0.122	86.08
21	3	C	David FRANKLIN	Reynard FF89	1:53.027	8	11	4.658	0.455	85.74
22	40	D	Mike STEWART	Van Diemen RF86	1:53.195	6	12	4.826	0.168	85.61
23	99	A	Jeff HODGSON	Van Diemen RF02	1:53.260	8	12	4.891	0.065	85.56
24	70	A	Thomas BARROW	Mygale FF00	1:53.500	8	12	5.131	0.240	85.38
25	72	D	Matthew RIDGE	Van Diemen RF86	1:53.886	5	6	5.517	0.386	85.09
26	8	D	Mario SARCHET	Van Diemen RF85	1:53.990	5	9	5.621	0.104	85.01
27	20	D	Phillip BISGROVE	Van Diemen RF86	1:54.031	9	12	5.662	0.041	84.98
28	2	D	John WILKINSON	Van Diemen RF86	1:54.526	10	12	6.157	0.495	84.62
29	42	C	Ian ELLIS	Reynard FF89	1:54.558	4	12	6.189	0.032	84.59
30	68	C	William ALTERMAN	Reynard FF89	1:54.966	9	12	6.597	0.408	84.29
31	87	C	James MITCHELL	Van Diemen RF88	1:55.653	10	12	7.284	0.687	83.79
32	81	A	David GAVAN	Van Diemen RF96	1:56.441	8	10	8.072	0.788	83.22
33	96	C	Robin BOOTH	Van Diemen RF89	1:56.622	11	11	8.253	0.181	83.10
34	21	D	Barry THOMPSON	Van Diemen RF86	1:57.045	8	12	8.676	0.423	82.79
35	52	D	Trevor MORGAN	Van Diemen RF86	1:59.317	9	11	10.948	2.272	81.22
36	26	D	Mike MULLINS	Van Diemen RF86	1:59.860	4	11	11.491	0.543	80.85
37	51	B	Ian WOOD	Swift SC94	2:00.306	9	11	11.937	0.446	80.55
38	55	C	David BEECHEY	Jamun M89	2:09.994	8	10	21.625	9.688	74.55
39	54	A	Douglas CROSBIE	Van Diemen RF00		0	0			

Weather / Track : Sunny / Dry  
 These results are provisional until the conclusion of any judicial and technical matters.

Oulton Park International  
 Circuit Length = 2.6920 miles  
 Start: 08:57 End: 09:24

Clerk of Course :	Timekeeper :
-------------------	--------------

# Avon Tyres Formula Ford 1600 Northern Championship

## QUALIFYING - LAP ANALYSIS

<b>0</b>	<b>Neil PATTEN</b>		A Van Diemen RF99				
1 -	1:50.768	+ 1.852	9:01:17.401	8 -	1:48.985	+ 0.069	9:14:14.102
2 -	1:53.177	+ 4.261	9:03:10.578	9 -	<b>1:48.916</b>		<b>9:16:03.018</b>
3 -	1:51.869	+ 2.953	9:05:02.447	10 -	1:49.248	+ 0.332	9:17:52.266
4 -	1:50.460	+ 1.544	9:06:52.907	11 -	1:52.895	+ 3.979	9:19:45.161
5 -	1:50.981	+ 2.065	9:08:43.888	12 -	1:53.912	+ 4.996	9:21:39.073
6 -	1:49.284	+ 0.368	9:10:33.172	13 -	1:55.917 P	+ 7.001	9:23:34.990
7 -	1:51.945	+ 3.029	9:12:25.117				
<b>2</b>	<b>John WILKINSON</b>		D Van Diemen RF86				
1 -	2:29.501	+ 34.975	9:02:42.384	7 -	1:55.637	+ 1.111	9:14:24.815
2 -	1:56.735	+ 2.209	9:04:39.119	8 -	1:59.434	+ 4.908	9:16:24.249
3 -	1:55.722	+ 1.196	9:06:34.841	9 -	1:57.342	+ 2.816	9:18:21.591
4 -	1:55.453	+ 0.927	9:08:30.294	10 -	<b>1:54.526</b>		<b>9:20:16.117</b>
5 -	1:59.822	+ 5.296	9:10:30.116	11 -	1:55.035	+ 0.509	9:22:11.152
6 -	1:59.062	+ 4.536	9:12:29.178	12 -	1:57.665	+ 3.139	9:24:08.817
<b>3</b>	<b>David FRANKLIN</b>		C Reynard FF89				
1 -	1:54.050	+ 1.023	9:01:59.955	7 -	1:53.037	+ 0.010	9:13:30.544
2 -	1:53.522	+ 0.495	9:03:53.477	8 -	<b>1:53.027</b>		<b>9:15:23.571</b>
3 -	2:02.356	+ 9.329	9:05:55.833	9 -	2:02.914	+ 9.887	9:17:26.485
4 -	1:55.140	+ 2.113	9:07:50.973	10 -	2:08.181 P	+ 15.154	9:19:34.666
5 -	1:53.029	+ 0.002	9:09:44.002	11 -	3:09.663	+ 1:16.636	9:22:44.329
6 -	1:53.505	+ 0.478	9:11:37.507				
<b>4</b>	<b>Nigel DOLAN</b>		D Van Diemen RF86				
1 -	1:56.231	+ 3.882	9:01:54.881	7 -	1:52.455	+ 0.106	9:13:16.926
2 -	1:53.902	+ 1.553	9:03:48.783	8 -	1:55.155	+ 2.806	9:15:12.081
3 -	1:52.699	+ 0.350	9:05:41.482	9 -	<b>1:52.349</b>		<b>9:17:04.430</b>
4 -	1:52.617	+ 0.268	9:07:34.099	10 -	1:54.037	+ 1.688	9:18:58.467
5 -	1:57.241	+ 4.892	9:09:31.340	11 -	1:54.995	+ 2.646	9:20:53.462
6 -	1:53.131	+ 0.782	9:11:24.471	12 -	1:55.009	+ 2.660	9:22:48.471
<b>7</b>	<b>Martin SHORT</b>		A Van Diemen RF00				
1 -	1:51.523	+ 1.594	9:01:25.438	8 -	1:51.447	+ 1.518	9:14:32.440
2 -	1:53.855	+ 3.926	9:03:19.293	9 -	1:50.552	+ 0.623	9:16:22.992
3 -	1:51.292	+ 1.363	9:05:10.585	10 -	1:52.105	+ 2.176	9:18:15.097
4 -	1:56.395	+ 6.466	9:07:06.980	11 -	1:51.194	+ 1.265	9:20:06.291
5 -	1:51.020	+ 1.091	9:08:58.000	12 -	1:50.132	+ 0.203	9:21:56.423
6 -	1:51.001	+ 1.072	9:10:49.001	13 -	<b>1:49.929</b>		<b>9:23:46.352</b>
7 -	1:51.992	+ 2.063	9:12:40.993				
<b>8</b>	<b>Mario SARCHET</b>		D Van Diemen RF85				
1 -	1:57.358	+ 3.368	9:01:57.104	6 -	1:57.828	+ 3.838	9:11:35.474
2 -	1:54.375	+ 0.385	9:03:51.479	7 -	1:54.202	+ 0.212	9:13:29.676
3 -	1:56.020	+ 2.030	9:05:47.499	8 -	2:00.729 P	+ 6.739	9:15:30.405
4 -	1:56.157	+ 2.167	9:07:43.656	9 -	2:54.291	+ 1:00.301	9:18:24.696
5 -	<b>1:53.990</b>		<b>9:09:37.646</b>				
<b>9</b>	<b>Jordan SKINNER</b>		A Ray GRK10				
1 -	1:51.126	+ 2.757	9:01:16.517	8 -	<b>1:48.369</b>		<b>9:14:16.606</b>
2 -	1:55.026	+ 6.657	9:03:11.543	9 -	1:48.449	+ 0.080	9:16:05.055
3 -	1:50.197	+ 1.828	9:05:01.740	10 -	1:49.469	+ 1.100	9:17:54.524
4 -	1:56.057	+ 7.688	9:06:57.797	11 -	1:49.051	+ 0.682	9:19:43.575
5 -	1:50.214	+ 1.845	9:08:48.011	12 -	1:49.974	+ 1.605	9:21:33.549
6 -	1:49.091	+ 0.722	9:10:37.102	13 -	1:49.871	+ 1.502	9:23:23.420
7 -	1:51.135	+ 2.766	9:12:28.237				
<b>11</b>	<b>Mike BENNETT</b>		B Swift SC93F				
1 -	1:50.963	+ 1.952	9:01:18.170	7 -	1:49.727	+ 0.716	9:13:49.025
2 -	1:53.278	+ 4.267	9:03:11.448	8 -	1:50.455	+ 1.444	9:15:39.480
3 -	1:51.498	+ 2.487	9:05:02.946	9 -	<b>1:49.011</b>		<b>9:17:28.491</b>

Weather / Track : Sunny / Dry

Oulton Park International  
Circuit Length = 2.6920 miles  
Start: 08:57 End: 09:24

# Avon Tyres Formula Ford 1600 Northern Championship

## QUALIFYING - LAP ANALYSIS

4 -	1:55.555 P	+ 6.544	9:06:58.501	10 -	1:49.348	+ 0.337	9:19:17.839
5 -	3:10.148	+ 1:21.137	9:10:08.649	11 -	2:04.017	+ 15.006	9:21:21.856
6 -	1:50.649	+ 1.638	9:11:59.298	12 -	1:55.433	+ 6.422	9:23:17.289
<b>14</b>	<b>Daniel LLOYD</b> A Ray GR08						
1 -	1:51.470	+ 1.750	9:01:19.671	6 -	1:49.905	+ 0.185	9:10:34.887
2 -	1:53.142	+ 3.422	9:03:12.813	7 -	1:51.250	+ 1.530	9:12:26.137
3 -	1:50.589	+ 0.869	9:05:03.402	8 -	1:51.092	+ 1.372	9:14:17.229
4 -	1:51.860	+ 2.140	9:06:55.262	9 -	2:07.863 P	+ 18.143	9:16:25.092
5 -	<b>1:49.720</b>		<b>9:08:44.982</b>				
<b>16</b>	<b>Neil MCARTHUR</b> A Van Diemen RF00						
1 -	1:51.718	+ 1.336	9:01:26.510	7 -	1:58.517 P	+ 8.135	9:12:44.096
2 -	1:52.107	+ 1.725	9:03:18.617	8 -	2:56.234	+ 1:05.852	9:15:40.330
3 -	1:51.728	+ 1.346	9:05:10.345	9 -	1:50.754	+ 0.372	9:17:31.084
4 -	1:53.417	+ 3.035	9:07:03.762	10 -	1:50.874	+ 0.492	9:19:21.958
5 -	1:51.435	+ 1.053	9:08:55.197	11 -	1:58.816	+ 8.434	9:21:20.774
6 -	<b>1:50.382</b>		<b>9:10:45.579</b>	12 -	1:53.720	+ 3.338	9:23:14.494
<b>17</b>	<b>Morgan DEMPSEY</b> A Van Diemen LA10						
1 -	1:50.644	+ 1.312	9:01:18.391	8 -	2:02.224	+ 12.892	9:14:35.323
2 -	1:57.419	+ 8.087	9:03:15.810	9 -	1:49.791	+ 0.459	9:16:25.114
3 -	1:51.345	+ 2.013	9:05:07.155	10 -	1:50.599	+ 1.267	9:18:15.713
4 -	1:53.846	+ 4.514	9:07:01.001	11 -	1:50.058	+ 0.726	9:20:05.771
5 -	1:50.632	+ 1.300	9:08:51.633	12 -	1:49.674	+ 0.342	9:21:55.445
6 -	1:50.231	+ 0.899	9:10:41.864	13 -	<b>1:49.332</b>		<b>9:23:44.777</b>
7 -	1:51.235	+ 1.903	9:12:33.099				
<b>20</b>	<b>Phillip BISGROVE</b> D Van Diemen RF86						
1 -	2:02.519	+ 8.488	9:02:24.734	7 -	1:54.648	+ 0.617	9:13:59.143
2 -	1:58.558	+ 4.527	9:04:23.292	8 -	1:54.342	+ 0.311	9:15:53.485
3 -	1:56.957	+ 2.926	9:06:20.249	9 -	<b>1:54.031</b>		<b>9:17:47.516</b>
4 -	1:54.343	+ 0.312	9:08:14.592	10 -	1:56.358	+ 2.327	9:19:43.874
5 -	1:55.147	+ 1.116	9:10:09.739	11 -	1:56.550	+ 2.519	9:21:40.424
6 -	1:54.756	+ 0.725	9:12:04.495	12 -	1:55.117	+ 1.086	9:23:35.541
<b>21</b>	<b>Barry THOMPSON</b> D Van Diemen RF86						
1 -	2:06.848	+ 9.803	9:02:35.885	7 -	1:57.087	+ 0.042	9:14:24.325
2 -	1:58.892	+ 1.847	9:04:34.777	8 -	<b>1:57.045</b>		<b>9:16:21.370</b>
3 -	1:57.798	+ 0.753	9:06:32.575	9 -	1:57.450	+ 0.405	9:18:18.820
4 -	1:57.978	+ 0.933	9:08:30.553	10 -	1:57.183	+ 0.138	9:20:16.003
5 -	1:57.277	+ 0.232	9:10:27.830	11 -	1:58.715	+ 1.670	9:22:14.718
6 -	1:59.408	+ 2.363	9:12:27.238	12 -	1:57.208	+ 0.163	9:24:11.926
<b>22</b>	<b>Jamie JARDINE</b> A Ray 07						
1 -	1:56.225	+ 4.903	9:01:37.630	8 -	1:52.435	+ 1.113	9:14:49.567
2 -	1:53.961	+ 2.639	9:03:31.591	9 -	1:51.870	+ 0.548	9:16:41.437
3 -	1:53.609	+ 2.287	9:05:25.200	10 -	<b>1:51.322</b>		<b>9:18:32.759</b>
4 -	1:53.133	+ 1.811	9:07:18.333	11 -	1:51.498	+ 0.176	9:20:24.257
5 -	1:54.038	+ 2.716	9:09:12.371	12 -	1:52.133	+ 0.811	9:22:16.390
6 -	1:52.842	+ 1.520	9:11:05.213	13 -	1:53.267	+ 1.945	9:24:09.657
7 -	1:51.919	+ 0.597	9:12:57.132				
<b>26</b>	<b>Mike MULLINS</b> D Van Diemen RF86						
1 -	2:07.002	+ 7.142	9:02:35.759	7 -	1:59.923	+ 0.063	9:14:44.241
2 -	2:01.524	+ 1.664	9:04:37.283	8 -	2:02.515	+ 2.655	9:16:46.756
3 -	2:00.973	+ 1.113	9:06:38.256	9 -	2:02.282	+ 2.422	9:18:49.038
4 -	<b>1:59.860</b>		<b>9:08:38.116</b>	10 -	2:00.249	+ 0.389	9:20:49.287
5 -	2:04.635	+ 4.775	9:10:42.751	11 -	2:01.914	+ 2.054	9:22:51.201
6 -	2:01.567	+ 1.707	9:12:44.318				
<b>27</b>	<b>John FARRELL</b> C Reynard FF89						
1 -	1:54.057	+ 1.485	9:02:02.178	4 -	<b>1:52.572</b>		<b>9:07:42.748</b>

Weather / Track : Sunny / Dry

Oulton Park International  
Circuit Length = 2.6920 miles  
Start: 08:57 End: 09:24

# Avon Tyres Formula Ford 1600 Northern Championship

## QUALIFYING - LAP ANALYSIS

2 -	1:53.283	+ 0.711	9:03:55.461	5 -	1:57.619	+ 5.047	9:09:40.367
3 -	1:54.715	+ 2.143	9:05:50.176				
<b>28</b>	<b>Chris CHISNALL</b>			A Van Diemen RF00			
1 -	1:52.346	+ 2.883	9:01:17.214	8 -	<b>1:49.463</b>		<b>9:14:15.431</b>
2 -	1:52.425	+ 2.962	9:03:09.639	9 -	1:49.571	+ 0.108	9:16:05.002
3 -	1:50.536	+ 1.073	9:05:00.175	10 -	1:57.244	+ 7.781	9:18:02.246
4 -	1:51.869	+ 2.406	9:06:52.044	11 -	1:49.548	+ 0.085	9:19:51.794
5 -	1:50.367	+ 0.904	9:08:42.411	12 -	1:54.117	+ 4.654	9:21:45.911
6 -	1:51.284	+ 1.821	9:10:33.695	13 -	1:55.593	+ 6.130	9:23:41.504
7 -	1:52.273	+ 2.810	9:12:25.968				
<b>29</b>	<b>Stuart GOUGH</b>			A Ray GRS07			
1 -	1:50.047	+ 0.517	9:01:11.733	5 -	<b>1:49.530</b>		<b>9:08:38.110</b>
2 -	1:55.962	+ 6.432	9:03:07.695	6 -	2:01.786	+ 12.256	9:10:39.896
3 -	1:50.906	+ 1.376	9:04:58.601	7 -	1:54.289	+ 4.759	9:12:34.185
4 -	1:49.979	+ 0.449	9:06:48.580	8 -	1:54.576 P	+ 5.046	9:14:28.761
<b>40</b>	<b>Mike STEWART</b>			D Van Diemen RF86			
1 -	1:59.285	+ 6.090	9:02:24.968	7 -	1:53.536	+ 0.341	9:13:56.116
2 -	1:57.086	+ 3.891	9:04:22.054	8 -	1:54.247	+ 1.052	9:15:50.363
3 -	1:54.565	+ 1.370	9:06:16.619	9 -	1:54.077	+ 0.882	9:17:44.440
4 -	1:53.976	+ 0.781	9:08:10.595	10 -	1:53.532	+ 0.337	9:19:37.972
5 -	1:58.790	+ 5.595	9:10:09.385	11 -	1:53.471	+ 0.276	9:21:31.443
6 -	<b>1:53.195</b>		<b>9:12:02.580</b>	12 -	1:54.578	+ 1.383	9:23:26.021
<b>42</b>	<b>Ian ELLIS</b>			C Reynard FF89			
1 -	1:58.059	+ 3.501	9:02:24.612	7 -	1:55.994	+ 1.436	9:14:03.880
2 -	1:58.429	+ 3.871	9:04:23.041	8 -	1:55.814	+ 1.256	9:15:59.694
3 -	1:57.993	+ 3.435	9:06:21.034	9 -	1:55.867	+ 1.309	9:17:55.561
4 -	<b>1:54.558</b>		<b>9:08:15.592</b>	10 -	1:55.316	+ 0.758	9:19:50.877
5 -	1:55.616	+ 1.058	9:10:11.208	11 -	1:56.046	+ 1.488	9:21:46.923
6 -	1:56.678	+ 2.120	9:12:07.886	12 -	1:55.383	+ 0.825	9:23:42.306
<b>44</b>	<b>Lee HANNAM</b>			C Reynard RF88			
1 -	1:54.888	+ 3.808	9:01:42.856	6 -	1:52.030	+ 0.950	9:11:11.034
2 -	1:53.605	+ 2.525	9:03:36.461	7 -	1:52.472	+ 1.392	9:13:03.506
3 -	1:59.247	+ 8.167	9:05:35.708	8 -	1:52.029	+ 0.949	9:14:55.535
4 -	1:52.216	+ 1.136	9:07:27.924	9 -	1:52.961	+ 1.881	9:16:48.496
5 -	<b>1:51.080</b>		<b>9:09:19.004</b>	10 -	2:08.857 P	+ 17.777	9:18:57.353
<b>50</b>	<b>Ian PARKINGTON</b>			E Royale RP26			
1 -	1:56.625	+ 4.175	9:01:58.222	7 -	1:55.013	+ 2.563	9:13:34.946
2 -	1:53.790	+ 1.340	9:03:52.012	8 -	1:52.936	+ 0.486	9:15:27.882
3 -	1:54.244	+ 1.794	9:05:46.256	9 -	1:53.085	+ 0.635	9:17:20.967
4 -	1:54.616	+ 2.166	9:07:40.872	10 -	<b>1:52.450</b>		<b>9:19:13.417</b>
5 -	2:03.084	+ 10.634	9:09:43.956	11 -	1:54.769	+ 2.319	9:21:08.186
6 -	1:55.977	+ 3.527	9:11:39.933				
<b>51</b>	<b>Ian WOOD</b>			B Swift SC94			
1 -	2:01.592	+ 1.286	9:02:49.942	7 -	2:02.263	+ 1.957	9:15:13.121
2 -	2:00.738	+ 0.432	9:04:50.680	8 -	2:02.149	+ 1.843	9:17:15.270
3 -	2:04.386	+ 4.080	9:06:55.066	9 -	<b>2:00.306</b>		<b>9:19:15.576</b>
4 -	2:05.731	+ 5.425	9:09:00.797	10 -	2:02.720	+ 2.414	9:21:18.296
5 -	2:04.075	+ 3.769	9:11:04.872	11 -	2:01.410	+ 1.104	9:23:19.706
6 -	2:05.986	+ 5.680	9:13:10.858				
<b>52</b>	<b>Trevor MORGAN</b>			D Van Diemen RF86			
1 -	2:06.311	+ 6.994	9:03:06.654	7 -	2:00.138	+ 0.821	9:15:13.763
2 -	2:03.427	+ 4.110	9:05:10.081	8 -	2:00.011	+ 0.694	9:17:13.774
3 -	2:01.153	+ 1.836	9:07:11.234	9 -	<b>1:59.317</b>		<b>9:19:13.091</b>
4 -	2:02.572	+ 3.255	9:09:13.806	10 -	2:01.553	+ 2.236	9:21:14.644
5 -	2:00.210	+ 0.893	9:11:14.016	11 -	1:59.709	+ 0.392	9:23:14.353

Weather / Track : Sunny / Dry

Oulton Park International  
Circuit Length = 2.6920 miles  
Start: 08:57 End: 09:24

# Avon Tyres Formula Ford 1600 Northern Championship

## QUALIFYING - LAP ANALYSIS

6 -	1:59.609	+ 0.292	9:13:13.625				
<b>54</b>	<b>Douglas CROSBIE</b>		A Van Diemen RF00				
<b>55</b>	<b>David BEECHEY</b>		C Jamun M89				
1 -	2:21.564	+ 11.570	9:03:21.473	6 -	2:13.537	+ 3.543	9:14:43.269
2 -	2:17.787	+ 7.793	9:05:39.260	7 -	2:11.890	+ 1.896	9:16:55.159
3 -	2:16.663	+ 6.669	9:07:55.923	8 -	<b>2:09.994</b>		<b>9:19:05.153</b>
4 -	2:16.118	+ 6.124	9:10:12.041	9 -	2:14.715	+ 4.721	9:21:19.868
5 -	2:17.691	+ 7.697	9:12:29.732	10 -	2:14.090	+ 4.096	9:23:33.958
<b>62</b>	<b>Mike GARDNER</b>		B Van Diemen RF90				
1 -	1:51.259	+ 0.958	9:01:12.159	7 -	4:09.708	+ 2:19.407	9:14:47.002
2 -	1:51.999	+ 1.698	9:03:04.158	8 -	1:50.458	+ 0.157	9:16:37.460
3 -	1:51.452	+ 1.151	9:04:55.610	9 -	1:50.391	+ 0.090	9:18:27.851
4 -	<b>1:50.301</b>		<b>9:06:45.911</b>	10 -	1:52.968	+ 2.667	9:20:20.819
5 -	1:52.620	+ 2.319	9:08:38.531	11 -	1:50.897	+ 0.596	9:22:11.716
6 -	1:58.763 P	+ 8.462	9:10:37.294				
<b>64</b>	<b>Craig CURRIE</b>		B Van Diemen RF91				
1 -	1:52.167	+ 1.872	9:01:48.298	8 -	1:50.815	+ 0.520	9:14:45.871
2 -	1:50.687	+ 0.392	9:03:38.985	9 -	1:51.073	+ 0.778	9:16:36.944
3 -	1:52.580	+ 2.285	9:05:31.565	10 -	1:50.431	+ 0.136	9:18:27.375
4 -	1:51.509	+ 1.214	9:07:23.074	11 -	1:54.263	+ 3.968	9:20:21.638
5 -	1:50.650	+ 0.355	9:09:13.724	12 -	1:50.844	+ 0.549	9:22:12.482
6 -	<b>1:50.295</b>		<b>9:11:04.019</b>	13 -	1:52.454	+ 2.159	9:24:04.936
7 -	1:51.037	+ 0.742	9:12:55.056				
<b>68</b>	<b>William ALTERMAN</b>		C Reynard FF89				
1 -	1:59.699	+ 4.733	9:02:18.804	7 -	1:55.005	+ 0.039	9:13:54.734
2 -	1:56.459	+ 1.493	9:04:15.263	8 -	1:56.611	+ 1.645	9:15:51.345
3 -	1:55.560	+ 0.594	9:06:10.823	9 -	<b>1:54.966</b>		<b>9:17:46.311</b>
4 -	1:55.820	+ 0.854	9:08:06.643	10 -	1:55.330	+ 0.364	9:19:41.641
5 -	1:56.846	+ 1.880	9:10:03.489	11 -	1:55.576	+ 0.610	9:21:37.217
6 -	1:56.240	+ 1.274	9:11:59.729	12 -	1:56.617	+ 1.651	9:23:33.834
<b>70</b>	<b>Thomas BARROW</b>		A Mygale FF00				
1 -	2:00.341	+ 6.841	9:01:59.246	7 -	1:54.085	+ 0.585	9:13:31.366
2 -	1:53.869	+ 0.369	9:03:53.115	8 -	<b>1:53.500</b>		<b>9:15:24.866</b>
3 -	1:54.040	+ 0.540	9:05:47.155	9 -	1:53.972	+ 0.472	9:17:18.838
4 -	1:54.593	+ 1.093	9:07:41.748	10 -	1:55.707	+ 2.207	9:19:14.545
5 -	2:00.998	+ 7.498	9:09:42.746	11 -	1:58.272	+ 4.772	9:21:12.817
6 -	1:54.535	+ 1.035	9:11:37.281	12 -	1:54.205	+ 0.705	9:23:07.022
<b>71</b>	<b>Craig BRUNTON</b>		A Ray GR09				
1 -	1:55.948	+ 5.500	9:01:41.412	7 -	1:53.006	+ 2.558	9:13:07.043
2 -	1:52.040	+ 1.592	9:03:33.452	8 -	<b>1:50.448</b>		<b>9:14:57.491</b>
3 -	1:55.208	+ 4.760	9:05:28.660	9 -	1:55.955	+ 5.507	9:16:53.446
4 -	2:01.835	+ 11.387	9:07:30.495	10 -	1:52.493	+ 2.045	9:18:45.939
5 -	1:52.170	+ 1.722	9:09:22.665	11 -	1:51.749	+ 1.301	9:20:37.688
6 -	1:51.372	+ 0.924	9:11:14.037	12 -	1:51.216	+ 0.768	9:22:28.904
<b>72</b>	<b>Matthew RIDGE</b>		D Van Diemen RF86				
1 -	2:00.579	+ 6.693	9:02:11.082	4 -	1:54.603	+ 0.717	9:08:04.382
2 -	1:55.997	+ 2.111	9:04:07.079	5 -	<b>1:53.886</b>		<b>9:09:58.268</b>
3 -	2:02.700	+ 8.814	9:06:09.779	6 -	2:14.076 P	+ 20.190	9:12:12.344
<b>78</b>	<b>Joe WALTON</b>		A Ray GRS05				
1 -	1:53.672	+ 3.871	9:01:45.210	7 -	1:49.959	+ 0.158	9:12:58.236
2 -	1:51.725	+ 1.924	9:03:36.935	8 -	1:50.344	+ 0.543	9:14:48.580
3 -	1:53.345	+ 3.544	9:05:30.280	9 -	1:52.265	+ 2.464	9:16:40.845

Weather / Track : Sunny / Dry

Oulton Park International  
Circuit Length = 2.6920 miles  
Start: 08:57 End: 09:24

## Avon Tyres Formula Ford 1600 Northern Championship

### QUALIFYING - LAP ANALYSIS


4 -	1:55.604	+ 5.803	9:07:25.884	10 -	<b>1:49.801</b>		<b>9:18:30.646</b>
5 -	1:51.366	+ 1.565	9:09:17.250	11 -	1:51.264	+ 1.463	9:20:21.910
6 -	1:51.027	+ 1.226	9:11:08.277	12 -	1:58.944	+ 9.143	9:22:20.854
<b>81</b>	<b>David GAVAN</b> A Van Diemen RF96						
1 -	1:58.175	+ 1.734	9:02:08.201	6 -	2:04.333 P	+ 7.892	9:12:00.587
2 -	1:56.749	+ 0.308	9:04:04.950	7 -	5:27.941	+ 3:31.500	9:17:28.528
3 -	1:56.646	+ 0.205	9:06:01.596	8 -	<b>1:56.441</b>		<b>9:19:24.969</b>
4 -	1:56.954	+ 0.513	9:07:58.550	9 -	1:58.078	+ 1.637	9:21:23.047
5 -	1:57.704	+ 1.263	9:09:56.254	10 -	1:58.338	+ 1.897	9:23:21.385
<b>87</b>	<b>James MITCHELL</b> C Van Dieman RF88						
1 -	2:04.892	+ 9.239	9:02:35.725	7 -	1:56.861	+ 1.208	9:14:22.699
2 -	1:57.843	+ 2.190	9:04:33.568	8 -	1:56.577	+ 0.924	9:16:19.276
3 -	1:57.830	+ 2.177	9:06:01.398	9 -	1:56.275	+ 0.622	9:18:15.551
4 -	1:57.929	+ 2.276	9:08:29.327	10 -	<b>1:55.653</b>		<b>9:20:11.204</b>
5 -	1:57.407	+ 1.754	9:10:26.734	11 -	1:57.382	+ 1.729	9:22:08.586
6 -	1:59.104	+ 3.451	9:12:25.838	12 -	1:57.010	+ 1.357	9:24:05.596
<b>91</b>	<b>John MURPHY</b> A Van Diemen RF99						
1 -	1:56.267	+ 5.714	9:01:33.767	8 -	<b>1:50.553</b>		<b>9:14:37.363</b>
2 -	1:53.315	+ 2.762	9:03:27.082	9 -	1:50.876	+ 0.323	9:16:28.239
3 -	1:51.837 D	+ 1.284	9:05:18.919	10 -	1:50.878	+ 0.325	9:18:19.117
4 -	1:52.389	+ 1.836	9:07:11.308	11 -	1:51.011	+ 0.458	9:20:10.128
5 -	1:53.135	+ 2.582	9:09:04.443	12 -	1:50.571	+ 0.018	9:22:00.699
6 -	1:51.564	+ 1.011	9:10:56.007	13 -	1:50.599	+ 0.046	9:23:51.298
7 -	1:50.803	+ 0.250	9:12:46.810				
<b>92</b>	<b>Mike DEVOY</b> B Van Diemen RF92						
1 -	1:54.561	+ 3.167	9:01:46.937	7 -	1:52.247	+ 0.853	9:13:05.640
2 -	1:53.869	+ 2.475	9:03:40.806	8 -	1:51.493	+ 0.099	9:14:57.133
3 -	1:53.228	+ 1.834	9:05:34.034	9 -	1:57.162	+ 5.768	9:16:54.295
4 -	1:53.055	+ 1.661	9:07:27.089	10 -	1:53.563	+ 2.169	9:18:47.858
5 -	1:52.820	+ 1.426	9:09:19.909	11 -	1:52.396	+ 1.002	9:20:40.254
6 -	1:53.484	+ 2.090	9:11:13.393	12 -	<b>1:51.394</b>		<b>9:22:31.648</b>
<b>96</b>	<b>Robin BOOTH</b> C Van Diemen RF89						
1 -	2:00.958	+ 4.336	9:02:57.587	7 -	1:59.656	+ 3.034	9:14:54.191
2 -	1:59.672	+ 3.050	9:04:57.259	8 -	1:58.162	+ 1.540	9:16:52.353
3 -	2:00.519	+ 3.897	9:06:57.778	9 -	1:58.393	+ 1.771	9:18:50.746
4 -	1:59.806	+ 3.184	9:08:57.584	10 -	1:57.988	+ 1.366	9:20:48.734
5 -	1:59.264	+ 2.642	9:10:56.848	11 -	<b>1:56.622</b>		<b>9:22:45.356</b>
6 -	1:57.687	+ 1.065	9:12:54.535				
<b>99</b>	<b>Jeff HODGSON</b> A Van Diemen RF02						
1 -	1:56.251	+ 2.991	9:02:05.104	7 -	1:53.328	+ 0.068	9:13:34.295
2 -	1:55.695	+ 2.435	9:04:00.799	8 -	<b>1:53.260</b>		<b>9:15:27.555</b>
3 -	1:55.411	+ 2.151	9:05:56.210	9 -	1:55.115	+ 1.855	9:17:22.670
4 -	1:55.489	+ 2.229	9:07:51.699	10 -	1:53.475	+ 0.215	9:19:16.145
5 -	1:54.494	+ 1.234	9:09:46.193	11 -	1:57.115	+ 3.855	9:21:13.260
6 -	1:54.774	+ 1.514	9:11:40.967	12 -	1:55.403	+ 2.143	9:23:08.663

Weather / Track : Sunny / Dry

Oulton Park International  
Circuit Length = 2.6920 miles  
Start: 08:57 End: 09:24

# Avon Tyres Formula Ford 1600 Northern Championship - Pre 90

## RACE 2 - GRID

ROW 9	1:59.860 26 Mike MULLINS	2:09.994 55 David BEECHEY
ROW 8	1:57.045 21 Barry THOMPSON	1:59.317 52 Trevor MORGAN
ROW 7	1:55.653 87 James MITCHELL	1:56.622 96 Robin BOOTH
ROW 6	1:54.558 42 Ian ELLIS	1:54.966 68 William ALTERMAN
ROW 5	1:54.031 20 Phillip BISGROVE	1:54.526 2 John WILKINSON
ROW 4	1:53.886 72 Matthew RIDGE	1:53.990 8 Mario SARCHET
ROW 3	1:53.027 3 David FRANKLIN	1:53.195 40 Mike STEWART
ROW 2	1:52.450 50 Ian PARKINGTON	1:52.572 27 John FARRELL
ROW 1	1:51.080 44 Lee HANNAM	1:52.349 4 Nigel DOLAN
<b>Pole</b>		
		

Oulton Park International  
Circuit Length = 2.6920 miles

**These results are provisional until the conclusion of any judicial and technical matters.**

Clerk of Course :

Timekeeper :

# Avon Tyres Formulau Ford 1600 Northern Championship - Post 89

## RACE 4 - GRID

ROW 11	54	Douglas CROSBIE		
ROW 10		1:56.441	81	David GAVAN
				2:00.306
			51	Ian WOOD
ROW 9	1:53.260	99	Jeff HODGSON	1:53.500
			70	Thomas BARROW
ROW 8		1:51.322	22	Jamie JARDINE
				1:51.394
			92	Mike DEVOY
ROW 7	1:50.448	71	Craig BRUNTON	1:50.553
			91	John MURPHY
ROW 6		1:50.301	62	Mike GARDNER
				1:50.382
			16	Neil MCARTHUR
ROW 5	1:49.929	7	Martin SHORT	1:50.295
			64	Craig CURRIE
ROW 4		1:49.720	14	Daniel LLOYD
				1:49.801
			78	Joe WALTON
ROW 3	1:49.463	28	Chris CHISNALL	1:49.530
			29	Stuart GOUGH
ROW 2		1:49.011	11	Mike BENNETT
				1:49.332
			17	Morgan DEMPSEY
ROW 1	1:48.369	9	Jordan SKINNER	1:48.916
			0	Neil PATTEN
<b>Pole</b>				

Oulton Park International  
Circuit Length = 2.6920 miles

**These results are provisional until the conclusion of any judicial and technical matters.**

Clerk of Course :		Timekeeper :
-------------------	--	--------------

# Avon Tyres Formula Ford 1600 Northern Championship - Pre 90

## RACE 2 - CLASSIFICATION

POS	NO	CL	NAME	ENTRY	LAPS	TIME	GAP	DIFF	MPH	BEST	ON
1	44	C	Lee HANNAM	Reynard RF88	7	13:21.466			84.64	1:52.530	7
2	27	C	John FARRELL	Reynard FF89	7	13:21.648	<b>0.182</b>	0.182	84.62	1:51.680	7
3	4	D	Nigel DOLAN	Van Diemen RF86	7	13:22.729	<b>1.263</b>	1.081	84.51	1:52.599	7
4	3	C	David FRANKLIN	Reynard FF89	7	13:25.343	<b>3.877</b>	2.614	84.23	1:52.774	4
5	8	D	Mario SARCHET	Van Diemen RF85	7	13:25.986	<b>4.520</b>	0.643	84.16	1:53.071	4
6	50	E	Ian PARKINGTON	Royale RP26	7	13:30.327	<b>8.861</b>	4.341	83.71	1:54.096	6
7	2	D	John WILKINSON	Van Diemen RF86	7	13:31.722	<b>10.256</b>	1.395	83.57	1:53.916	3
8	68	C	William ALTERMAN	Reynard FF89	7	13:38.714	<b>17.248</b>	6.992	82.86	1:54.376	4
9	42	C	Ian ELLIS	Reynard FF89	7	13:47.603	<b>26.137</b>	8.889	81.97	1:55.177	7
10	87	C	James MITCHELL	Van Diemen RF88	7	13:48.428	<b>26.962</b>	0.825	81.88	1:55.326	7
11	21	D	Barry THOMPSON	Van Diemen RF86	7	14:01.483	<b>40.017</b>	13.055	80.61	1:57.736	7
12	96	C	Robin BOOTH	Van Diemen RF89	7	14:12.509	<b>51.043</b>	11.026	79.57	1:57.542	4
13	26	D	Mike MULLINS	Van Diemen RF86	7	14:15.611	<b>54.145</b>	3.102	79.28	1:59.031	7
14	55	C	David BEECHEY	Jamun M89	6	13:41.505	<b>1 lap</b>	1 lap	70.78	2:13.050	5

### NOT CLASSIFIED

DNF	20	D	Phillip BISGROVE	Van Diemen RF86	7	13:32.088	<b>10.622</b>	0.000	83.53	1:54.023	4
DNF	52	D	Trevor MORGAN	Van Diemen RF86	2	4:14.518	<b>5 laps</b>	5 laps	76.15	2:02.543	2
DNF	40	D	Mike STEWART	Van Diemen RF86	1	2:01.915	<b>6 laps</b>	1 lap	79.49		
DNF	72	D	Matthew RIDGE	Van Diemen RF86	1	2:02.907	<b>6 laps</b>	0.992	78.85		

### FASTEST LAP

27	C	John FARRELL	Reynard FF89	7	1:51.680	86.77 mph	139.65 kph
4	D	Nigel DOLAN	Van Diemen RF86	7	1:52.599	86.06 mph	138.51 kph
50	E	Ian PARKINGTON	Royale RP26	6	1:54.096	84.93 mph	136.69 kph

Weather / Track : Bright / Dry

These results are provisional until the conclusion of any judicial and technical matters.

Oulton Park International  
Circuit Length = 2.6920 miles  
Start: 12:15 End: 12:33

Clerk of Course :	Timekeeper :
-------------------	--------------

# Avon Tyres Formula Ford 1600 Northern Championship - Pre 90

## RACE 2 - LAP CHART

Lap 1			Lap 2			Lap 3			Lap 4			Lap 5		
No	Behind	Laptime	No	Behind	Laptime	No	Behind	Laptime	No	Behind	Laptime	No	Behind	Laptime
4		2:00.271	4		1:54.274	4		1:53.661	4		1:54.317	44		1:53.691
44	0.174	2:00.445	44	0.471	1:54.571	27	0.763	1:53.734	44	0.165	1:53.314	4	0.522	1:54.378
27	1.135	2:01.406	27	0.690	1:53.829	44	1.168	1:54.358	27	0.492	1:54.046	27	0.625	1:53.989
50	1.296	2:01.567	3	2.941	1:55.780	3	3.217	1:53.937	3	1.674	1:52.774	3	1.582	1:53.764
3	1.435	2:01.706	50	3.564	1:56.542	8	3.694	1:53.649	8	2.448	1:53.071	8	2.098	1:53.506
40	1.644	2:01.915	8	3.706	1:55.048	50	4.388	1:54.485	50	4.250	1:54.179	50	4.517	1:54.123
72	2.636	2:02.907	2	4.718	1:55.267	2	4.973	1:53.916	2	5.357	1:54.701	2	5.969	1:54.468
8	2.932	2:03.203	20	5.803	1:54.899	20	6.695	1:54.553	20	6.401	1:54.023	20	6.660	1:54.115
2	3.725	2:03.996	68	8.019	1:56.784	68	9.291	1:54.933	68	9.350	1:54.376	68	9.885	1:54.391
20	5.178	2:05.449	87	8.914	1:56.822	87	12.837	1:57.584	87	16.461	1:57.941	42	20.776	1:56.493
68	5.509	2:05.780	42	14.200	1:57.375	42	17.026	1:56.487	42	18.139	1:55.430	87	20.901	1:58.296
87	6.366	2:06.637	21	14.699	1:59.817	21	19.807	1:58.769	21	24.612	1:59.122	21	29.122	1:58.366
21	9.156	2:09.427	52	19.973	2:02.543	26	27.239	2:00.427	26	32.909	1:59.987	96	39.232	1:59.720
42	11.099	2:11.370	26	20.473	2:02.847	96	30.143	1:58.053	96	33.368	1:57.542	26	40.557	2:01.504
52	11.704	2:11.975	96	25.751	1:59.404	55	1:07.717	2:14.960	55	1:26.776	2:13.376	55	1:45.970	2:13.050
26	11.900	2:12.171	55	46.418	2:14.995									
96	20.621	2:20.892												
55	25.697	2:25.968												

Weather / Track : Bright / Dry

Oulton Park International  
Circuit Length = 2.6920 miles  
Start: 12:15 End: 12:33

# Avon Tyres Formula Ford 1600 Northern Championship - Pre 90

## RACE 2 - LAP CHART


Lap 6			Lap 7		
No	Behind	Laptime	No	Behind	Laptime
44		1:52.557	44		1:52.530
27	1.032	1:52.964	27	0.182	1:51.680
4	1.194	1:53.229	4	1.263	1:52.599
3	2.405	1:53.380	3	3.877	1:54.002
8	3.072	1:53.531	8	4.520	1:53.978
50	6.056	1:54.096	50	8.861	1:55.335
2	7.987	1:54.575	2	10.256	1:54.799
20	8.201	1:54.098	20	10.622	1:54.951
68	11.913	1:54.585	68	17.248	1:57.865
42	23.490	1:55.271	55	1 LAP	2:19.156
87	24.166	1:55.822	42	26.137	1:55.177
21	34.811	1:58.246	87	26.962	1:55.326
96	45.280	1:58.605	21	40.017	1:57.736
26	47.644	1:59.644	96	51.043	1:58.293
			26	54.145	1:59.031

Weather / Track : Bright / Dry

Oulton Park International  
Circuit Length = 2.6920 miles  
Start: 12:15 End: 12:33

# Avon Tyres Formula Ford 1600 Northern Championship - Pre 90

## RACE 9 - GRID

ROW 9	40   Mike STEWART	72   Matthew RIDGE
ROW 8	20   Phillip BISGROVE	52   Trevor MORGAN
ROW 7	26   Mike MULLINS	55   David BEECHEY
ROW 6	21   Barry THOMPSON	96   Robin BOOTH
ROW 5	42   Ian ELLIS	87   James MITCHELL
ROW 4	2   John WILKINSON	68   William ALTERMAN
ROW 3	8   Mario SARCHET	50   Ian PARKINGTON
ROW 2	4   Nigel DOLAN	3   David FRANKLIN
ROW 1	44   Lee HANNAM	27   John FARRELL
<b>Pole</b>		
		

Oulton Park International  
Circuit Length = 2.6920 miles

**These results are provisional until the conclusion of any judicial and technical matters.**

Clerk of Course :

Timekeeper :

# Avon Tyres Formula Ford 1600 Northern Championship - Pre 90

## RACE 9 - CLASSIFICATION

POS	NO	CL	NAME	ENTRY	LAPS	TIME	GAP	DIFF	MPH	BEST	ON
1	27	C	John FARRELL	Reynard FF89	6	11:27.549			84.57	1:52.777	5
2	44	C	Lee HANNAM	Reynard RF88	6	11:27.625	0.076	0.076	84.56	1:52.946	6
3	4	D	Nigel DOLAN	Van Diemen RF86	6	11:28.027	0.478	0.402	84.51	1:53.088	5
4	3	C	David FRANKLIN	Reynard FF89	6	11:28.681	1.132	0.654	84.43	1:52.643	6
5	50	E	Ian PARKINGTON	Royale RP26	6	11:29.164	1.615	0.483	84.37	1:53.329	4
6	8	D	Mario SARCHET	Van Diemen RF85	6	11:36.289	8.740	7.125	83.51	1:53.943	3
7	40	D	Mike STEWART	Van Diemen RF86	6	11:46.022	18.473	9.733	82.35	1:54.696	6
8	2	D	John WILKINSON	Van Diemen RF86	6	11:47.270	19.721	1.248	82.21	1:55.859	2
9	20	D	Phillip BISGROVE	Van Diemen RF86	6	11:47.769	20.220	0.499	82.15	1:55.100	6
10	87	C	James MITCHELL	Van Diemen RF88	6	11:50.070	22.521	2.301	81.89	1:56.662	2
11	26	D	Mike MULLINS	Van Diemen RF86	6	12:00.217	32.668	10.147	80.73	1:57.113	3
12	52	D	Trevor MORGAN	Van Diemen RF86	6	12:11.444	43.895	11.227	79.49	1:59.771	4
13	96	C	Robin BOOTH	Van Diemen RF89	6	12:12.563	45.014	1.119	79.37	1:58.865	2
14	55	C	David BEECHEY	Jamun M89	6	13:21.623	1:54.074	1:09.060	72.53	2:10.739	6

### NOT CLASSIFIED

DNF	68	C	William ALTERMAN	Reynard FF89	4	7:54.496	2 laps	2 laps	81.69	1:56.219	2
DNF	42	C	Ian ELLIS	Reynard FF89	4	7:54.984	2 laps	0.488	81.61	1:56.300	3

### FASTEST LAP

3	C	David FRANKLIN	Reynard FF89	6	1:52.643	86.03 mph	138.46 kph
4	D	Nigel DOLAN	Van Diemen RF86	5	1:53.088	85.69 mph	137.91 kph
50	E	Ian PARKINGTON	Royale RP26	4	1:53.329	85.51 mph	137.62 kph

Weather / Track : Sunny / Dry

These results are provisional until the conclusion of any judicial and technical matters.

Oulton Park International  
Circuit Length = 2.6920 miles  
Start: 17:13 End: 17:27

Clerk of Course :	Timekeeper :
-------------------	--------------

# Avon Tyres Formula Ford 1600 Northern Championship - Pre 90

## RACE 9 - LAP CHART

Lap 1			Lap 2			Lap 3			Lap 4			Lap 5		
No	Behind	Laptime	No	Behind	Laptime	No	Behind	Laptime	No	Behind	Laptime	No	Behind	Laptime
27		1:59.532	27		1:54.294	27		1:53.920	27		1:53.290	27		1:52.777
44	0.242	1:59.774	44	0.180	1:54.232	44	0.092	1:53.832	44	0.364	1:53.562	44	0.866	1:53.279
4	0.841	2:00.373	4	0.665	1:54.118	4	0.510	1:53.765	4	0.775	1:53.555	4	1.086	1:53.088
50	1.332	2:00.864	50	1.351	1:54.313	50	1.162	1:53.731	50	1.201	1:53.329	50	1.910	1:53.486
3	1.715	2:01.247	3	1.621	1:54.200	3	1.559	1:53.858	3	1.648	1:53.379	3	2.225	1:53.354
8	3.075	2:02.607	8	3.165	1:54.384	8	3.188	1:53.943	8	4.416	1:54.518	8	5.919	1:54.280
2	4.070	2:03.602	2	5.635	1:55.859	2	9.238	1:57.523	2	12.550	1:56.602	2	16.334	1:56.561
68	4.349	2:03.881	68	6.274	1:56.219	68	9.414	1:57.060	68	13.460	1:57.336	40	17.513	1:55.896
87	5.001	2:04.533	87	7.369	1:56.662	42	10.701	1:56.300	42	13.948	1:56.537	20	18.856	1:57.091
42	5.958	2:05.490	42	8.321	1:56.657	87	10.943	1:57.494	40	14.394	1:55.586	87	19.549	1:57.793
26	6.629	2:06.161	20	9.585	1:56.801	20	11.544	1:55.879	87	14.533	1:56.880	26	25.747	1:59.220
20	7.078	2:06.610	40	10.550	1:57.503	40	12.098	1:55.468	20	14.542	1:56.288	52	37.414	2:00.866
40	7.341	2:06.873	26	10.833	1:58.498	26	14.026	1:57.113	26	19.304	1:58.568	96	38.989	2:01.901
52	10.711	2:10.243	52	16.252	1:59.835	52	22.844	2:00.512	52	29.325	1:59.771	55	1:37.071	2:13.133
96	12.491	2:12.023	96	17.062	1:58.865	96	23.430	2:00.288	96	29.865	1:59.725			
55	18.550	2:18.082	55	38.485	2:14.229	55	57.449	2:12.884	55	1:16.715	2:12.556			

Weather / Track : Sunny / Dry

Oulton Park International  
 Circuit Length = 2.6920 miles  
 Start: 17:13 End: 17:27

**Avon Tyres Formula Ford 1600 Northern Championship - Pre 90**  
**RACE 9 - LAP CHART**

Lap 6		
No	Behind	Laptime
27		1:53.736
44	0.076	1:52.946
4	0.478	1:53.128
3	1.132	1:52.643
50	1.615	1:53.441
8	8.740	1:56.557
40	18.473	1:54.696
2	19.721	1:57.123
20	20.220	1:55.100
87	22.521	1:56.708
26	32.668	2:00.657
52	43.895	2:00.217
96	45.014	1:59.761
55	1:54.074	2:10.739

**Weather / Track : Sunny / Dry**

Oulton Park International  
Circuit Length = 2.6920 miles  
Start: 17:13 End: 17:27

# Avon Tyres Formulau Ford 1600 Northern Championship - Post 89

## RACE 4 - CLASSIFICATION

POS	NO	CL	NAME	ENTRY	LAPS	TIME	GAP	DIFF	MPH	BEST	ON
1	9	A	Jordan SKINNER	Ray GRK10	11	20:09.037			88.17	1:48.620	6
2	29	A	Stuart GOUGH	Ray GRS07	11	20:10.740	1.703	1.703	88.04	1:48.431	6
3	0	A	Neil PATTEN	Van Diemen RF99	11	20:17.381	8.344	6.641	87.56	1:49.119	4
4	28	A	Chris CHISNALL	Van Diemen RF00	11	20:17.480	8.443	0.099	87.56	1:49.214	5
5	11	B	Mike BENNETT	Swift SC93F	11	20:18.314	9.277	0.834	87.50	1:49.376	5
6	17	A	Morgan DEMPSEY	Van Diemen LA10	11	20:18.747	9.710	0.433	87.47	1:49.054	4
7	14	A	Daniel LLOYD	Ray GR08	11	20:21.806	12.769	3.059	87.25	1:49.812	3
8	78	A	Joe WALTON	Ray GRS05	11	20:28.861	19.824	7.055	86.75	1:50.293	4
9	91	A	John MURPHY	Van Diemen RF99	11	20:34.266	25.229	5.405	86.37	1:50.284	5
10	64	B	Craig CURRIE	Van Diemen RF91	11	20:35.443	26.406	1.177	86.28	1:50.858	9
11	16	A	Neil MCARTHUR	Van Diemen RF00	11	20:36.242	27.205	0.799	86.23	1:51.005	10
12	71	A	Craig BRUNTON	Ray GR09	11	20:47.892	38.855	11.650	85.42	1:51.097	3
13	70	A	Thomas BARROW	Mygale FF00	11	20:50.111	41.074	2.219	85.27	1:52.082	3
14	62	B	Mike GARDNER	Van Diemen RF90	11	20:50.814	41.777	0.703	85.22	1:50.467	7
15	7	A	Martin SHORT	Van Diemen RF00	11	20:53.034	43.997	2.220	85.07	1:50.165	9
16	22	A	Jamie JARDINE	Ray 07	11	20:54.529	45.492	1.495	84.97	1:52.706	9
17	92	B	Mike DEVOY	Van Diemen RF92	11	20:56.054	47.017	1.525	84.87	1:51.787	3
18	99	A	Jeff HODGSON	Van Diemen RF02	11	21:09.461	1:00.424	13.407	83.97	1:53.400	7
19	81	A	David GAVAN	Van Diemen RF96	11	21:31.184	1:22.147	21.723	82.56	1:55.568	7
20	51	B	Ian WOOD	Swift SC94	10	20:15.471	1 lap	1 lap	79.73	1:57.549	3

NOT CLASSIFIED

DNF	54	B	Douglas CROSBIE	Swift SC95	7	13:19.234	4 laps	3 laps	84.88	1:50.827	5
-----	----	---	-----------------	------------	---	-----------	--------	--------	-------	----------	---

FASTEST LAP

29	A	Stuart GOUGH	Ray GRS07	6	1:48.431	89.37 mph	143.83 kph
11	B	Mike BENNETT	Swift SC93F	5	1:49.376	88.60 mph	142.59 kph

Weather / Track : Sunny / Dry

These results are provisional until the conclusion of any judicial and technical matters.

Oulton Park International  
Circuit Length = 2.6920 miles  
Start: 13:38 End: 14:00

Clerk of Course :	Timekeeper :
-------------------	--------------

# Avon Tyres Formula Ford 1600 Northern Championship - Post 89

## RACE 4 - LAP CHART

Lap 1			Lap 2			Lap 3			Lap 4			Lap 5		
No	Behind	Laptime	No	Behind	Laptime	No	Behind	Laptime	No	Behind	Laptime	No	Behind	Laptime
9		1:55.879	9		1:49.778	9		1:49.582	9		1:49.300	9		1:49.004
0	0.625	1:56.504	17	1.717	1:49.978	29	1.785	1:49.122	29	1.320	1:48.835	29	0.795	1:48.479
17	1.517	1:57.396	0	2.066	1:51.219	17	2.081	1:49.946	17	1.835	1:49.054	17	2.478	1:49.647
29	1.732	1:57.611	29	2.245	1:50.291	0	2.441	1:49.957	0	2.260	1:49.119	0	2.495	1:49.239
28	1.946	1:57.825	28	2.695	1:50.527	28	3.141	1:50.028	28	3.279	1:49.438	28	3.489	1:49.214
11	2.458	1:58.337	11	3.008	1:50.328	11	3.316	1:49.890	11	3.757	1:49.741	11	4.129	1:49.376
14	2.876	1:58.755	14	3.496	1:50.398	14	3.726	1:49.812	14	4.552	1:50.126	14	6.191	1:50.643
78	3.445	1:59.324	78	4.952	1:51.285	78	6.151	1:50.781	78	7.144	1:50.293	78	8.707	1:50.567
64	4.635	2:00.514	64	5.824	1:50.967	64	7.862	1:51.620	64	9.687	1:51.125	64	11.843	1:51.160
16	5.920	2:01.799	91	7.878	1:51.608	91	9.455	1:51.159	91	10.695	1:50.540	91	11.975	1:50.284
91	6.048	2:01.927	16	8.487	1:52.345	16	10.117	1:51.212	16	12.199	1:51.382	16	14.521	1:51.326
92	7.046	2:02.925	92	9.438	1:52.170	92	11.643	1:51.787	92	15.139	1:52.796	92	19.143	1:53.008
22	7.561	2:03.440	22	11.011	1:53.228	70	14.194	1:52.082	70	17.407	1:52.513	70	20.605	1:52.202
99	8.672	2:04.551	70	11.694	1:52.641	22	14.893	1:53.464	22	18.556	1:52.963	54	20.751	1:50.827
70	8.831	2:04.710	54	14.113	1:54.714	54	15.766	1:51.235	54	18.928	1:52.462	22	22.321	1:52.769
71	9.028	2:04.907	99	14.426	1:55.532	71	16.107	1:51.097	71	19.298	1:52.491	71	22.450	1:52.156
54	9.177	2:05.056	71	14.592	1:55.342	99	19.274	1:54.430	99	24.348	1:54.374	99	29.343	1:53.999
81	14.602	2:10.481	81	21.499	1:56.675	7	25.596	1:52.355	7	28.597	1:52.301	62	31.427	1:51.545
51	15.653	2:11.532	7	22.823	1:56.497	62	26.241	1:50.786	62	28.886	1:51.945	7	31.785	1:52.192
7	16.104	2:11.983	62	25.037	1:53.822	81	28.515	1:56.598	81	35.499	1:56.284	81	42.371	1:55.876
62	20.993	2:16.872	51	25.650	1:59.775	51	33.617	1:57.549	51	44.472	2:00.155	51	55.690	2:00.222

Weather / Track : Sunny / Dry

Oulton Park International  
Circuit Length = 2.6920 miles  
Start: 13:38 End: 14:00

# Avon Tyres Formula Ford 1600 Northern Championship - Post 89

## RACE 4 - LAP CHART

Lap 6			Lap 7			Lap 8			Lap 9			Lap 10		
No	Behind	Laptime	No	Behind	Laptime	No	Behind	Laptime	No	Behind	Laptime	No	Behind	Laptime
9		1:48.620	9		1:48.756	9		1:49.148	9		1:49.317	9		1:50.146
29	0.606	1:48.431	29	0.548	1:48.698	29	0.243	1:48.843	29	0.165	1:49.239	29	0.308	1:50.289
0	3.813	1:49.938	0	5.418	1:50.361	0	5.824	1:49.554	0	7.040	1:50.533	0	7.379	1:50.485
17	4.134	1:50.276	17	5.718	1:50.340	17	6.024	1:49.454	28	7.094	1:50.086	28	7.868	1:50.920
28	4.250	1:49.381	28	5.787	1:50.293	28	6.325	1:49.686	11	7.412	1:50.003	11	8.060	1:50.794
11	5.149	1:49.640	11	6.310	1:49.917	11	6.726	1:49.564	17	7.574	1:50.867	17	8.207	1:50.779
14	7.701	1:50.130	14	9.159	1:50.214	14	9.938	1:49.927	14	11.159	1:50.538	14	11.228	1:50.215
78	11.009	1:50.922	78	13.359	1:51.106	78	14.681	1:50.470	78	16.350	1:50.986	78	17.270	1:51.066
91	15.018	1:51.663	91	17.718	1:51.456	91	20.194	1:51.624	91	21.769	1:50.892	91	22.651	1:51.028
64	15.164	1:51.941	64	18.048	1:51.640	64	20.525	1:51.625	64	22.066	1:50.858	64	23.510	1:51.590
16	17.237	1:51.336	16	19.799	1:51.318	16	21.814	1:51.163	16	24.107	1:51.610	16	24.966	1:51.005
70	24.545	1:52.560	54	28.315	1:51.082	70	31.934	1:52.735	70	35.055	1:52.438	71	36.371	1:51.302
92	24.834	1:54.311	70	28.347	1:52.558	71	32.324	1:51.939	71	35.215	1:52.208	70	38.036	1:53.127
54	25.989	1:53.858	71	29.533	1:52.047	22	35.209	1:52.975	22	38.598	1:52.706	62	40.502	1:51.486
71	26.242	1:52.412	22	31.382	1:53.083	92	36.631	1:54.088	62	39.162	1:50.842	22	41.834	1:53.382
22	27.055	1:53.354	92	31.691	1:55.613	62	37.637	1:51.064	7	39.644	1:50.165	7	42.204	1:52.706
62	34.010	1:51.203	62	35.721	1:50.467	7	38.796	1:50.191	92	41.781	1:54.467	92	44.286	1:52.651
7	35.841	1:52.676	7	37.753	1:50.668	99	46.250	1:54.482	99	51.332	1:54.399	99	55.748	1:54.562
99	36.272	1:55.549	99	40.916	1:53.400	81	1:03.500	1:55.998	81	1:09.753	1:55.570	81	1:15.338	1:55.731
81	49.838	1:56.087	81	56.650	1:55.568	51	1:33.007	2:01.280	51	1:44.481	2:00.791			
51	1:08.447	2:01.377	51	1:20.875	2:01.184									

Weather / Track : Sunny / Dry

Oulton Park International  
Circuit Length = 2.6920 miles  
Start: 13:38 End: 14:00

# Avon Tyres Formula Ford 1600 Northern Championship - Post 89

## RACE 4 - LAP CHART


Lap 11		
No	Behind	Laptime
9		1:49.507
29	1.703	1:50.902
51	1 LAP	2:01.606
0	8.344	1:50.472
28	8.443	1:50.082
11	9.277	1:50.724
17	9.710	1:51.010
14	12.769	1:51.048
78	19.824	1:52.061
91	25.229	1:52.085
64	26.406	1:52.403
16	27.205	1:51.746
71	38.855	1:51.991
70	41.074	1:52.545
62	41.777	1:50.782
7	43.997	1:51.300
22	45.492	1:53.165
92	47.017	1:52.238
99	1:00.424	1:54.183
81	1:22.147	1:56.316

Weather / Track : Sunny / Dry

Oulton Park International  
Circuit Length = 2.6920 miles  
Start: 13:38 End: 14:00

# Avon Tyres Formula Ford 1600 Northern Championship - Post 89

## RACE 11 - GRID

ROW 11	54	Douglas CROSBIE				
ROW 10		81	David GAVAN		51	Ian WOOD
ROW 9	92	Mike DEVOY		99	Jeff HODGSON	
ROW 8		7	Martin SHORT		22	Jamie JARDINE
ROW 7	70	Thomas BARROW		62	Mike GARDNER	
ROW 6		16	Neil MCARTHUR		71	Craig BRUNTON
ROW 5	91	John MURPHY		64	Craig CURRIE	
ROW 4		14	Daniel LLOYD		78	Joe WALTON
ROW 3	11	Mike BENNETT		17	Morgan DEMPSEY	
ROW 2		0	Neil PATTEN		28	Chris CHISNALL
ROW 1	9	Jordan SKINNER		29	Stuart GOUGH	
<b>Pole</b>						
						

Oulton Park International  
Circuit Length = 2.6920 miles

**These results are provisional until the conclusion of any judicial and technical matters.**

Clerk of Course :

Timekeeper :

# Avon Tyres Formula Ford 1600 Northern Championship - Post 89

## RACE 11 - CLASSIFICATION

POS	NO	CL	NAME	ENTRY	LAPS	TIME	GAP	DIFF	MPH	BEST	ON
1	28	A	Chris CHISNALL	Van Diemen RF00	6	11:06.347			87.26	1:49.472	5
2	29	A	Stuart GOUGH	Ray GRS07	6	11:11.201	4.854	4.854	86.63	1:48.469	4
3	0	A	Neil PATTEN	Van Diemen RF99	6	11:11.305	4.958	0.104	86.61	1:49.585	4
4	14	A	Daniel LLOYD	Ray GR08	6	11:11.457	5.110	0.152	86.59	1:48.990	4
5	11	B	Mike BENNETT	Swift SC93F	6	11:11.868	5.521	0.411	86.54	1:50.061	5
6	78	A	Joe WALTON	Ray GRS05	6	11:11.970	5.623	0.102	86.53	1:49.944	6
7	91	A	John MURPHY	Van Diemen RF99	6	11:15.839	9.492	3.869	86.03	1:50.959	4
8	62	B	Mike GARDNER	Van Diemen RF90	6	11:17.038	10.691	1.199	85.88	1:50.579	3
9	9	A	Jordan SKINNER	Ray GRK10	6	11:19.209	12.862	2.171	85.61	1:49.011	3
10	64	B	Craig CURRIE	Van Diemen RF91	6	11:20.746	14.399	1.537	85.41	1:51.470	2
11	16	A	Neil MCARTHUR	Van Diemen RF00	6	11:20.974	14.627	0.228	85.38	1:51.219	4
12	70	A	Thomas BARROW	Mygale FF00	6	11:21.146	14.799	0.172	85.36	1:50.617	4
13	71	A	Craig BRUNTON	Ray GR09	6	11:21.386	15.039	0.240	85.33	1:50.494	4
14	7	A	Martin SHORT	Van Diemen RF00	6	11:21.858	15.511	0.472	85.27	1:50.775	5
15	92	B	Mike DEVOY	Van Diemen RF92	6	11:33.064	26.717	11.206	83.89	1:52.569	5
16	22	A	Jamie JARDINE	Ray 07	6	11:34.183	27.836	1.119	83.76	1:53.350	5
17	99	A	Jeff HODGSON	Van Diemen RF02	6	11:35.429	29.082	1.246	83.61	1:53.821	3
18	81	A	David GAVAN	Van Diemen RF96	6	11:54.289	47.942	18.860	81.40	1:56.287	3
19	51	B	Ian WOOD	Swift SC94	6	12:14.040	1:07.693	19.751	79.21	1:58.917	3

### NOT CLASSIFIED

DNF	17	A	Morgan DEMPSEY	Van Diemen LA10	5	9:19.204	1 lap	1 lap	86.65	1:49.187	4
DNF	54	B	Douglas CROSBIE	Swift SC95	3	5:47.784	3 laps	2 laps	83.59	1:51.555	3

### FASTEST LAP

29	A	Stuart GOUGH	Ray GRS07	4	1:48.469	89.34 mph	143.78 kph
11	B	Mike BENNETT	Swift SC93F	5	1:50.061	88.05 mph	141.70 kph

Weather / Track : Sunny / Dry

These results are provisional until the conclusion of any judicial and technical matters.

Oulton Park International  
Circuit Length = 2.6920 miles  
Start: 17:54 End: 18:06

Clerk of Course :	Timekeeper :
-------------------	--------------

# Avon Tyres Formula Ford 1600 Northern Championship - Post 89

## RACE 11 - LAP CHART

Lap 1			Lap 2			Lap 3			Lap 4			Lap 5		
No	Behind	Laptime	No	Behind	Laptime	No	Behind	Laptime	No	Behind	Laptime	No	Behind	Laptime
29		1:54.614	28		1:50.838	28		1:50.067	28		1:50.081	28		1:49.472
9	0.120	1:54.734	0	2.231	1:51.158	0	2.573	1:50.409	0	2.077	1:49.585	0	2.706	1:50.101
28	1.301	1:55.915	11	2.721	1:51.037	17	3.184	1:49.556	17	2.290	1:49.187	17	2.831	1:50.013
0	3.212	1:57.826	17	3.695	1:50.662	11	3.596	1:50.942	14	2.761	1:48.990	29	3.588	1:49.802
11	3.823	1:58.437	14	4.260	1:51.462	14	3.852	1:49.659	29	3.258	1:48.469	14	3.792	1:50.503
14	4.937	1:59.551	78	4.452	1:50.966	78	4.797	1:50.412	11	4.355	1:50.840	11	4.944	1:50.061
17	5.172	1:59.786	29	4.739	1:56.878	29	4.870	1:50.198	78	5.094	1:50.378	78	5.653	1:50.031
78	5.625	2:00.239	91	4.818	1:51.050	91	5.817	1:51.066	91	6.695	1:50.959	91	8.342	1:51.119
91	5.907	2:00.521	62	5.414	1:50.883	62	5.926	1:50.579	62	6.791	1:50.946	62	8.472	1:51.153
64	6.310	2:00.924	64	5.641	1:51.470	64	8.047	1:52.473	64	9.752	1:51.786	64	12.245	1:51.965
62	6.670	2:01.284	16	7.799	1:52.898	16	8.963	1:51.231	16	10.101	1:51.219	16	12.526	1:51.897
16	7.040	2:01.654	70	8.057	1:52.861	70	9.688	1:51.698	70	10.224	1:50.617	70	12.709	1:51.957
70	7.335	2:01.949	71	8.583	1:53.168	71	10.141	1:51.625	71	10.554	1:50.494	9	12.733	1:49.494
71	7.554	2:02.168	7	9.091	1:53.099	7	10.761	1:51.737	9	12.711	1:51.507	71	13.251	1:52.169
7	8.131	2:02.745	54	9.476	1:52.319	54	10.964	1:51.555	7	12.914	1:52.234	7	14.217	1:50.775
22	9.142	2:03.756	22	11.999	1:54.996	9	11.285	1:49.011	92	18.982	1:52.636	92	22.079	1:52.569
54	9.296	2:03.910	9	12.341	2:04.360	22	15.464	1:53.532	22	20.310	1:54.927	22	24.188	1:53.350
99	10.091	2:04.705	99	12.968	1:55.016	92	16.427	1:52.763	99	20.651	1:54.010	99	25.083	1:53.904
92	10.394	2:05.008	92	13.731	1:55.476	99	16.722	1:53.821	81	30.800	1:57.011	81	38.145	1:56.817
81	12.436	2:07.050	81	17.650	1:57.353	81	23.870	1:56.287	51	42.408	2:01.197	51	53.705	2:00.769
51	14.835	2:09.449	51	22.442	1:59.746	51	31.292	1:58.917						

Weather / Track : Sunny / Dry

Oulton Park International  
Circuit Length = 2.6920 miles  
Start: 17:54 End: 18:06

**Avon Tyres Formula Ford 1600 Northern Championship - Post 89**  
**RACE 11 - LAP CHART**

Lap 6		
No	Behind	Laptime
28		1:49.974
29	4.854	1:51.240
0	4.958	1:52.226
14	5.110	1:51.292
11	5.521	1:50.551
78	5.623	1:49.944
91	9.492	1:51.124
62	10.691	1:52.193
9	12.862	1:50.103
64	14.399	1:52.128
16	14.627	1:52.075
70	14.799	1:52.064
71	15.039	1:51.762
7	15.511	1:51.268
92	26.717	1:54.612
22	27.836	1:53.622
99	29.082	1:53.973
81	47.942	1:59.771
51	1:07.693	2:03.962

**Weather / Track : Sunny / Dry**

Oulton Park International  
Circuit Length = 2.6920 miles  
Start: 17:54 End: 18:06

# Ma5da MX5 Championship

## QUALIFYING - GROUP 1 - CLASSIFICATION

POS	NO	CL	NAME	ENTRY	TIME	ON	LAPS	GAP	DIFF	MPH
1	3		Robert BOSTON	Mazda MX5	2:05.443	1	6			77.25
2	2		Jonathan GREENSMITH	Mazda MX5	2:06.386	3	6	0.943	0.943	76.68
3	50		Luke HERBERT	Mazda MX5	2:06.595	6	6	1.152	0.209	76.55
4	56		Chris ROWLINSON	Mazda MX5	2:07.601	6	6	2.158	1.006	75.95
5	30		Wayne le MONTAIS	Mazda MX5	2:07.749	3	6	2.306	0.148	75.86
6	90		Matthew DAVIES	Mazda MX5	2:07.898	3	6	2.455	0.149	75.77
7	17		Nick GILFILLAN	Mazda MX5	2:08.295	4	6	2.852	0.397	75.53
8	5		Alyn ROBSON	Mazda MX5	2:08.526	4	6	3.083	0.231	75.40
9	99		Jonathan BLAKE	Mazda MX5	2:08.565	5	6	3.122	0.039	75.38
10	97		Andrew CLARKSON	Mazda MX5	2:08.644	6	6	3.201	0.079	75.33
11	32		Charles PLUMLEY	Mazda MX5	2:09.114	5	6	3.671	0.470	75.06
12	55		Martin STEVINSON	Mazda MX5	2:09.254	6	6	3.811	0.140	74.97
13	13		Scott LEACH	Mazda MX5	2:09.406	2	6	3.963	0.152	74.89
14	73		Ben SHORT	Mazda MX5	2:09.490	6	6	4.047	0.084	74.84
15	68		Justin NEWNAM	Mazda MX5	2:10.809	2	6	5.366	1.319	74.08
16	43		Fahad HIZAM	Mazda MX5	2:11.006	4	5	5.563	0.197	73.97
17	33		Craig JOHNS	Mazda MX5	2:11.236	6	6	5.793	0.230	73.84
18	28		James MAXFIELD	Mazda MX5	2:11.498	3	6	6.055	0.262	73.69
19	36		Jade EDWARDS	Mazda MX5	2:11.973	2	6	6.530	0.475	73.43
20	23		Martin TOLLEY	Mazda MX5	2:12.206	2	6	6.763	0.233	73.30
21	79		Andrew CHILDS	Mazda MX5	2:12.366	5	6	6.923	0.160	73.21
22	44		Salvatore BIVONA	Mazda MX5	2:12.694	2	6	7.251	0.328	73.03
23	74		David WILLOUGHBY	Mazda MX5	2:12.724	1	6	7.281	0.030	73.01
24	76		Brian CHANDLER	Mazda MX5	2:12.756	5	6	7.313	0.032	73.00
25	85		Mark RODWAY	Mazda MX5	2:12.855	6	6	7.412	0.099	72.94
26	67		Rob CARRIGAN	Mazda MX5	2:13.310	6	6	7.867	0.455	72.69
27	71		Steven ANDREW	Mazda MX5	2:13.448	6	6	8.005	0.138	72.62
28	87		William CHAPPELL	Mazda MX5	2:14.760	3	5	9.317	1.312	71.91
29	47		Stephen CRAGGS	Mazda MX5	2:15.257	6	6	9.814	0.497	71.65
30	29		Stephen WILLIAMS	Mazda MX5	2:17.672	6	6	12.229	2.415	70.39
31	12		Ian PRESCOTT	Mazda MX5	2:19.601	2	5	14.158	1.929	69.42

Car 99 - No Transponder

Weather / Track : Bright / Dry

These results are provisional until the conclusion of any judicial and technical matters.

Oulton Park International

Circuit Length = 2.6920 miles

Start: 09:32 End: 09:50

Clerk of Course :

Timekeeper :

# Ma5da MX5 Championship

## QUALIFYING - GROUP 1 - LAP ANALYSIS

<b>2</b>	<b>Jonathan GREENSMITH</b>			Mazda MX5			
1 -	2:07.633	+ 1.247	9:37:19.627	4 -	2:06.683	+ 0.297	9:43:39.765
2 -	2:07.069	+ 0.683	9:39:26.696	5 -	2:07.451	+ 1.065	9:45:47.216
3 -	<b>2:06.386</b>		<b>9:41:33.082</b>	6 -	2:07.870	+ 1.484	9:47:55.086
<b>3</b>	<b>Robert BOSTON</b>			Mazda MX5			
1 -	<b>2:05.443</b>		<b>9:37:20.484</b>	4 -	2:10.252	+ 4.809	9:43:42.671
2 -	2:05.959	+ 0.516	9:39:26.443	5 -	2:06.054	+ 0.611	9:45:48.725
3 -	2:05.976	+ 0.533	9:41:32.419	6 -	2:06.018	+ 0.575	9:47:54.743
<b>5</b>	<b>Alyn ROBSON</b>			Mazda MX5			
1 -	2:11.017	+ 2.491	9:37:58.541	4 -	<b>2:08.526</b>		<b>9:44:25.625</b>
2 -	2:09.929	+ 1.403	9:40:08.470	5 -	2:10.394	+ 1.868	9:46:36.019
3 -	2:08.629	+ 0.103	9:42:17.099	6 -	2:09.280	+ 0.754	9:48:45.299
<b>12</b>	<b>Ian PRESCOTT</b>			Mazda MX5			
1 -	2:23.371	+ 3.770	9:38:32.138	4 -	2:20.941	+ 1.340	9:45:35.581
2 -	<b>2:19.601</b>		<b>9:40:51.739</b>	5 -	2:49.127 P	+ 29.526	9:48:24.708
3 -	2:22.901	+ 3.300	9:43:14.640				
<b>13</b>	<b>Scott LEACH</b>			Mazda MX5			
1 -	2:10.722	+ 1.316	9:38:05.455	4 -	2:11.493	+ 2.087	9:44:37.984
2 -	<b>2:09.406</b>		<b>9:40:14.861</b>	5 -	2:11.009	+ 1.603	9:46:48.993
3 -	2:11.630	+ 2.224	9:42:26.491	6 -	2:10.063	+ 0.657	9:48:59.056
<b>17</b>	<b>Nick GILFILLAN</b>			Mazda MX5			
1 -	2:10.096	+ 1.801	9:38:48.380	4 -	<b>2:08.295</b>		<b>9:45:15.642</b>
2 -	2:09.305	+ 1.010	9:40:57.685	5 -	2:08.874	+ 0.579	9:47:24.516
3 -	2:09.662	+ 1.367	9:43:07.347	6 -	2:09.257	+ 0.962	9:49:33.773
<b>23</b>	<b>Martin TOLLEY</b>			Mazda MX5			
1 -	2:12.747	+ 0.541	9:37:29.933	4 -	2:12.438	+ 0.232	9:44:06.869
2 -	<b>2:12.206</b>		<b>9:39:42.139</b>	5 -	2:12.620	+ 0.414	9:46:19.489
3 -	2:12.292	+ 0.086	9:41:54.431	6 -	2:12.500	+ 0.294	9:48:31.989
<b>28</b>	<b>James MAXFIELD</b>			Mazda MX5			
1 -	2:13.387	+ 1.889	9:37:37.632	4 -	2:19.055	+ 7.557	9:44:20.850
2 -	2:12.665	+ 1.167	9:39:50.297	5 -	2:16.008	+ 4.510	9:46:36.858
3 -	<b>2:11.498</b>		<b>9:42:01.795</b>	6 -	2:12.219	+ 0.721	9:48:49.077
<b>29</b>	<b>Stephen WILLIAMS</b>			Mazda MX5			
1 -	2:23.797	+ 6.125	9:38:14.221	4 -	2:17.778	+ 0.106	9:45:08.532
2 -	2:18.230	+ 0.558	9:40:32.451	5 -	2:17.901	+ 0.229	9:47:26.433
3 -	2:18.303	+ 0.631	9:42:50.754	6 -	<b>2:17.672</b>		<b>9:49:44.105</b>
<b>30</b>	<b>Wayne le MONTAIS</b>			Mazda MX5			
1 -	2:09.281	+ 1.532	9:37:26.012	4 -	2:08.041	+ 0.292	9:43:49.908
2 -	2:08.106	+ 0.357	9:39:34.118	5 -	2:08.307	+ 0.558	9:45:58.215
3 -	<b>2:07.749</b>		<b>9:41:41.867</b>	6 -	2:09.045	+ 1.296	9:48:07.260
<b>32</b>	<b>Charles PLUMLEY</b>			Mazda MX5			
1 -	2:10.628	+ 1.514	9:37:40.820	4 -	2:09.353	+ 0.239	9:44:08.780
2 -	2:09.240	+ 0.126	9:39:50.060	5 -	<b>2:09.114</b>		<b>9:46:17.894</b>
3 -	2:09.367	+ 0.253	9:41:59.427	6 -	2:09.115	+ 0.001	9:48:27.009
<b>33</b>	<b>Craig JOHNS</b>			Mazda MX5			
1 -	2:15.726	+ 4.490	9:37:51.787	4 -	2:12.955	+ 1.719	9:44:34.288
2 -	2:16.272	+ 5.036	9:40:08.059	5 -	2:11.455	+ 0.219	9:46:45.743
3 -	2:13.274	+ 2.038	9:42:21.333	6 -	<b>2:11.236</b>		<b>9:48:56.979</b>

Car 99 - No Transponder

Weather / Track : Bright / Dry

Oulton Park International  
Circuit Length = 2.6920 miles  
Start: 09:32 End: 09:50

# Ma5da MX5 Championship

## QUALIFYING - GROUP 1 - LAP ANALYSIS

<b>36</b>	<b>Jade EDWARDS</b>		Mazda MX5				
1 -	2:13.094	+ 1.121	9:37:38.736	4 -	2:12.643	+ 0.670	9:44:16.100
2 -	<b>2:11.973</b>		<b>9:39:50.709</b>	5 -	2:12.484	+ 0.511	9:46:28.584
3 -	2:12.748	+ 0.775	9:42:03.457	6 -	2:12.402	+ 0.429	9:48:40.986
<b>43</b>	<b>Fahad HIZAM</b>		Mazda MX5				
1 -	2:13.497	+ 2.491	9:38:12.760	4 -	<b>2:11.006</b>		<b>9:44:47.531</b>
2 -	2:11.582	+ 0.576	9:40:24.342	5 -	2:11.955	+ 0.949	9:46:59.486
3 -	2:12.183	+ 1.177	9:42:36.525				
<b>44</b>	<b>Salvatore BIVONA</b>		Mazda MX5				
1 -	2:16.285	+ 3.591	9:38:03.384	4 -	2:18.692	+ 5.998	9:44:49.148
2 -	<b>2:12.694</b>		<b>9:40:16.078</b>	5 -	2:13.817	+ 1.123	9:47:02.965
3 -	2:14.378	+ 1.684	9:42:30.456	6 -	2:13.470	+ 0.776	9:49:16.435
<b>47</b>	<b>Stephen CRAGGS</b>		Mazda MX5				
1 -	2:18.677	+ 3.420	9:37:51.676	4 -	2:18.182	+ 2.925	9:44:46.095
2 -	2:18.322	+ 3.065	9:40:09.998	5 -	2:18.444	+ 3.187	9:47:04.539
3 -	2:17.915	+ 2.658	9:42:27.913	6 -	<b>2:15.257</b>		<b>9:49:19.796</b>
<b>50</b>	<b>Luke HERBERT</b>		Mazda MX5				
1 -	2:08.058	+ 1.463	9:37:25.161	4 -	2:08.440	+ 1.845	9:43:49.173
2 -	2:08.139	+ 1.544	9:39:33.300	5 -	2:07.167	+ 0.572	9:45:56.340
3 -	2:07.433	+ 0.838	9:41:40.733	6 -	<b>2:06.595</b>		<b>9:48:02.935</b>
<b>55</b>	<b>Martin STEVINSON</b>		Mazda MX5				
1 -	2:09.341	+ 0.087	9:38:07.339	4 -	2:09.857	+ 0.603	9:44:37.689
2 -	2:09.271	+ 0.017	9:40:16.610	5 -	2:09.582	+ 0.328	9:46:47.271
3 -	2:11.222	+ 1.968	9:42:27.832	6 -	<b>2:09.254</b>		<b>9:48:56.525</b>
<b>56</b>	<b>Chris ROWLINSON</b>		Mazda MX5				
1 -	2:09.517	+ 1.916	9:37:37.314	4 -	2:08.191	+ 0.590	9:44:02.293
2 -	2:08.969	+ 1.368	9:39:46.283	5 -	2:09.072	+ 1.471	9:46:11.365
3 -	2:07.819	+ 0.218	9:41:54.102	6 -	<b>2:07.601</b>		<b>9:48:18.966</b>
<b>67</b>	<b>Rob CARRIGAN</b>		Mazda MX5				
1 -	2:17.846	+ 4.536	9:38:08.820	4 -	2:14.241	+ 0.931	9:44:54.080
2 -	2:15.104	+ 1.794	9:40:23.924	5 -	2:13.374	+ 0.064	9:47:07.454
3 -	2:15.915	+ 2.605	9:42:39.839	6 -	<b>2:13.310</b>		<b>9:49:20.764</b>
<b>68</b>	<b>Justin NEWNAM</b>		Mazda MX5				
1 -	2:13.230	+ 2.421	9:38:01.152	4 -	2:11.733	+ 0.924	9:44:44.400
2 -	<b>2:10.809</b>		<b>9:40:11.961</b>	5 -	2:11.769	+ 0.960	9:46:56.169
3 -	2:20.706	+ 9.897	9:42:32.667	6 -	2:11.371	+ 0.562	9:49:07.540
<b>71</b>	<b>Steven ANDREW</b>		Mazda MX5				
1 -	2:16.688	+ 3.240	9:37:47.879	4 -	2:16.882	+ 3.434	9:44:46.647
2 -	2:21.780	+ 8.332	9:40:09.659	5 -	2:15.698	+ 2.250	9:47:02.345
3 -	2:20.106	+ 6.658	9:42:29.765	6 -	<b>2:13.448</b>		<b>9:49:15.793</b>
<b>73</b>	<b>Ben SHORT</b>		Mazda MX5				
1 -	2:10.233	+ 0.743	9:37:27.619	4 -	2:10.586	+ 1.096	9:43:59.324
2 -	2:10.228	+ 0.738	9:39:37.847	5 -	2:10.696	+ 1.206	9:46:10.020
3 -	2:10.891	+ 1.401	9:41:48.738	6 -	<b>2:09.490</b>		<b>9:48:19.510</b>
<b>74</b>	<b>David WILLOUGHBY</b>		Mazda MX5				
1 -	<b>2:12.724</b>		<b>9:37:42.393</b>	4 -	2:13.300	+ 0.576	9:44:22.600
2 -	2:12.814	+ 0.090	9:39:55.207	5 -	2:14.578	+ 1.854	9:46:37.178
3 -	2:14.093	+ 1.369	9:42:09.300	6 -	2:13.605	+ 0.881	9:48:50.783

Car 99 - No Transponder

Weather / Track : Bright / Dry

Oulton Park International  
Circuit Length = 2.6920 miles  
Start: 09:32 End: 09:50

# Ma5da MX5 Championship

## QUALIFYING - GROUP 1 - LAP ANALYSIS

<b>76</b>	<b>Brian CHANDLER</b>			Mazda MX5			
1 -	2:15.834	+ 3.078	9:37:49.175	4 -	2:14.665	+ 1.909	9:44:35.599
2 -	2:18.589	+ 5.833	9:40:07.764	5 -	<b>2:12.756</b>		<b>9:46:48.355</b>
3 -	2:13.170	+ 0.414	9:42:20.934	6 -	2:29.607	+ 16.851	9:49:17.962
<b>79</b>	<b>Andrew CHILDS</b>			Mazda MX5			
1 -	2:19.476	+ 7.110	9:38:08.068	4 -	2:12.833	+ 0.467	9:44:52.991
2 -	2:17.345	+ 4.979	9:40:25.413	5 -	<b>2:12.366</b>		<b>9:47:05.357</b>
3 -	2:14.745	+ 2.379	9:42:40.158	6 -	2:14.636	+ 2.270	9:49:19.993
<b>85</b>	<b>Mark RODWAY</b>			Mazda MX5			
1 -	2:38.806	+ 25.951	9:38:00.820	4 -	2:12.892	+ 0.037	9:44:46.827
2 -	2:13.815	+ 0.960	9:40:14.635	5 -	2:14.118	+ 1.263	9:47:00.945
3 -	2:19.300	+ 6.445	9:42:33.935	6 -	<b>2:12.855</b>		<b>9:49:13.800</b>
<b>87</b>	<b>William CHAPPELL</b>			Mazda MX5			
1 -	2:16.931	+ 2.171	9:37:55.555	4 -	2:20.767 P	+ 6.007	9:44:46.073
2 -	2:14.991	+ 0.231	9:40:10.546	5 -	3:29.280	+ 1:14.520	9:48:15.353
3 -	<b>2:14.760</b>		<b>9:42:25.306</b>				
<b>90</b>	<b>Matthew DAVIES</b>			Mazda MX5			
1 -	2:08.345	+ 0.447	9:37:21.109	4 -	2:08.081	+ 0.183	9:43:45.317
2 -	2:08.229	+ 0.331	9:39:29.338	5 -	2:09.689	+ 1.791	9:45:55.006
3 -	<b>2:07.898</b>		<b>9:41:37.236</b>	6 -	2:08.385	+ 0.487	9:48:03.391
<b>97</b>	<b>Andrew CLARKSON</b>			Mazda MX5			
1 -	2:11.855	+ 3.211	9:37:52.958	4 -	2:09.478	+ 0.834	9:44:25.979
2 -	2:14.121	+ 5.477	9:40:07.079	5 -	2:10.434	+ 1.790	9:46:36.413
3 -	2:09.422	+ 0.778	9:42:16.501	6 -	<b>2:08.644</b>		<b>9:48:45.057</b>
<b>99</b>	<b>Jonathan BLAKE</b>			Mazda MX5			
1 -	2:09.368	+ 0.803	9:38:06.405	4 -	2:08.919	+ 0.354	9:44:33.675
2 -	2:08.704	+ 0.139	9:40:15.109	5 -	<b>2:08.565</b>		<b>9:46:42.240</b>
3 -	2:09.647	+ 1.082	9:42:24.756	6 -	2:08.807	+ 0.242	9:48:51.047

Car 99 - No Transponder

Weather / Track : Bright / Dry

Oulton Park International  
Circuit Length = 2.6920 miles  
Start: 09:32 End: 09:50

# Ma5da MX5 Championship

## QUALIFYING - GROUP 2 - CLASSIFICATION

POS	NO	CL	NAME	ENTRY	TIME	ON	LAPS	GAP	DIFF	MPH
1	1		Tom ROCHE	Mazda MX5	2:05.995	3	6			76.91
2	19		Chris DAWKINS	Mazda MX5	2:06.507	3	6	0.512	0.512	76.60
3	10		Adam GORE	Mazda MX5	2:07.142	4	6	1.147	0.635	76.22
4	59		Ben ROBINSON	Mazda MX5	2:07.412	4	6	1.417	0.270	76.06
5	18		Paul SHEARD	Mazda MX5	2:07.481	3	6	1.486	0.069	76.02
6	81		Richard BRELAND	Mazda MX5	2:08.084	6	6	2.089	0.603	75.66
7	40		Alan HENDERSON	Mazda MX5	2:08.855	6	6	2.860	0.771	75.21
8	69		Matt ROBINSON	Mazda MX5	2:08.873	4	6	2.878	0.018	75.20
9	34		Jim EDWARDS	Mazda MX5	2:09.164	3	6	3.169	0.291	75.03
10	62		Chris LOVETT	Mazda MX5	2:09.223	4	6	3.228	0.059	74.99
11	48		James BLAKE-BALDWIN	Mazda MX5	2:09.665	6	6	3.670	0.442	74.74
12	31		Andy COOMBS	Mazda MX5	2:09.931	4	6	3.936	0.266	74.58
13	60		Lee REYNOLDS	Mazda MX5	2:10.021	6	6	4.026	0.090	74.53
14	58		Marcus CARNIEL	Mazda MX5	2:10.038	4	6	4.043	0.017	74.52
15	42		Charlie CHARMAN	Mazda MX5	2:10.054	3	6	4.059	0.016	74.51
16	7		Kevin MIDDLETON	Mazda MX5	2:10.354	4	6	4.359	0.300	74.34
17	15		Daniel TURBARD	Mazda MX5	2:10.404	6	6	4.409	0.050	74.31
18	38		John KINGHORN	Mazda MX5	2:10.660	6	6	4.665	0.256	74.17
19	37		Kevin TAYLOR	Mazda MX5	2:11.396	4	6	5.401	0.736	73.75
20	25		Iain CAMERON	Mazda MX5	2:11.728	6	6	5.733	0.332	73.57
21	78		Kevin DENGATE	Mazda MX5	2:11.788	4	6	5.793	0.060	73.53
22	82		Christopher WOODGER	Mazda MX5	2:11.825	6	6	5.830	0.037	73.51
23	92		Angus ASHTON	Mazda MX5	2:12.207	1	6	6.212	0.382	73.30
24	49		Chris CHADWICK	Mazda MX5	2:12.338	6	6	6.343	0.131	73.23
25	70		David EVANS	Mazda MX5	2:12.572	6	6	6.577	0.234	73.10
26	35		Chloe EDWARDS	Mazda MX5	2:12.747	6	6	6.752	0.175	73.00
27	45		Gary HUFFORD	Mazda MX5	2:12.840	5	6	6.845	0.093	72.95
28	22		Scott FERGUSON	Mazda MX5	2:13.187	6	6	7.192	0.347	72.76
29	65		Matthew POTTER	Mazda MX5	2:13.453	3	4	7.458	0.266	72.61
30	51		Carly LATCHAM	Mazda MX5	2:14.188	6	6	8.193	0.735	72.22
31	77		John COCKBURN-EVANS	Mazda MX5	2:17.790	6	6	11.795	3.602	70.33
32	24		Derek BROOK	Mazda MX5	2:19.929	5	5	13.934	2.139	69.25
33	20		Philippe RETOURNE	Mazda MX5	2:26.601	5	5	20.606	6.672	66.10

Weather / Track : Bright / Dry  
 These results are provisional until the conclusion of any judicial and technical matters.

Oulton Park International  
 Circuit Length = 2.6920 miles  
 Start: 09:52 End: 10:10

Clerk of Course :		Timekeeper :
-------------------	--	--------------

# Ma5da MX5 Championship

## QUALIFYING - GROUP 2 - LAP ANALYSIS

<b>1</b>	<b>Tom ROCHE</b>		Mazda MX5				
1 -	2:06.506	+ 0.511	9:57:09.737	4 -	2:06.103	+ 0.108	10:03:28.270
2 -	2:06.435	+ 0.440	9:59:16.172	5 -	2:07.459	+ 1.464	10:05:35.729
3 -	<b>2:05.995</b>		<b>10:01:22.167</b>	6 -	2:06.065	+ 0.070	10:07:41.794
<b>7</b>	<b>Kevin MIDDLETON</b>		Mazda MX5				
1 -	2:13.071	+ 2.717	9:57:26.537	4 -	<b>2:10.354</b>		<b>10:03:58.548</b>
2 -	2:10.583	+ 0.229	9:59:37.120	5 -	2:10.380	+ 0.026	10:06:08.928
3 -	2:11.074	+ 0.720	10:01:48.194	6 -	2:12.013	+ 1.659	10:08:20.941
<b>10</b>	<b>Adam GORE</b>		Mazda MX5				
1 -	2:09.839	+ 2.697	9:57:21.491	4 -	<b>2:07.142</b>		<b>10:03:45.758</b>
2 -	2:09.166	+ 2.024	9:59:30.657	5 -	2:07.565	+ 0.423	10:05:53.323
3 -	2:07.959	+ 0.817	10:01:38.616	6 -	2:07.676	+ 0.534	10:08:00.999
<b>15</b>	<b>Daniel TURBARD</b>		Mazda MX5				
1 -	2:33.951	+ 23.547	9:58:35.593	4 -	2:11.323	+ 0.919	10:05:12.060
2 -	2:13.040	+ 2.636	10:00:48.633	5 -	2:10.786	+ 0.382	10:07:22.846
3 -	2:12.104	+ 1.700	10:03:00.737	6 -	<b>2:10.404</b>		<b>10:09:33.250</b>
<b>18</b>	<b>Paul SHEARD</b>		Mazda MX5				
1 -	2:08.321	+ 0.840	9:58:32.167	4 -	2:07.506	+ 0.025	10:04:54.727
2 -	2:07.573	+ 0.092	10:00:39.740	5 -	2:21.921	+ 14.440	10:07:16.648
3 -	<b>2:07.481</b>		<b>10:02:47.221</b>	6 -	2:07.660	+ 0.179	10:09:24.308
<b>19</b>	<b>Chris DAWKINS</b>		Mazda MX5				
1 -	2:07.101	+ 0.594	9:57:10.769	4 -	2:06.811	+ 0.304	10:03:31.192
2 -	2:07.105	+ 0.598	9:59:17.874	5 -	2:08.121	+ 1.614	10:05:39.313
3 -	<b>2:06.507</b>		<b>10:01:24.381</b>	6 -	2:06.879	+ 0.372	10:07:46.192
<b>20</b>	<b>Philippe RETOURNE</b>		Mazda MX5				
1 -	2:30.367	+ 3.766	9:58:20.939	4 -	2:29.080	+ 2.479	10:05:45.964
2 -	2:27.455	+ 0.854	10:00:48.394	5 -	<b>2:26.601</b>		<b>10:08:12.565</b>
3 -	2:28.490	+ 1.889	10:03:16.884				
<b>22</b>	<b>Scott FERGUSON</b>		Mazda MX5				
1 -	2:16.412	+ 3.225	9:57:58.671	4 -	2:16.431	+ 3.244	10:04:50.279
2 -	2:19.833	+ 6.646	10:00:18.504	5 -	2:15.897	+ 2.710	10:07:06.176
3 -	2:15.344	+ 2.157	10:02:33.848	6 -	<b>2:13.187</b>		<b>10:09:19.363</b>
<b>24</b>	<b>Derek BROOK</b>		Mazda MX5				
1 -	2:26.452	+ 6.523	9:58:17.470	4 -	2:20.360	+ 0.431	10:05:21.761
2 -	2:22.342	+ 2.413	10:00:39.812	5 -	<b>2:19.929</b>		<b>10:07:41.690</b>
3 -	2:21.589	+ 1.660	10:03:01.401				
<b>25</b>	<b>Iain CAMERON</b>		Mazda MX5				
1 -	2:15.930	+ 4.202	9:57:55.420	4 -	2:19.019	+ 7.291	10:04:53.999
2 -	2:18.366	+ 6.638	10:00:13.786	5 -	2:13.875	+ 2.147	10:07:07.874
3 -	2:21.194	+ 9.466	10:02:34.980	6 -	<b>2:11.728</b>		<b>10:09:19.602</b>
<b>31</b>	<b>Andy COOMBS</b>		Mazda MX5				
1 -	2:13.145	+ 3.214	9:57:23.282	4 -	<b>2:09.931</b>		<b>10:04:01.068</b>
2 -	2:13.705	+ 3.774	9:59:36.987	5 -	2:10.617	+ 0.686	10:06:11.685
3 -	2:14.150	+ 4.219	10:01:51.137	6 -	2:10.654	+ 0.723	10:08:22.339
<b>34</b>	<b>Jim EDWARDS</b>		Mazda MX5				
1 -	2:11.455	+ 2.291	9:57:24.501	4 -	2:11.566	+ 2.402	10:03:55.457
2 -	2:10.226	+ 1.062	9:59:34.727	5 -	2:14.881	+ 5.717	10:06:10.338
3 -	<b>2:09.164</b>		<b>10:01:43.891</b>	6 -	2:11.457	+ 2.293	10:08:21.795

Weather / Track : Bright / Dry

Oulton Park International  
Circuit Length = 2.6920 miles  
Start: 09:52 End: 10:10

# Ma5da MX5 Championship

## QUALIFYING - GROUP 2 - LAP ANALYSIS

<b>35</b>	<b>Chloe EDWARDS</b>			Mazda MX5			
1 -	2:21.169	+ 8.422	9:57:56.494	4 -	2:15.359	+ 2.612	10:04:43.913
2 -	2:15.892	+ 3.145	10:00:12.386	5 -	2:14.943	+ 2.196	10:06:58.856
3 -	2:16.168	+ 3.421	10:02:28.554	6 -	<b>2:12.747</b>		<b>10:09:11.603</b>
<b>37</b>	<b>Kevin TAYLOR</b>			Mazda MX5			
1 -	2:12.998	+ 1.602	9:57:46.475	4 -	<b>2:11.396</b>		<b>10:04:21.777</b>
2 -	2:11.777	+ 0.381	9:59:58.252	5 -	2:11.415	+ 0.019	10:06:33.192
3 -	2:12.129	+ 0.733	10:02:10.381	6 -	2:11.757	+ 0.361	10:08:44.949
<b>38</b>	<b>John KINGHORN</b>			Mazda MX5			
1 -	2:13.803	+ 3.143	9:57:51.411	4 -	2:12.164	+ 1.504	10:04:26.403
2 -	2:11.651	+ 0.991	10:00:03.062	5 -	2:12.439	+ 1.779	10:06:38.842
3 -	2:11.177	+ 0.517	10:02:14.239	6 -	<b>2:10.660</b>		<b>10:08:49.502</b>
<b>40</b>	<b>Alan HENDERSON</b>			Mazda MX5			
1 -	2:10.165	+ 1.310	9:57:31.611	4 -	2:09.279	+ 0.424	10:04:04.881
2 -	2:09.173	+ 0.318	9:59:40.784	5 -	2:16.491	+ 7.636	10:06:21.372
3 -	2:14.818	+ 5.963	10:01:55.602	6 -	<b>2:08.855</b>		<b>10:08:30.227</b>
<b>42</b>	<b>Charlie CHARMAN</b>			Mazda MX5			
1 -	2:15.857	+ 5.803	9:57:54.730	4 -	2:10.258	+ 0.204	10:04:27.449
2 -	2:12.407	+ 2.353	10:00:07.137	5 -	2:10.743	+ 0.689	10:06:38.192
3 -	<b>2:10.054</b>		<b>10:02:17.191</b>	6 -	2:12.328	+ 2.274	10:08:50.520
<b>45</b>	<b>Gary HUFFORD</b>			Mazda MX5			
1 -	2:15.218	+ 2.378	9:57:53.643	4 -	2:14.540	+ 1.700	10:04:36.367
2 -	2:13.611	+ 0.771	10:00:07.254	5 -	<b>2:12.840</b>		<b>10:06:49.207</b>
3 -	2:14.573	+ 1.733	10:02:21.827	6 -	2:15.429	+ 2.589	10:09:04.636
<b>48</b>	<b>James BLAKE-BALDWIN</b>			Mazda MX5			
1 -	2:13.358	+ 3.693	9:57:59.496	4 -	2:25.614	+ 15.949	10:04:51.589
2 -	2:14.618	+ 4.953	10:00:14.114	5 -	2:12.725	+ 3.060	10:07:04.314
3 -	2:11.861	+ 2.196	10:02:25.975	6 -	<b>2:09.665</b>		<b>10:09:13.979</b>
<b>49</b>	<b>Chris CHADWICK</b>			Mazda MX5			
1 -	2:21.796	+ 9.458	9:58:07.523	4 -	2:12.979	+ 0.641	10:05:08.544
2 -	2:13.663	+ 1.325	10:00:21.186	5 -	2:12.570	+ 0.232	10:07:21.114
3 -	2:34.379	+ 22.041	10:02:55.565	6 -	<b>2:12.338</b>		<b>10:09:33.452</b>
<b>51</b>	<b>Carly LATCHAM</b>			Mazda MX5			
1 -	2:20.008	+ 5.820	9:57:58.179	4 -	2:16.068	+ 1.880	10:04:47.913
2 -	2:16.638	+ 2.450	10:00:14.817	5 -	2:16.979	+ 2.791	10:07:04.892
3 -	2:17.028	+ 2.840	10:02:31.845	6 -	<b>2:14.188</b>		<b>10:09:19.080</b>
<b>58</b>	<b>Marcus CARNIEL</b>			Mazda MX5			
1 -	2:12.924	+ 2.886	9:58:38.821	4 -	<b>2:10.038</b>		<b>10:05:12.632</b>
2 -	2:12.506	+ 2.468	10:00:51.327	5 -	2:12.574	+ 2.536	10:07:25.206
3 -	2:11.267	+ 1.229	10:03:02.594	6 -	2:10.881	+ 0.843	10:09:36.087
<b>59</b>	<b>Ben ROBINSON</b>			Mazda MX5			
1 -	2:07.509	+ 0.097	9:57:24.959	4 -	<b>2:07.412</b>		<b>10:03:50.100</b>
2 -	2:10.141	+ 2.729	9:59:35.100	5 -	2:07.466	+ 0.054	10:05:57.566
3 -	2:07.588	+ 0.176	10:01:42.688	6 -	2:07.471	+ 0.059	10:08:05.037
<b>60</b>	<b>Lee REYNOLDS</b>			Mazda MX5			
1 -	2:11.369	+ 1.348	9:57:29.236	4 -	2:19.103	+ 9.082	10:04:10.971
2 -	2:11.299	+ 1.278	9:59:40.535	5 -	2:11.217	+ 1.196	10:06:22.188
3 -	2:11.333	+ 1.312	10:01:51.868	6 -	<b>2:10.021</b>		<b>10:08:32.209</b>

Weather / Track : Bright / Dry

Oulton Park International  
Circuit Length = 2.6920 miles  
Start: 09:52 End: 10:10

# Ma5da MX5 Championship

## QUALIFYING - GROUP 2 - LAP ANALYSIS


<b>62</b>	<b>Chris LOVETT</b>		Mazda MX5			
1 -	2:11.837	+ 2.614	9:57:24.865	4 -	<b>2:09.223</b>	10:03:59.670
2 -	2:11.807	+ 2.584	9:59:36.672	5 -	2:09.959	+ 0.736
3 -	2:13.775	+ 4.552	10:01:50.447	6 -	2:12.541	+ 3.318
<b>65</b>	<b>Matthew POTTER</b>		Mazda MX5			
1 -	2:18.643	+ 5.190	9:57:54.535	3 -	<b>2:13.453</b>	10:02:23.599
2 -	2:15.611	+ 2.158	10:00:10.146	4 -	2:13.710	+ 0.257
<b>69</b>	<b>Matt ROBINSON</b>		Mazda MX5			
1 -	2:10.199	+ 1.326	9:57:26.935	4 -	<b>2:08.873</b>	10:03:58.900
2 -	2:10.599	+ 1.726	9:59:37.534	5 -	2:10.262	+ 1.389
3 -	2:12.493	+ 3.620	10:01:50.027	6 -	2:12.106	+ 3.233
<b>70</b>	<b>David EVANS</b>		Mazda MX5			
1 -	2:15.729	+ 3.157	9:57:59.135	4 -	2:15.164	+ 2.592
2 -	2:17.324	+ 4.752	10:00:16.459	5 -	2:12.758	+ 0.186
3 -	2:13.807	+ 1.235	10:02:30.266	6 -	<b>2:12.572</b>	10:09:10.760
<b>77</b>	<b>John COCKBURN-EVANS</b>		Mazda MX5			
1 -	2:19.228	+ 1.438	9:57:52.575	4 -	2:19.741	+ 1.951
2 -	2:19.252	+ 1.462	10:00:11.827	5 -	2:18.041	+ 0.251
3 -	2:17.921	+ 0.131	10:02:29.748	6 -	<b>2:17.790</b>	10:09:25.320
<b>78</b>	<b>Kevin DENGATE</b>		Mazda MX5			
1 -	2:30.984	+ 19.196	9:58:16.205	4 -	<b>2:11.788</b>	10:04:54.442
2 -	2:13.748	+ 1.960	10:00:29.953	5 -	2:15.316	+ 3.528
3 -	2:12.701	+ 0.913	10:02:42.654	6 -	2:48.363	+ 36.575
<b>81</b>	<b>Richard BRELAND</b>		Mazda MX5			
1 -	2:08.548	+ 0.464	9:57:17.347	4 -	2:09.248	+ 1.164
2 -	2:08.653	+ 0.569	9:59:26.000	5 -	2:09.119	+ 1.035
3 -	2:09.367	+ 1.283	10:01:35.367	6 -	<b>2:08.084</b>	10:08:01.818
<b>82</b>	<b>Christopher WOODGER</b>		Mazda MX5			
1 -	2:12.332	+ 0.507	9:57:43.160	4 -	2:22.444	+ 10.619
2 -	2:12.490	+ 0.665	9:59:55.650	5 -	2:14.416	+ 2.591
3 -	2:53.140	+ 41.315	10:02:48.790	6 -	<b>2:11.825</b>	10:09:37.475
<b>92</b>	<b>Angus ASHTON</b>		Mazda MX5			
1 -	<b>2:12.207</b>		<b>9:57:23.674</b>	4 -	2:13.615	+ 1.408
2 -	2:12.683	+ 0.476	9:59:36.357	5 -	2:12.807	+ 0.600
3 -	2:14.769	+ 2.562	10:01:51.126	6 -	2:12.523	+ 0.316

Weather / Track : Bright / Dry

Oulton Park International  
Circuit Length = 2.6920 miles  
Start: 09:52 End: 10:10

# Ma5da MX5 Championship

## RACE 3 - GRID

ROW 17	20	Philippe RETOURNE					
ROW 16			77	John COCKBURN-EVANS			
ROW 15	65	Matthew POTTER		29	Stephen WILLIAMS		
ROW 14			45	Gary HUFFORD	87	William CHAPPELL	
ROW 13	70	David EVANS		67	Rob CARRIGAN		
ROW 12			92	Angus ASHTON		76	Brian CHANDLER
ROW 11	78	Kevin DENGATE		44	Salvatore BIVONA		
ROW 10			37	Kevin TAYLOR		23	Martin TOLLEY
ROW 9	15	Daniel TURBARD		28	James MAXFIELD		
ROW 8			42	Charlie CHARMAN		43	Fahad HIZAM
ROW 7	60	Lee REYNOLDS		73	Ben SHORT		
ROW 6			48	James BLAKE-BALDWIN		55	Martin STEVINSON
ROW 5	34	Jim EDWARDS		97	Andrew CLARKSON		
ROW 4			40	Alan HENDERSON		5	Alyn ROBSON
ROW 3	18	Paul SHEARD		90	Matthew DAVIES		
ROW 2			10	Adam GORE		56	Chris ROWLINSON
ROW 1	1	Tom ROCHE		2	Jonathan GREENSMITH		
<b>Pole</b>							
							


Oulton Park International  
Circuit Length = 2.6920 miles

**These results are provisional until the conclusion of any judicial and technical matters.**

Clerk of Course :		Timekeeper :
-------------------	--	--------------

# Ma5da MX5 Championship

## RACE 5 - GRID

ROW 16	24	Derek BROOK	12	Ian PRESCOTT
ROW 15	51	Carly LATCHAM	47	Stephen CRAGGS
ROW 14	22	Scott FERGUSON	71	Steven ANDREW
ROW 13	35	Chloe EDWARDS	85	Mark RODWAY
ROW 12	49	Chris CHADWICK	74	David WILLOUGHBY
ROW 11	82	Christopher WOODGER	79	Andrew CHILDS
ROW 10	25	Iain CAMERON	36	Jade EDWARDS
ROW 9	38	John KINGHORN	33	Craig JOHNS
ROW 8	7	Kevin MIDDLETON	68	Justin NEWNAM
ROW 7	58	Marcus CARNIEL	13	Scott LEACH
ROW 6	31	Andy COOMBS	32	Charles PLUMLEY
ROW 5	62	Chris LOVETT	99	Jonathan BLAKE
ROW 4	69	Matt ROBINSON	17	Nick GILFILLAN
ROW 3	81	Richard BRELAND	30	Wayne le MONTAIS
ROW 2	59	Ben ROBINSON	50	Luke HERBERT
ROW 1	19	Chris DAWKINS	3	Robert BOSTON
<b>Pole</b>				
				

Oulton Park International  
Circuit Length = 2.6920 miles


**These results are provisional until the conclusion of any judicial and technical matters.**

Clerk of Course :

Timekeeper :

# Ma5da MX5 Championship

## RACE 10 - GRID

ROW 16			24	Derek BROOK
ROW 15	29	Stephen WILLIAMS	51	Carly LATCHAM
ROW 14	87	William CHAPPELL	22	Scott FERGUSON
ROW 13	67	Rob CARRIGAN	35	Chloe EDWARDS
ROW 12	76	Brian CHANDLER	49	Chris CHADWICK
ROW 11	44	Salvatore BIVONA	82	Christopher WOODGER
ROW 10	23	Martin TOLLEY	25	Iain CAMERON
ROW 9	28	James MAXFIELD	38	John KINGHORN
ROW 8	43	Fahad HIZAM	7	Kevin MIDDLETON
ROW 7	73	Ben SHORT	58	Marcus CARNIEL
ROW 6	55	Martin STEVINSON	31	Andy COOMBS
ROW 5	97	Andrew CLARKSON	62	Chris LOVETT
ROW 4	5	Alyn ROBSON	69	Matt ROBINSON
ROW 3	90	Matthew DAVIES	81	Richard BRELAND
ROW 2	56	Chris ROWLINSON	59	Ben ROBINSON
ROW 1	2	Jonathan GREENSMITH	19	Chris DAWKINS
<b>Pole</b>				
				


Oulton Park International  
Circuit Length = 2.6920 miles

Clerk of Course :

Timekeeper :

# Ma5da MX5 Championship

## RACE 12 - GRID

ROW 17		20 Philippe RETOURNE	
ROW 16	12 Ian PRESCOTT		77 John COCKBURN-EVANS
ROW 15	47 Stephen CRAGGS	65 Matthew POTTER	
ROW 14	71 Steven ANDREW		45 Gary HUFFORD
ROW 13	85 Mark RODWAY	70 David EVANS	
ROW 12	74 David WILLOUGHBY		92 Angus ASHTON
ROW 11	79 Andrew CHILDS	78 Kevin DENGATE	
ROW 10	36 Jade EDWARDS		37 Kevin TAYLOR
ROW 9	33 Craig JOHNS	15 Daniel TURBARD	
ROW 8	68 Justin NEWNAM		42 Charlie CHARMAN
ROW 7	13 Scott LEACH	60 Lee REYNOLDS	
ROW 6	32 Charles PLUMLEY		48 James BLAKE-BALDWIN
ROW 5	99 Jonathan BLAKE	34 Jim EDWARDS	
ROW 4	17 Nick GILFILLAN		40 Alan HENDERSON
ROW 3	30 Wayne le MONTAIS	18 Paul SHEARD	
ROW 2	50 Luke HERBERT		10 Adam GORE
ROW 1	3 Robert BOSTON	1 Tom ROCHE	
<b>Pole</b>			
			

Oulton Park International  
Circuit Length = 2.6920 miles

Clerk of Course :

Timekeeper :

# Ma5da MX5 Championship

## RACE 3 - CLASSIFICATION

POS	NO	CL	NAME	ENTRY	LAPS	TIME	GAP	DIFF	MPH	BEST	ON
1	56	C	Chris ROWLINSON	Mazda MX5	7	15:02.783			75.14	2:07.248	5
2	2	C	Jonathan GREENSMITH	Mazda MX5	7	15:05.917	3.134	3.134	74.88	2:07.263	3
3	90	C	Matthew DAVIES	Mazda MX5	7	15:08.370	5.587	2.453	74.68	2:07.304	2
4	10	B	Adam GORE	Mazda MX5	7	15:08.846	6.063	0.476	74.64	2:07.636	4
5	40	B	Alan HENDERSON	Mazda MX5	7	15:11.836	9.053	2.990	74.39	2:07.516	2
6	97	C	Andrew CLARKSON	Mazda MX5	7	15:16.561	13.778	4.725	74.01	2:08.953	6
7	73	C	Ben SHORT	Mazda MX5	7	15:19.415	16.632	2.854	73.78	2:09.522	5
8	18	B	Paul SHEARD	Mazda MX5	7	15:21.116	18.333	1.701	73.64	2:07.849	2
9	34	B	Jim EDWARDS	Mazda MX5	7	15:23.003	20.220	1.887	73.49	2:10.136	2
10	55	C	Martin STEVINSON	Mazda MX5	7	15:23.079	20.296	0.076	73.49	2:09.699	2
11	23	C	Martin TOLLEY	Mazda MX5	7	15:38.879	36.096	15.800	72.25	2:11.987	6
12	28	C	James MAXFIELD	Mazda MX5	7	15:39.025	36.242	0.146	72.24	2:11.830	6
13	42	B	Charlie CHARMAN	Mazda MX5	7	15:39.473	36.690	0.448	72.20	2:10.147	5
14	43	C	Fahad HIZAM	Mazda MX5	7	15:39.731	36.948	0.258	72.18	2:09.779	6
15	87	C	William CHAPPELL	Mazda MX5	7	15:39.909	37.126	0.178	72.17	2:09.383	7
16	67	C	Rob CARRIGAN	Mazda MX5	7	15:45.973	43.190	6.064	71.71	2:11.103	6
17	37	B	Kevin TAYLOR	Mazda MX5	7	15:47.990	45.207	2.017	71.56	2:11.328	7
18	60	B	Lee REYNOLDS	Mazda MX5	7	16:01.226	58.443	13.236	70.57	2:11.867	5
19	45	B	Gary HUFFORD	Mazda MX5	7	16:06.197	1:03.414	4.971	70.21	2:13.246	7
20	76	C	Brian CHANDLER	Mazda MX5	7	16:07.459	1:04.676	1.262	70.12	2:12.072	5
21	92	B	Angus ASHTON	Mazda MX5	7	16:08.433	1:05.650	0.974	70.05	2:13.731	6
22	29	C	Stephen WILLIAMS	Mazda MX5	7	16:18.290	1:15.507	9.857	69.34	2:16.320	5
23	70	B	David EVANS	Mazda MX5	7	16:19.476	1:16.693	1.186	69.26	2:12.228	4
24	65	B	Matthew POTTER	Mazda MX5	7	16:26.810	1:24.027	7.334	68.74	2:13.386	7
25	77	B	John COCKBURN-EVANS	Mazda MX5	7	16:32.776	1:29.993	5.966	68.33	2:17.277	7
26	20	B	Philippe RETOURNE	Mazda MX5	6	15:15.141	1 lap	1 lap	63.53	2:27.495	4
NOT CLASSIFIED											
DNF	15	B	Daniel TURBARD	Mazda MX5	6	13:21.880	1 lap		72.51	2:09.433	3
DNF	1	B	Tom ROCHE	Mazda MX5	5	10:47.778	2 laps	1 lap	74.80	2:07.295	3
DNF	48	B	James BLAKE-BALDWIN	Mazda MX5	3	6:44.505	4 laps	2 laps	71.87	2:10.422	3
DNF	44	C	Salvatore BIVONA	Mazda MX5	2	4:39.438	5 laps	1 lap	69.36	2:13.775	2
DNF	5	C	Alyn ROBSON	Mazda MX5	0						
DNF	78	B	Kevin DENGATE	Mazda MX5	0						
FASTEST LAP											
56	C	Chris ROWLINSON	Mazda MX5		5	2:07.248		76.16 mph		122.56 kph	
1	B	Tom ROCHE	Mazda MX5		3	2:07.295		76.13 mph		122.52 kph	

Weather / Track : Bright / Dry

These results are provisional until the conclusion of any judicial and technical matters.

Oulton Park International  
Circuit Length = 2.6920 miles  
Start: 12:47 End: 13:04

Clerk of Course :	Timekeeper :
-------------------	--------------

# Ma5da MX5 Championship

## RACE 3 - LAP CHART

Lap 1			Lap 2			Lap 3			Lap 4			Lap 5		
No	Behind	Laptime	No	Behind	Laptime	No	Behind	Laptime	No	Behind	Laptime	No	Behind	Laptime
2		2:13.789	2		2:07.906	2		2:07.263	1		2:07.308	56		2:07.248
1	0.156	2:13.945	1	0.199	2:07.949	1	0.231	2:07.295	2	0.081	2:07.620	1	1.388	2:11.281
56	1.819	2:15.608	56	1.865	2:07.952	56	2.891	2:08.289	56	2.645	2:07.293	10	2.882	2:07.873
10	1.971	2:15.760	10	2.068	2:08.003	10	4.805	2:10.000	10	4.902	2:07.636	90	4.051	2:07.981
18	3.085	2:16.874	18	3.028	2:07.849	18	5.244	2:09.479	18	5.746	2:08.041	2	4.502	2:14.314
90	3.827	2:17.616	90	3.225	2:07.304	90	5.379	2:09.417	90	5.963	2:08.123	40	5.079	2:08.049
40	4.241	2:18.030	40	3.851	2:07.516	40	5.724	2:09.136	40	6.923	2:08.738	97	10.912	2:10.062
34	5.100	2:18.889	97	6.495	2:08.974	97	8.824	2:09.592	97	10.743	2:09.458	73	13.833	2:09.522
97	5.427	2:19.216	34	7.330	2:10.136	34	10.277	2:10.210	34	14.085	2:11.347	18	14.782	2:18.929
73	5.625	2:19.414	73	7.528	2:09.809	73	10.555	2:10.290	73	14.204	2:11.188	34	14.928	2:10.736
55	6.101	2:19.890	55	7.894	2:09.699	55	10.809	2:10.178	55	14.509	2:11.239	15	15.239	2:10.449
42	7.507	2:21.296	15	9.646	2:09.824	15	11.816	2:09.433	15	14.683	2:10.406	55	15.445	2:10.829
15	7.728	2:21.517	48	12.388	2:11.661	48	15.547	2:10.422	28	23.871	2:13.264	23	26.996	2:12.393
28	8.120	2:21.909	28	13.203	2:12.989	28	18.146	2:12.206	37	23.926	2:12.819	28	27.845	2:13.867
23	8.470	2:22.259	23	14.113	2:13.549	37	18.646	2:11.507	23	24.496	2:13.036	42	31.718	2:10.147
48	8.633	2:22.422	37	14.402	2:12.319	23	18.999	2:12.149	42	31.464	2:13.689	43	33.092	2:10.295
60	9.399	2:23.188	92	16.919	2:13.871	60	24.798	2:14.756	87	32.369	2:14.652	87	34.332	2:11.856
37	9.989	2:23.778	45	17.261	2:13.361	45	25.066	2:15.068	43	32.690	2:14.463	67	34.859	2:11.126
92	10.954	2:24.743	60	17.305	2:15.812	87	25.256	2:14.511	67	33.626	2:14.359	37	38.886	2:24.853
45	11.806	2:25.595	44	17.743	2:13.775	42	25.314	2:13.756	45	33.882	2:16.355	60	40.679	2:11.867
44	11.874	2:25.663	76	17.915	2:13.437	43	25.766	2:14.797	70	34.408	2:12.228	70	50.805	2:26.290
76	12.384	2:26.173	87	18.008	2:12.587	67	26.806	2:14.150	60	38.705	2:21.446	92	51.296	2:15.045
87	13.327	2:27.116	43	18.232	2:11.373	70	29.719	2:15.752	92	46.144	2:13.820	76	51.756	2:12.072
43	14.765	2:28.554	42	18.821	2:19.220	92	39.863	2:30.207	76	49.577	2:14.159	45	52.888	2:28.899
67	15.134	2:28.923	67	19.919	2:12.691	77	40.410	2:19.575	29	51.468	2:18.157	29	57.895	2:16.320
70	15.936	2:29.725	70	21.230	2:13.200	29	40.850	2:20.806	77	1:02.228	2:29.357	77	1:11.297	2:18.962
29	17.847	2:31.636	29	27.307	2:17.366	76	42.957	2:32.305	65	1:08.300	2:16.805	65	1:11.909	2:13.502
77	18.446	2:32.235	77	28.098	2:17.558	65	59.034	2:17.479	20	1:32.428	2:27.495	20	1:50.295	2:27.760
20	29.296	2:43.085	65	48.818	2:20.877	20	1:12.472	2:27.981						
65	35.847	2:49.636	20	51.754	2:30.364									

Weather / Track : Bright / Dry

Oulton Park International  
Circuit Length = 2.6920 miles  
Start: 12:47 End: 13:04

# Ma5da MX5 Championship

## RACE 3 - LAP CHART

Lap 6			Lap 7		
No	Behind	Laptime	No	Behind	Laptime
56		2:08.029	56		2:08.364
2	3.949	2:07.476	2	3.134	2:07.549
90	4.251	2:08.229	90	5.587	2:09.700
10	4.352	2:09.499	10	6.063	2:10.075
40	7.366	2:10.316	40	9.053	2:10.051
97	11.836	2:08.953	20	1 LAP	2:38.456
73	15.421	2:09.617	97	13.778	2:10.306
34	17.750	2:10.851	73	16.632	2:09.575
18	17.989	2:11.236	18	18.333	2:08.708
55	18.158	2:10.742	34	20.220	2:10.834
15	27.461	2:20.251	55	20.296	2:10.502
23	30.954	2:11.987	23	36.096	2:13.506
28	31.646	2:11.830	28	36.242	2:12.960
42	33.837	2:10.148	42	36.690	2:11.217
43	34.842	2:09.779	43	36.948	2:10.470
87	36.107	2:09.804	87	37.126	2:09.383
67	37.933	2:11.103	67	43.190	2:13.621
37	42.243	2:11.386	37	45.207	2:11.328
60	51.218	2:18.568	60	58.443	2:15.589
92	56.998	2:13.731	45	1:03.414	2:13.246
76	58.065	2:14.338	76	1:04.676	2:14.975
45	58.532	2:13.673	92	1:05.650	2:17.016
29	1:07.006	2:17.140	29	1:15.507	2:16.865
70	1:08.720	2:25.944	70	1:16.693	2:16.337
65	1:19.005	2:15.125	65	1:24.027	2:13.386
77	1:21.080	2:17.812	77	1:29.993	2:17.277

Weather / Track : Bright / Dry

Oulton Park International  
Circuit Length = 2.6920 miles  
Start: 12:47 End: 13:04

# Ma5da MX5 Championship

## RACE 5 - CLASSIFICATION

POS	NO	CL	NAME	ENTRY	LAPS	TIME	GAP	DIFF	MPH	BEST	ON
1	3	A	Robert BOSTON	Mazda MX5	7	14:53.232			75.94	2:06.325	3
2	19	D	Chris DAWKINS	Mazda MX5	7	14:54.350	1.118	1.118	75.85	2:06.544	7
3	50	A	Luke HERBERT	Mazda MX5	7	15:04.208	10.976	9.858	75.02	2:06.943	4
4	59	D	Ben ROBINSON	Mazda MX5	7	15:04.452	11.220	0.244	75.00	2:07.579	7
5	81	D	Richard BRELAND	Mazda MX5	7	15:05.440	12.208	0.988	74.92	2:08.151	7
6	30	A	Wayne le MONTAIS	Mazda MX5	7	15:13.550	20.318	8.110	74.25	2:09.021	2
7	69	D	Matt ROBINSON	Mazda MX5	7	15:14.146	20.914	0.596	74.21	2:09.265	5
8	99	A	Jonathan BLAKE	Mazda MX5	7	15:14.855	21.623	0.709	74.15	2:08.622	4
9	17	A	Nick GILFILLAN	Mazda MX5	7	15:15.273	22.041	0.418	74.11	2:08.948	7
10	7	D	Kevin MIDDLETON	Mazda MX5	7	15:32.286	39.054	17.013	72.76	2:10.338	4
11	38	D	John KINGHORN	Mazda MX5	7	15:33.060	39.828	0.774	72.70	2:10.244	7
12	68	A	Justin NEWNAM	Mazda MX5	7	15:35.444	42.212	2.384	72.52	2:11.278	7
13	58	D	Marcus CARNIEL	Mazda MX5	7	15:36.285	43.053	0.841	72.45	2:11.103	7
14	31	D	Andy COOMBS	Mazda MX5	7	15:36.455	43.223	0.170	72.44	2:11.603	4
15	62	D	Chris LOVETT	Mazda MX5	7	15:38.329	45.097	1.874	72.29	2:10.994	3
16	35	D	Chloe EDWARDS	Mazda MX5	7	15:40.853	47.621	2.524	72.10	2:11.382	6
17	33	A	Craig JOHNS	Mazda MX5	7	15:42.198	48.966	1.345	72.00	2:11.622	3
18	25	D	Iain CAMERON	Mazda MX5	7	15:43.694	50.462	1.496	71.88	2:11.645	5
19	79	A	Andrew CHILDS	Mazda MX5	7	15:53.377	1:00.145	9.683	71.15	2:12.698	3
20	74	A	David WILLOUGHBY	Mazda MX5	7	15:54.043	1:00.811	0.666	71.10	2:13.062	6
21	85	A	Mark RODWAY	Mazda MX5	7	15:55.303	1:02.071	1.260	71.01	2:13.494	7
22	49	D	Chris CHADWICK	Mazda MX5	7	15:56.735	1:03.503	1.432	70.90	2:12.146	7
23	36	A	Jade EDWARDS	Mazda MX5	7	15:57.015	1:03.783	0.280	70.88	2:09.956	5
24	22	D	Scott FERGUSON	Mazda MX5	7	15:58.130	1:04.898	1.115	70.80	2:11.983	2
25	51	D	Carly LATCHAM	Mazda MX5	7	16:04.687	1:11.455	6.557	70.32	2:13.985	7
26	71	A	Steven ANDREW	Mazda MX5	7	16:04.977	1:11.745	0.290	70.30	2:13.984	7
27	47	A	Stephen CRAGGS	Mazda MX5	7	16:07.704	1:14.472	2.727	70.10	2:14.494	6
28	12	A	Ian PRESCOTT	Mazda MX5	7	16:13.966	1:20.734	6.262	69.65	2:16.388	5
29	24	D	Derek BROOK	Mazda MX5	7	16:39.952	1:46.720	25.986	67.84	2:14.912	4

### NOT CLASSIFIED

DNF	13	A	Scott LEACH	Mazda MX5	6	13:23.409	1 lap	1 lap	72.37	2:09.464	4
DNF	82	D	Christopher WOODGER	Mazda MX5	4	9:03.647	3 laps	2 laps	71.30	2:11.771	3
DNF	32	A	Charles PLUMLEY	Mazda MX5	1	2:17.877	6 laps	3 laps	70.28		

### FASTEST LAP

3	A	Robert BOSTON	Mazda MX5	3	2:06.325	76.71 mph	123.46 kph
19	D	Chris DAWKINS	Mazda MX5	7	2:06.544	76.58 mph	123.25 kph

Weather / Track : Sunny / Dry

These results are provisional until the conclusion of any judicial and technical matters.

Oulton Park International  
Circuit Length = 2.6920 miles  
Start: 14:09 End: 14:26

Clerk of Course :		Timekeeper :	
-------------------	--	--------------	--

# Ma5da MX5 Championship

## RACE 5 - LAP CHART

Lap 1			Lap 2			Lap 3			Lap 4			Lap 5		
No	Behind	Laptime	No	Behind	Laptime	No	Behind	Laptime	No	Behind	Laptime	No	Behind	Laptime
3		2:11.444	3		2:06.722	3		2:06.325	3		2:06.887	3		2:06.622
19	0.631	2:12.075	19	0.652	2:06.743	19	1.465	2:07.138	19	1.893	2:07.315	19	2.743	2:07.472
81	2.879	2:14.323	81	4.933	2:08.776	59	6.767	2:08.159	59	7.989	2:08.109	59	10.332	2:08.965
59	3.202	2:14.646	59	4.933	2:08.453	81	6.999	2:08.391	81	8.342	2:08.230	50	10.440	2:08.534
30	4.351	2:15.795	30	6.650	2:09.021	50	8.472	2:08.004	50	8.528	2:06.943	81	10.896	2:09.176
50	5.087	2:16.531	50	6.793	2:08.428	30	9.969	2:09.644	30	12.826	2:09.744	30	15.566	2:09.362
69	5.740	2:17.184	69	8.655	2:09.637	69	12.179	2:09.849	69	14.737	2:09.445	69	17.380	2:09.265
17	5.885	2:17.329	17	8.732	2:09.569	17	12.654	2:10.247	17	15.289	2:09.522	17	17.679	2:09.012
32	6.433	2:17.877	99	11.092	2:11.044	99	13.793	2:09.026	99	15.528	2:08.622	99	17.988	2:09.082
99	6.770	2:18.214	31	14.749	2:11.755	31	20.042	2:11.618	31	24.758	2:11.603	31	30.232	2:12.096
31	9.716	2:21.160	62	15.772	2:12.353	62	20.441	2:10.994	62	25.011	2:11.457	7	30.695	2:12.206
62	10.141	2:21.585	58	16.467	2:12.984	7	21.660	2:11.326	7	25.111	2:10.338	62	30.822	2:12.433
58	10.205	2:21.649	7	16.659	2:13.069	58	22.311	2:12.169	68	27.097	2:11.522	38	31.663	2:11.172
7	10.312	2:21.756	68	16.882	2:12.245	68	22.462	2:11.905	38	27.113	2:11.093	13	32.898	2:11.959
33	11.035	2:22.479	38	18.244	2:12.596	38	22.907	2:10.988	58	27.269	2:11.845	68	34.841	2:14.366
68	11.359	2:22.803	82	19.089	2:12.693	82	24.535	2:11.771	13	27.561	2:09.464	58	35.285	2:14.638
38	12.370	2:23.814	49	19.346	2:12.385	13	24.984	2:11.053	82	32.269	2:14.621	35	38.919	2:11.708
36	12.478	2:23.922	22	19.929	2:11.983	22	26.800	2:13.196	22	33.067	2:13.154	33	40.275	2:12.982
82	13.118	2:24.562	13	20.256	2:11.773	33	28.184	2:11.622	35	33.833	2:11.542	36	40.634	2:09.956
49	13.683	2:25.127	33	22.887	2:18.574	35	29.178	2:11.852	33	33.915	2:12.618	25	40.929	2:11.645
22	14.668	2:26.112	35	23.651	2:13.088	25	30.628	2:12.767	25	35.906	2:12.165	79	48.813	2:17.924
13	15.205	2:26.649	25	24.186	2:12.924	79	31.516	2:12.698	36	37.300	2:10.773	74	49.532	2:15.214
79	17.012	2:28.456	79	25.143	2:14.853	74	32.562	2:13.392	79	37.511	2:12.882	85	50.239	2:15.451
35	17.285	2:28.729	74	25.495	2:14.808	85	33.222	2:13.555	74	40.940	2:15.265	49	52.877	2:13.636
74	17.409	2:28.853	85	25.992	2:14.427	36	33.414	2:12.296	85	41.410	2:15.075	22	53.974	2:27.529
25	17.984	2:29.428	47	27.202	2:14.854	47	39.044	2:18.167	49	45.863	2:13.565	51	58.139	2:15.157
85	18.287	2:29.731	36	27.443	2:21.687	49	39.185	2:26.164	71	48.565	2:15.629	71	58.451	2:16.508
47	19.070	2:30.514	51	29.976	2:16.999	71	39.823	2:15.460	51	49.604	2:15.978	47	1:00.095	2:16.015
24	19.486	2:30.930	71	30.688	2:17.179	51	40.513	2:16.862	47	50.702	2:18.545	24	1:01.056	2:15.567
51	19.699	2:31.143	12	30.963	2:16.912	12	41.938	2:17.300	12	51.675	2:16.624	12	1:01.441	2:16.388
71	20.231	2:31.675	24	32.561	2:19.797	24	44.086	2:17.850	24	52.111	2:14.912			
12	20.773	2:32.217												

Weather / Track : Sunny / Dry

Oulton Park International  
Circuit Length = 2.6920 miles  
Start: 14:09 End: 14:26

# Ma5da MX5 Championship

## RACE 5 - LAP CHART

Lap 6			Lap 7		
No	Behind	Laptime	No	Behind	Laptime
3		2:08.598	3		2:06.634
19	1.208	2:07.063	19	1.118	2:06.544
50	10.071	2:08.229	50	10.976	2:07.539
59	10.275	2:08.541	59	11.220	2:07.579
81	10.691	2:08.393	81	12.208	2:08.151
30	16.612	2:09.644	30	20.318	2:10.340
69	18.055	2:09.273	69	20.914	2:09.493
99	19.305	2:09.915	99	21.623	2:08.952
17	19.727	2:10.646	17	22.041	2:08.948
7	34.090	2:11.993	7	39.054	2:11.598
38	36.218	2:13.153	38	39.828	2:10.244
13	36.811	2:12.511	68	42.212	2:11.278
62	37.289	2:15.065	58	43.053	2:11.103
68	37.568	2:11.325	31	43.223	2:11.986
31	37.871	2:16.237	62	45.097	2:14.442
58	38.584	2:11.897	35	47.621	2:12.552
35	41.703	2:11.382	33	48.966	2:11.830
33	43.770	2:12.093	25	50.462	2:12.712
25	44.384	2:12.053	79	1:00.145	2:12.983
79	53.796	2:13.581	74	1:00.811	2:13.449
74	53.996	2:13.062	85	1:02.071	2:13.494
85	55.211	2:13.570	49	1:03.503	2:12.146
36	56.966	2:24.930	36	1:03.783	2:13.451
49	57.991	2:13.712	22	1:04.898	2:12.364
22	59.168	2:13.792	51	1:11.455	2:13.985
51	1:04.104	2:14.563	71	1:11.745	2:13.984
71	1:04.395	2:14.542	47	1:14.472	2:15.115
47	1:05.991	2:14.494	12	1:20.734	2:17.424
24	1:09.666	2:17.208	24	1:46.720	2:43.688
12	1:09.944	2:17.101			

Weather / Track : Sunny / Dry

Oulton Park International  
Circuit Length = 2.6920 miles  
Start: 14:09 End: 14:26

# Ma5da MX5 Championship

## RACE 10 - CLASSIFICATION

POS	NO	CL	NAME	ENTRY	LAPS	TIME	GAP	DIFF	MPH	BEST	ON
1	2	C	Jonathan GREENSMITH	Mazda MX5	5	10:43.312			75.32	2:07.078	2
2	56	C	Chris ROWLINSON	Mazda MX5	5	10:44.494	1.182	1.182	75.18	2:07.214	4
3	59	D	Ben ROBINSON	Mazda MX5	5	10:44.871	1.559	0.377	75.14	2:07.302	5
4	81	D	Richard BRELAND	Mazda MX5	5	10:45.549	2.237	0.678	75.06	2:07.309	4
5	5	C	Alyn ROBSON	Mazda MX5	5	10:45.792	2.480	0.243	75.03	2:06.890	3
6	90	C	Matthew DAVIES	Mazda MX5	5	10:46.253	2.941	0.461	74.98	2:06.910	3
7	19	D	Chris DAWKINS	Mazda MX5	5	10:46.661	3.349	0.408	74.93	2:06.406	4
8	69	D	Matt ROBINSON	Mazda MX5	5	10:54.395	11.083	7.734	74.04	2:08.936	5
9	73	C	Ben SHORT	Mazda MX5	5	10:54.988	11.676	0.593	73.98	2:08.717	4
10	55	C	Martin STEVINSON	Mazda MX5	5	11:03.180	19.868	8.192	73.06	2:10.182	4
11	62	D	Chris LOVETT	Mazda MX5	5	11:05.506	22.194	2.326	72.81	2:11.109	4
12	58	D	Marcus CARNIEL	Mazda MX5	5	11:05.593	22.281	0.087	72.80	2:10.362	5
13	7	D	Kevin MIDDLETON	Mazda MX5	5	11:13.567	30.255	7.974	71.94	2:12.034	5
14	49	D	Chris CHADWICK	Mazda MX5	5	11:18.014	34.702	4.447	71.46	2:11.289	5
15	87	C	William CHAPPELL	Mazda MX5	5	11:18.417	35.105	0.403	71.42	2:11.448	5
16	38	D	John KINGHORN	Mazda MX5	5	11:18.627	35.315	0.210	71.40	2:11.527	5
17	25	D	Iain CAMERON	Mazda MX5	5	11:18.850	35.538	0.223	71.38	2:11.318	5
18	76	C	Brian CHANDLER	Mazda MX5	5	11:21.582	38.270	2.732	71.09	2:12.515	2
19	35	D	Chloe EDWARDS	Mazda MX5	5	11:22.553	39.241	0.971	70.99	2:11.770	2
20	23	C	Martin TOLLEY	Mazda MX5	5	11:23.162	39.850	0.609	70.92	2:12.956	2
21	28	C	James MAXFIELD	Mazda MX5	5	11:23.336	40.024	0.174	70.91	2:13.041	2
22	43	C	Fahad HIZAM	Mazda MX5	5	11:23.396	40.084	0.060	70.90	2:13.650	2
23	31	D	Andy COOMBS	Mazda MX5	5	11:25.802	42.490	2.406	70.65	2:13.546	3
24	51	D	Carly LATCHAM	Mazda MX5	5	11:33.407	50.095	7.605	69.88	2:15.154	5
25	29	C	Stephen WILLIAMS	Mazda MX5	5	11:35.552	52.240	2.145	69.66	2:15.592	5
26	24	D	Derek BROOK	Mazda MX5	5	11:45.363	1:02.051	9.811	68.69	2:16.999	2
27	44	C	Salvatore BIVONA	Mazda MX5	5	11:50.350	1:07.038	4.987	68.21	2:12.955	2
NOT CLASSIFIED											
DNF	22	D	Scott FERGUSON	Mazda MX5	3	6:53.866	2 laps	2 laps	70.24	2:12.966	2
DNF	97	C	Andrew CLARKSON	Mazda MX5	2	5:41.146	3 laps	1 lap	56.81		
DNF	67	C	Rob CARRIGAN	Mazda MX5	1	3:03.268	4 laps	1 lap	52.88		
FASTEST LAP											
19	D	Chris DAWKINS	Mazda MX5	4	2:06.406			76.66 mph		123.38 kph	
5	C	Alyn ROBSON	Mazda MX5	3	2:06.890			76.37 mph		122.91 kph	

Weather / Track : Sunny / Dry  
 These results are provisional until the conclusion of any judicial and technical matters.

Oulton Park International  
 Circuit Length = 2.6920 miles  
 Start: 17:34 End: 17:46

Clerk of Course :	Timekeeper :
-------------------	--------------

# Ma5da MX5 Championship

## RACE 10 - LAP CHART

Lap 1			Lap 2			Lap 3			Lap 4			Lap 5		
No	Behind	Laptime	No	Behind	Laptime	No	Behind	Laptime	No	Behind	Laptime	No	Behind	Laptime
2		2:14.326	2		2:07.078	2		2:07.247	2		2:07.106	2		2:07.555
19	0.052	2:14.378	56	1.360	2:07.994	56	1.392	2:07.279	56	1.500	2:07.214	56	1.182	2:07.237
56	0.444	2:14.770	59	1.534	2:07.950	59	1.600	2:07.313	59	1.812	2:07.318	59	1.559	2:07.302
59	0.662	2:14.988	81	1.847	2:07.906	81	1.959	2:07.359	81	2.162	2:07.309	81	2.237	2:07.630
81	1.019	2:15.345	5	2.637	2:07.902	5	2.280	2:06.890	5	2.484	2:07.310	5	2.480	2:07.551
5	1.813	2:16.139	90	2.896	2:07.326	90	2.559	2:06.910	90	2.825	2:07.372	90	2.941	2:07.671
90	2.648	2:16.974	19	5.108	2:12.134	19	4.723	2:06.862	19	4.023	2:06.406	19	3.349	2:06.881
69	2.880	2:17.206	69	5.833	2:10.031	69	7.677	2:09.091	69	9.702	2:09.131	69	11.083	2:08.936
97	4.546	2:18.872	73	6.885	2:09.291	73	8.701	2:09.063	73	10.312	2:08.717	73	11.676	2:08.919
62	4.651	2:18.977	62	9.201	2:11.628	55	13.317	2:11.197	55	16.393	2:10.182	55	19.868	2:11.030
73	4.672	2:18.998	55	9.367	2:10.902	62	14.226	2:12.272	62	18.229	2:11.109	62	22.194	2:11.520
55	5.543	2:19.869	58	9.884	2:10.647	58	14.335	2:11.698	58	19.474	2:12.245	58	22.281	2:10.362
58	6.315	2:20.641	31	14.374	2:14.322	31	20.673	2:13.546	7	25.776	2:12.095	7	30.255	2:12.034
31	7.130	2:21.456	7	14.641	2:14.409	7	20.787	2:13.393	49	30.968	2:14.826	49	34.702	2:11.289
7	7.310	2:21.636	43	15.134	2:13.650	43	21.999	2:14.112	87	31.212	2:15.700	87	35.105	2:11.448
43	8.562	2:22.888	49	15.914	2:13.232	87	22.618	2:13.102	38	31.343	2:15.698	38	35.315	2:11.527
49	9.760	2:24.086	28	16.322	2:13.041	38	22.751	2:12.044	25	31.775	2:14.840	25	35.538	2:11.318
28	10.359	2:24.685	87	16.763	2:12.877	49	23.248	2:14.581	43	32.664	2:17.771	76	38.270	2:13.113
87	10.964	2:25.290	23	17.436	2:12.956	25	24.041	2:13.469	76	32.712	2:15.538	35	39.241	2:13.687
25	11.227	2:25.553	25	17.819	2:13.670	23	24.172	2:13.983	23	32.969	2:15.903	23	39.850	2:14.436
23	11.558	2:25.884	38	17.954	2:12.665	76	24.280	2:12.784	28	32.975	2:15.343	28	40.024	2:14.604
38	12.367	2:26.693	22	18.585	2:12.966	28	24.738	2:15.663	35	33.109	2:14.836	43	40.084	2:14.975
22	12.697	2:27.023	76	18.743	2:12.515	22	25.215	2:13.877	31	35.121	2:21.554	31	42.490	2:14.924
76	13.306	2:27.632	44	20.252	2:12.955	35	25.379	2:11.838	51	42.496	2:16.057	51	50.095	2:15.154
44	14.375	2:28.701	35	20.788	2:11.770	44	25.977	2:12.972	29	44.203	2:15.866	29	52.240	2:15.592
35	16.096	2:30.422	51	24.384	2:15.329	51	33.545	2:16.408	24	51.145	2:17.447	24	1:02.051	2:18.461
51	16.133	2:30.459	24	26.156	2:16.999	29	35.443	2:15.909	44	1:01.005	2:42.134	44	1:07.038	2:13.588
24	16.235	2:30.561	29	26.781	2:16.496	24	40.804	2:21.895						
29	17.363	2:31.689	97	1:19.742	3:22.274 P									
67	48.942	3:03.268 P												

Weather / Track : Sunny / Dry

Oulton Park International  
Circuit Length = 2.6920 miles  
Start: 17:34 End: 17:46

# Ma5da MX5 Championship

## RACE 12 - CLASSIFICATION

POS	NO	CL	NAME	ENTRY	LAPS	TIME	GAP	DIFF	MPH	BEST	ON
1	3	A	Robert BOSTON	Mazda MX5	6	12:47.750			75.73	2:06.391	4
2	50	A	Luke HERBERT	Mazda MX5	6	12:50.151	2.401	2.401	75.50	2:06.701	3
3	18	B	Paul SHEARD	Mazda MX5	6	12:55.358	7.608	5.207	74.99	2:06.923	2
4	10	B	Adam GORE	Mazda MX5	6	12:55.533	7.783	0.175	74.97	2:07.434	3
5	40	B	Alan HENDERSON	Mazda MX5	6	12:58.394	10.644	2.861	74.70	2:07.912	2
6	1	B	Tom ROCHE	Mazda MX5	6	12:58.520	10.770	0.126	74.69	2:06.242	4
7	32	A	Charles PLUMLEY	Mazda MX5	6	13:07.518	19.768	8.998	73.83	2:09.403	3
8	30	A	Wayne le MONTAIS	Mazda MX5	6	13:07.988	20.238	0.470	73.79	2:09.137	5
9	5	B	Alyn ROBSON	Mazda MX5	6	13:10.675	22.925	2.687	73.54	2:07.883	4
10	48	B	James BLAKE-BALDWIN	Mazda MX5	6	13:13.143	25.393	2.468	73.31	2:09.202	4
11	15	B	Daniel TURBARD	Mazda MX5	6	13:13.687	25.937	0.544	73.26	2:09.598	6
12	36	A	Jade EDWARDS	Mazda MX5	6	13:14.400	26.650	0.713	73.19	2:09.165	5
13	99	A	Jonathan BLAKE	Mazda MX5	6	13:14.527	26.777	0.127	73.18	2:09.205	5
14	42	B	Charlie CHARMAN	Mazda MX5	6	13:23.358	35.608	8.831	72.38	2:10.799	5
15	17	A	Nick GILFILLAN	Mazda MX5	6	13:23.521	35.771	0.163	72.36	2:09.240	4
16	68	A	Justin NEWNAM	Mazda MX5	6	13:26.890	39.140	3.369	72.06	2:10.883	5
17	34	B	Jim EDWARDS	Mazda MX5	6	13:33.329	45.579	6.439	71.49	2:10.002	3
18	78	B	Kevin DENGATE	Mazda MX5	6	13:33.562	45.812	0.233	71.47	2:11.030	5
19	70	B	David EVANS	Mazda MX5	6	13:33.783	46.033	0.221	71.45	2:11.930	3
20	79	A	Andrew CHILDS	Mazda MX5	6	13:42.154	54.404	8.371	70.72	2:11.678	3
21	45	B	Gary HUFFORD	Mazda MX5	6	13:45.390	57.640	3.236	70.44	2:12.148	5
22	65	B	Matthew POTTER	Mazda MX5	6	13:45.985	58.235	0.595	70.39	2:13.033	5
23	74	A	David WILLOUGHBY	Mazda MX5	6	13:47.851	1:00.101	1.866	70.23	2:12.911	6
24	13	A	Scott LEACH	Mazda MX5	6	13:48.694	1:00.944	0.843	70.16	2:12.925	6
25	85	A	Mark RODWAY	Mazda MX5	6	13:58.260	1:10.510	9.566	69.36	2:13.512	6
26	12	A	Ian PRESCOTT	Mazda MX5	6	13:58.491	1:10.741	0.231	69.34	2:15.875	6
27	77	B	John COCKBURN-EVANS	Mazda MX5	6	14:02.138	1:14.388	3.647	69.04	2:15.811	4
28	37	B	Kevin TAYLOR	Mazda MX5	6	14:06.946	1:19.196	4.808	68.65	2:14.038	2
29	71	A	Steven ANDREW	Mazda MX5	6	14:16.558	1:28.808	9.612	67.88	2:16.122	4
30	20	B	Philippe RETOURNE	Mazda MX5	6	14:43.783	1:56.033	27.225	65.79	2:23.460	6
NOT CLASSIFIED											
DNF	60	B	Lee REYNOLDS	Mazda MX5	4	9:03.404	2 laps	2 laps	71.33	2:12.559	3
DNF	47	A	Stephen CRAGGS	Mazda MX5	2	4:52.662	4 laps	2 laps	66.22	2:20.335	2
DNF	92	B	Angus ASHTON	Mazda MX5	2	4:57.040	4 laps	4.378	65.25	2:24.994	2
DNF	33	A	Craig JOHNS	Mazda MX5	1	3:00.787	5 laps	1 lap	53.60		
FASTEST LAP											
1	B	Tom ROCHE	Mazda MX5	4	2:06.242			76.76 mph		123.54 kph	
3	A	Robert BOSTON	Mazda MX5	4	2:06.391			76.67 mph		123.39 kph	

Weather / Track : Sunny / Dry  
 These results are provisional until the conclusion of any judicial and technical matters.

Oulton Park International  
 Circuit Length = 2.6920 miles  
 Start: 18:13 End: 18:27

Clerk of Course :	Timekeeper :
-------------------	--------------

# Ma5da MX5 Championship

## RACE 12 - LAP CHART

Lap 1			Lap 2			Lap 3			Lap 4			Lap 5		
No	Behind	Laptime	No	Behind	Laptime	No	Behind	Laptime	No	Behind	Laptime	No	Behind	Laptime
3		2:13.859	3		2:06.528	3		2:06.985	3		2:06.391	3		2:06.480
1	0.117	2:13.976	1	0.126	2:06.537	1	0.280	2:07.139	1	0.131	2:06.242	50	1.793	2:07.265
50	0.466	2:14.325	50	0.903	2:06.965	50	0.619	2:06.701	50	1.008	2:06.780	1	1.925	2:08.274
10	0.649	2:14.508	10	1.602	2:07.481	10	2.051	2:07.434	10	3.133	2:07.473	10	4.946	2:08.293
18	1.833	2:15.692	18	2.228	2:06.923	18	2.609	2:07.366	18	3.893	2:07.675	18	5.696	2:08.283
40	2.184	2:16.043	40	3.568	2:07.912	40	4.748	2:08.165	40	7.237	2:08.880	40	9.333	2:08.576
32	4.361	2:18.220	32	8.109	2:10.276	32	10.527	2:09.403	32	13.792	2:09.656	99	16.679	2:09.205
30	4.384	2:18.243	99	8.507	2:10.198	99	10.842	2:09.320	99	13.954	2:09.503	32	16.810	2:09.498
99	4.837	2:18.696	17	8.901	2:10.545	30	11.493	2:09.463	30	14.326	2:09.224	30	16.983	2:09.137
17	4.884	2:18.743	30	9.015	2:11.159	15	12.991	2:10.035	17	16.046	2:09.240	5	22.139	2:10.427
15	5.889	2:19.748	15	9.941	2:10.580	17	13.197	2:11.281	5	18.192	2:07.883	48	23.306	2:09.448
13	6.241	2:20.100	36	13.801	2:12.025	5	16.700	2:09.589	15	18.572	2:11.972	15	23.846	2:11.754
34	8.010	2:21.869	48	13.919	2:11.855	48	17.527	2:10.593	48	20.338	2:09.202	36	24.199	2:09.165
36	8.304	2:22.163	5	14.096	2:10.018	36	18.613	2:11.797	36	21.514	2:09.292	42	31.623	2:10.799
48	8.592	2:22.451	42	14.552	2:11.721	42	19.602	2:12.035	42	27.304	2:14.093	17	32.829	2:23.263
60	9.105	2:22.964	34	17.012	2:15.530	34	20.029	2:10.002	68	29.471	2:13.274	68	33.874	2:10.883
42	9.359	2:23.218	60	17.433	2:14.856	68	22.588	2:11.893	60	29.641	2:13.025	70	39.987	2:15.712
68	9.695	2:23.554	68	17.680	2:14.513	60	23.007	2:12.559	79	29.839	2:12.100	34	40.848	2:11.144
5	10.606	2:24.465	70	18.755	2:13.415	70	23.700	2:11.930	70	30.755	2:13.446	78	41.115	2:11.030
70	11.868	2:25.727	79	19.437	2:13.403	79	24.130	2:11.678	34	36.184	2:22.546	45	43.147	2:12.148
79	12.562	2:26.421	65	22.037	2:14.156	65	29.138	2:14.086	78	36.565	2:12.972	65	43.358	2:13.033
65	14.409	2:28.268	45	22.258	2:12.640	78	29.984	2:13.737	65	36.805	2:14.058	79	47.588	2:24.229
45	16.146	2:30.005	78	23.232	2:12.103	45	30.296	2:15.023	45	37.479	2:13.574	74	54.697	2:14.012
85	17.477	2:31.336	13	23.673	2:23.960	13	31.652	2:14.964	13	46.930	2:21.669	13	55.526	2:15.076
78	17.657	2:31.516	71	28.858	2:16.501	71	39.053	2:17.180	74	47.165	2:14.036	12	1:02.373	2:15.996
92	18.187	2:32.046	37	30.689	2:14.038	74	39.520	2:14.001	71	48.784	2:16.122	85	1:04.505	2:13.699
47	18.468	2:32.327	47	32.275	2:20.335	12	43.112	2:17.719	12	52.857	2:16.136	77	1:05.184	2:17.749
71	18.885	2:32.744	12	32.378	2:19.519	77	44.495	2:18.804	77	53.915	2:15.811	71	1:07.393	2:25.089
12	19.387	2:33.246	74	32.504	2:13.642	37	47.548	2:23.844	85	57.286	2:15.046	37	1:12.544	2:15.191
77	19.787	2:33.646	77	32.676	2:19.417	85	48.631	2:14.341	37	1:03.833	2:22.676	20	1:40.080	2:24.782
37	23.179	2:37.038	92	36.653	2:24.994	20	1:02.296	2:25.146	20	1:21.778	2:25.873			
20	24.413	2:38.272	85	41.275	2:30.326									
74	25.390	2:39.249	20	44.135	2:26.250									
33	46.928	3:00.787 P												

Weather / Track : Sunny / Dry

Oulton Park International  
Circuit Length = 2.6920 miles  
Start: 18:13 End: 18:27

# Ma5da MX5 Championship

## RACE 12 - LAP CHART

Lap 6		
No	Behind	Laptime
3		2:07.507
50	2.401	2:08.115
18	7.608	2:09.419
10	7.783	2:10.344
40	10.644	2:08.818
1	10.770	2:16.352
32	19.768	2:10.465
30	20.238	2:10.762
5	22.925	2:08.293
48	25.393	2:09.594
15	25.937	2:09.598
36	26.650	2:09.958
99	26.777	2:17.605 P
42	35.608	2:11.492
17	35.771	2:10.449
68	39.140	2:12.773
34	45.579	2:12.238
78	45.812	2:12.204
70	46.033	2:13.553
79	54.404	2:14.323
45	57.640	2:22.000
65	58.235	2:22.384
74	1:00.101	2:12.911
13	1:00.944	2:12.925
85	1:10.510	2:13.512
12	1:10.741	2:15.875
77	1:14.388	2:16.711
37	1:19.196	2:14.159
71	1:28.808	2:28.922
20	1:56.033	2:23.460

Weather / Track : Sunny / Dry

Oulton Park International  
Circuit Length = 2.6920 miles  
Start: 18:13 End: 18:27

# BRSCC alfasop Alfa Romeo Championship

## QUALIFYING - CLASSIFICATION

POS	NO	CL	NAME	ENTRY	TIME	ON	LAPS	GAP	DIFF	MPH
1	2	B	<b>Sam LAIRD</b>	Alfa Romeo 75	<b>1:59.591</b>	9	9			81.03
2	72	C	<b>Shaun HAZLEWOOD</b>	Alfa Romeo GTV	<b>2:02.345</b>	8	9	<b>2.754</b>	2.754	79.21
3	18	B	<b>Nev SIMPSON</b>	Alfa Romeo Alfetta GTV	<b>2:02.750</b>	5	6	<b>3.159</b>	0.405	78.95
4	53	C	<b>Graham SEAGER</b>	Alfa Romeo GTV	<b>2:03.410</b>	5	9	<b>3.819</b>	0.660	78.52
5	62	C	<b>Chris HEALEY</b>	Alfa Romeo GTV	<b>2:04.085</b>	2	5	<b>4.494</b>	0.675	78.10
6	6	B	<b>John GRIFFITHS</b>	Alfa Romeo 156 Veloce	<b>2:05.894</b>	8	8	<b>6.303</b>	1.809	76.97
7	39	C	<b>Sarah HEELS</b>	Alfa Romeo 147 GTA	<b>2:06.298</b>	3	9	<b>6.707</b>	0.404	76.73
8	66	E	<b>Paul PLANT</b>	Alfa Romeo 156	<b>2:08.101</b>	3	8	<b>8.510</b>	1.803	75.65
9	5	E	<b>Raymond FOLEY</b>	Alfa Romeo 156	<b>2:08.342</b>	6	8	<b>8.751</b>	0.241	75.51
10	61	E	<b>Mel HEALEY</b>	Alfa Romeo 156	<b>2:08.364</b>	8	8	<b>8.773</b>	0.022	75.49
11	74	E	<b>Andy INMAN</b>	Alfa Romeo 156 TS	<b>2:09.106</b>	8	8	<b>9.515</b>	0.742	75.06
12	23	E	<b>James FORD</b>	Alfa Romeo 156	<b>2:09.808</b>	8	8	<b>10.217</b>	0.702	74.65
13	44	B	<b>Peter SLOAN</b>	Alfa Romeo 75 V6	<b>2:09.855</b>	4	8	<b>10.264</b>	0.047	74.63
14	38	E	<b>Martin JONES</b>	Alfa Romeo 145 Cloverleaf	<b>2:10.883</b>	3	8	<b>11.292</b>	1.028	74.04
15	55	D	<b>Stephen FLETCHER</b>	Alfa Romeo 33 16v	<b>2:11.191</b>	6	8	<b>11.600</b>	0.308	73.87
16	70	E	<b>Andrew BRAMAH</b>	Alfa Romeo 147	<b>2:13.192</b>	8	8	<b>13.601</b>	2.001	72.76
17	68	D	<b>Matt ABELL</b>	Alfa Romeo 33	<b>2:16.330</b>	8	8	<b>16.739</b>	3.138	71.08

Weather / Track : Bright / Dry  
 These results are provisional until the conclusion of any judicial and technical matters.

Oulton Park International  
 Circuit Length = 2.6920 miles  
 Start: 10:15 End: 10:37

Clerk of Course :		Timekeeper :
-------------------	--	--------------

# BRSCC alfashop Alfa Romeo Championship

## QUALIFYING - LAP ANALYSIS

<b>2</b>	<b>Sam LAIRD</b>		<b>B Alfa Romeo 75</b>				
1 -	2:08.443	+ 8.852	10:19:39.130	6 -	2:00.922	+ 1.331	10:30:01.128
2 -	2:08.607	+ 9.016	10:21:47.737	7 -	2:00.491	+ 0.900	10:32:01.619
3 -	2:02.846	+ 3.255	10:23:50.583	8 -	1:59.906	+ 0.315	10:34:01.525
4 -	2:01.428	+ 1.837	10:25:52.011	9 -	<b>1:59.591</b>		<b>10:36:01.116</b>
5 -	2:08.195	+ 8.604	10:28:00.206				
<b>5</b>	<b>Raymond FOLEY</b>		<b>E Alfa Romeo 156</b>				
1 -	2:15.852	+ 7.510	10:19:55.006	5 -	2:08.413	+ 0.071	10:28:40.859
2 -	2:10.817	+ 2.475	10:22:05.823	6 -	<b>2:08.342</b>		<b>10:30:49.201</b>
3 -	2:09.882	+ 1.540	10:24:15.705	7 -	2:18.899	+ 10.557	10:33:08.100
4 -	2:16.741	+ 8.399	10:26:32.446	8 -	2:09.298	+ 0.956	10:35:17.398
<b>6</b>	<b>John GRIFFITHS</b>		<b>B Alfa Romeo 156 Veloce</b>				
1 -	2:15.967	+ 10.073	10:20:07.416	5 -	2:07.082	+ 1.188	10:28:45.575
2 -	2:11.605	+ 5.711	10:22:19.021	6 -	2:06.841	+ 0.947	10:30:52.416
3 -	2:10.431	+ 4.537	10:24:29.452	7 -	2:06.427	+ 0.533	10:32:58.843
4 -	2:09.041	+ 3.147	10:26:38.493	8 -	<b>2:05.894</b>		<b>10:35:04.737</b>
<b>18</b>	<b>Nev SIMPSON</b>		<b>B Alfa Romeo Alfetta GTV</b>				
1 -	2:08.685	+ 5.935	10:20:13.193	4 -	2:02.835	+ 0.085	10:26:25.635
2 -	2:05.732	+ 2.982	10:22:18.925	5 -	<b>2:02.750</b>		<b>10:28:28.385</b>
3 -	2:03.875	+ 1.125	10:24:22.800	6 -	2:24.613 P	+ 21.863	10:30:52.998
<b>23</b>	<b>James FORD</b>		<b>E Alfa Romeo 156</b>				
1 -	2:19.367	+ 9.559	10:20:43.732	5 -	2:09.956	+ 0.148	10:29:31.755
2 -	2:13.434	+ 3.626	10:22:57.166	6 -	2:11.595	+ 1.787	10:31:43.350
3 -	2:13.560	+ 3.752	10:25:10.726	7 -	2:10.677	+ 0.869	10:33:54.027
4 -	2:11.073	+ 1.265	10:27:21.799	8 -	<b>2:09.808</b>		<b>10:36:03.835</b>
<b>38</b>	<b>Martin JONES</b>		<b>E Alfa Romeo 145 Cloverleaf</b>				
1 -	2:15.455	+ 4.572	10:20:11.583	5 -	2:12.126	+ 1.243	10:28:58.115
2 -	2:12.595	+ 1.712	10:22:24.178	6 -	2:12.121	+ 1.238	10:31:10.236
3 -	<b>2:10.883</b>		<b>10:24:35.061</b>	7 -	2:12.013	+ 1.130	10:33:22.249
4 -	2:10.928	+ 0.045	10:26:45.989	8 -	2:11.209	+ 0.326	10:35:33.458
<b>39</b>	<b>Sarah HEELS</b>		<b>C Alfa Romeo 147 GTA</b>				
1 -	2:10.423	+ 4.125	10:19:49.888	6 -	2:07.234	+ 0.936	10:30:25.913
2 -	2:07.705	+ 1.407	10:21:57.593	7 -	2:18.675	+ 12.377	10:32:44.588
3 -	<b>2:06.298</b>		<b>10:24:03.891</b>	8 -	2:06.588	+ 0.290	10:34:51.176
4 -	2:07.096	+ 0.798	10:26:10.987	9 -	2:08.740	+ 2.442	10:36:59.916
5 -	2:07.692	+ 1.394	10:28:18.679				
<b>44</b>	<b>Peter SLOAN</b>		<b>B Alfa Romeo 75 V6</b>				
1 -	2:20.407	+ 10.552	10:20:14.189	5 -	2:11.339	+ 1.484	10:28:59.031
2 -	2:11.759	+ 1.904	10:22:25.948	6 -	2:14.285	+ 4.430	10:31:13.316
3 -	2:11.889	+ 2.034	10:24:37.837	7 -	2:10.777	+ 0.922	10:33:24.093
4 -	<b>2:09.855</b>		<b>10:26:47.692</b>	8 -	2:15.838	+ 5.983	10:35:39.931
<b>53</b>	<b>Graham SEAGER</b>		<b>C Alfa Romeo GTV</b>				
1 -	2:12.334	+ 8.924	10:20:06.478	6 -	2:04.198	+ 0.788	10:30:31.248
2 -	2:07.900	+ 4.490	10:22:14.378	7 -	2:04.685	+ 1.275	10:32:35.933
3 -	2:04.139	+ 0.729	10:24:18.517	8 -	2:04.182	+ 0.772	10:34:40.115
4 -	2:05.123	+ 1.713	10:26:23.640	9 -	2:04.894	+ 1.484	10:36:45.009
5 -	<b>2:03.410</b>		<b>10:28:27.050</b>				
<b>55</b>	<b>Stephen FLETCHER</b>		<b>D Alfa Romeo 33 16v</b>				
1 -	2:37.231	+ 26.040	10:21:01.194	5 -	2:10.160 D	+ -1.031	10:29:51.629
2 -	2:16.334	+ 5.143	10:23:17.528	6 -	<b>2:11.191</b>		<b>10:32:02.820</b>
3 -	2:12.503	+ 1.312	10:25:30.031	7 -	2:12.004	+ 0.813	10:34:14.824
4 -	2:11.438	+ 0.247	10:27:41.469	8 -	2:11.886	+ 0.695	10:36:26.710

Weather / Track : Bright / Dry

Oulton Park International  
Circuit Length = 2.6920 miles  
Start: 10:15 End: 10:37

# BRSCC alfashop Alfa Romeo Championship


## QUALIFYING - LAP ANALYSIS

<b>61</b>	<b>Mel HEALEY</b>		E Alfa Romeo 156				
1 -	2:11.348	+ 2.984	10:20:08.417	5 -	2:08.883	+ 0.519	10:28:45.261
2 -	2:09.265	+ 0.901	10:22:17.682	6 -	2:09.259	+ 0.895	10:30:54.520
3 -	2:09.694	+ 1.330	10:24:27.376	7 -	2:11.690	+ 3.326	10:33:06.210
4 -	2:09.002	+ 0.638	10:26:36.378	8 -	<b>2:08.364</b>		<b>10:35:14.574</b>
<b>62</b>	<b>Chris HEALEY</b>		C Alfa Romeo GTV				
1 -	2:05.640	+ 1.555	10:20:36.809	4 -	2:04.230	+ 0.145	10:26:49.883
2 -	<b>2:04.085</b>		<b>10:22:40.894</b>	5 -	2:14.056 P	+ 9.971	10:29:03.939
3 -	2:04.759	+ 0.674	10:24:45.653				
<b>66</b>	<b>Paul PLANT</b>		E Alfa Romeo 156				
1 -	2:08.694	+ 0.593	10:20:25.696	5 -	2:48.214	+ 40.113	10:29:43.519
2 -	2:08.412	+ 0.311	10:22:34.108	6 -	2:08.734	+ 0.633	10:31:52.253
3 -	<b>2:08.101</b>		<b>10:24:42.209</b>	7 -	2:08.681	+ 0.580	10:34:00.934
4 -	2:13.096 P	+ 4.995	10:26:55.305	8 -	2:09.339	+ 1.238	10:36:10.273
<b>68</b>	<b>Matt ABELL</b>		D Alfa Romeo 33				
1 -	2:23.025	+ 6.695	10:20:36.643	5 -	2:18.942	+ 2.612	10:30:22.253
2 -	2:19.787	+ 3.457	10:22:56.430	6 -	2:17.560	+ 1.230	10:32:39.813
3 -	2:17.483	+ 1.153	10:25:13.913	7 -	2:16.524	+ 0.194	10:34:56.337
4 -	2:49.398	+ 33.068	10:28:03.311	8 -	<b>2:16.330</b>		<b>10:37:12.667</b>
<b>70</b>	<b>Andrew BRAMAH</b>		E Alfa Romeo 147				
1 -	2:27.966	+ 14.774	10:20:19.439	5 -	2:13.196	+ 0.004	10:29:22.606
2 -	2:18.055	+ 4.863	10:22:37.494	6 -	2:14.126	+ 0.934	10:31:36.732
3 -	2:16.750	+ 3.558	10:24:54.244	7 -	2:13.283	+ 0.091	10:33:50.015
4 -	2:15.166	+ 1.974	10:27:09.410	8 -	<b>2:13.192</b>		<b>10:36:03.207</b>
<b>72</b>	<b>Shaun HAZLEWOOD</b>		C Alfa Romeo GTV				
1 -	2:06.127	+ 3.782	10:19:50.089	6 -	2:02.668	+ 0.323	10:30:06.387
2 -	2:04.553	+ 2.208	10:21:54.642	7 -	2:03.695	+ 1.350	10:32:10.082
3 -	2:03.057	+ 0.712	10:23:57.699	8 -	<b>2:02.345</b>		<b>10:34:12.427</b>
4 -	2:02.818	+ 0.473	10:26:00.517	9 -	2:03.063	+ 0.718	10:36:15.490
5 -	2:03.202	+ 0.857	10:28:03.719				
<b>74</b>	<b>Andy INMAN</b>		E Alfa Romeo 156 TS				
1 -	2:10.512	+ 1.406	10:19:55.510	5 -	2:10.247	+ 1.141	10:28:39.016
2 -	2:12.989	+ 3.883	10:22:08.499	6 -	2:09.571	+ 0.465	10:30:48.587
3 -	2:09.229	+ 0.123	10:24:17.728	7 -	2:09.235	+ 0.129	10:32:57.822
4 -	2:11.041	+ 1.935	10:26:28.769	8 -	<b>2:09.106</b>		<b>10:35:06.928</b>

Weather / Track : Bright / Dry

Oulton Park International  
Circuit Length = 2.6920 miles  
Start: 10:15 End: 10:37

**BRSCC alfashop Alfa Romeo Championship**  
**RACE 6 - GRID**

ROW 9	2:16.330 68 Matt ABELL		
ROW 8		2:11.191 55 Stephen FLETCHER	2:13.192 70 Andrew BRAMAH
ROW 7	2:09.855 44 Peter SLOAN		2:10.883 38 Martin JONES
ROW 6		2:09.106 74 Andy INMAN	2:09.808 23 James FORD
ROW 5	2:08.342 5 Raymond FOLEY		2:08.364 61 Mel HEALEY
ROW 4		2:06.298 39 Sarah HEELS	2:08.101 66 Paul PLANT
ROW 3	2:04.085 62 Chris HEALEY		2:05.894 6 John GRIFFITHS
ROW 2		2:02.750 18 Nev SIMPSON	2:03.410 53 Graham SEAGER
ROW 1	1:59.591 2 Sam LAIRD		2:02.345 72 Shaun HAZLEWOOD
<b>Pole</b>			
			

Oulton Park International  
 Circuit Length = 2.6920 miles

**These results are provisional until the conclusion of any judicial and technical matters.**

Clerk of Course :		Timekeeper :

# BRSCC alfashop Alfa Romeo Championship

## RACE 6 - CLASSIFICATION

POS	NO	CL	NAME	ENTRY	LAPS	TIME	GAP	DIFF	MPH	BEST	ON
1	2	B	<b>Sam LAIRD</b>	Alfa Romeo 75	10	20:56.688			77.11	2:01.797	3
2	62	C	<b>Chris HEALEY</b>	Alfa Romeo GTV	10	21:11.610	<b>14.922</b>	14.922	76.21	2:03.563	5
3	18	B	<b>Nev SIMPSON</b>	Alfa Romeo Alfetta GTV	10	21:13.391	<b>16.703</b>	1.781	76.10	2:04.417	4
4	53	C	<b>Graham SEAGER</b>	Alfa Romeo GTV	10	21:13.676	<b>16.988</b>	0.285	76.08	2:04.539	7
5	66	E	<b>Paul PLANT</b>	Alfa Romeo 156	10	21:39.937	<b>43.249</b>	26.261	74.55	2:07.965	5
6	61	E	<b>Mel HEALEY</b>	Alfa Romeo 156	10	21:43.374	<b>46.686</b>	3.437	74.35	2:08.110	5
7	39	C	<b>Sarah HEELS</b>	Alfa Romeo 147 GTA	10	21:57.325	<b>1:00.637</b>	13.951	73.56	2:07.454	2
8	55	D	<b>Stephen FLETCHER</b>	Alfa Romeo 33 16v	10	22:14.289	<b>1:17.601</b>	16.964	72.63	2:10.369	4
9	74	E	<b>Andy INMAN</b>	Alfa Romeo 156 TS	10	22:15.704	<b>1:19.016</b>	1.415	72.55	2:09.837	5
10	38	E	<b>Martin JONES</b>	Alfa Romeo 145 Cloverleaf	10	22:21.777	<b>1:25.089</b>	6.073	72.22	2:11.189	5
11	6	B	<b>John GRIFFITHS</b>	Alfa Romeo 156 Veloce	10	22:23.389	<b>1:26.701</b>	1.612	72.14	2:04.082	4
12	70	E	<b>Andrew BRAMAH</b>	Alfa Romeo 147	10	22:24.741	<b>1:28.053</b>	1.352	72.06	2:11.011	4
13	44	B	<b>Peter SLOAN</b>	Alfa Romeo 75 V6	10	23:05.971	<b>2:09.283</b>	41.230	69.92	2:09.009	2

### NOT CLASSIFIED

DNF	23	E	<b>James FORD</b>	Alfa Romeo 156	7	15:25.628	<b>3 laps</b>	3 laps	73.28	2:09.752	5
DNF	5	E	<b>Raymond FOLEY</b>	Alfa Romeo 156	7	15:26.697	<b>3 laps</b>	1.069	73.20	2:09.450	2
DNF	72	C	<b>Shaun HAZLEWOOD</b>	Alfa Romeo GTV	6	12:28.367	<b>4 laps</b>	1 lap	77.69	2:03.105	6
DNF	68	D	<b>Matt ABELL</b>	Alfa Romeo 33	5	11:46.691	<b>5 laps</b>	1 lap	68.56	2:13.203	2

### FASTEST LAP

2	B	<b>Sam LAIRD</b>	Alfa Romeo 75	3	2:01.797	79.56 mph	128.05 kph
72	C	<b>Shaun HAZLEWOOD</b>	Alfa Romeo GTV	6	2:03.105	78.72 mph	126.69 kph
66	E	<b>Paul PLANT</b>	Alfa Romeo 156	5	2:07.965	75.73 mph	121.88 kph
55	D	<b>Stephen FLETCHER</b>	Alfa Romeo 33 16v	4	2:10.369	74.33 mph	119.63 kph

Weather / Track : Sunny / Dry

These results are provisional until the conclusion of any judicial and technical matters.

Oulton Park International  
Circuit Length = 2.6920 miles  
Start: 14:36 End: 14:59

Clerk of Course :	Timekeeper :
-------------------	--------------

# BRSCC alfashop Alfa Romeo Championship

## RACE 6 - LAP CHART

Lap 1			Lap 2			Lap 3			Lap 4			Lap 5		
No	Behind	Laptime	No	Behind	Laptime	No	Behind	Laptime	No	Behind	Laptime	No	Behind	Laptime
2		2:09.537	2		2:02.064	2		2:01.797	2		2:06.605	2		2:03.151
72	0.625	2:10.162	72	2.957	2:04.396	72	4.757	2:03.597	72	1.454	2:03.302	72	2.108	2:03.805
18	4.505	2:14.042	18	7.953	2:05.512	18	10.706	2:04.550	18	8.518	2:04.417	18	10.280	2:04.913
53	5.428	2:14.965	53	9.746	2:06.382	62	12.802	2:04.560	62	10.068	2:03.871	62	10.480	2:03.563
62	5.994	2:15.531	62	10.039	2:06.109	6	14.219	2:04.789	6	11.696	2:04.082	53	16.519	2:05.836
6	6.819	2:16.356	6	11.227	2:06.472	53	15.675	2:07.726	53	13.834	2:04.764	6	21.713	2:13.168
66	8.916	2:18.453	39	14.355	2:07.454	39	20.785	2:08.227	39	22.574	2:08.394	39	27.901	2:08.478
39	8.965	2:18.502	66	15.809	2:08.957	66	22.341	2:08.329	66	24.074	2:08.338	66	28.888	2:07.965
61	9.997	2:19.534	61	16.138	2:08.205	61	22.690	2:08.349	61	24.398	2:08.313	61	29.357	2:08.110
5	10.700	2:20.237	5	18.086	2:09.450	5	28.585	2:12.296	5	32.076	2:10.096	5	39.008	2:10.083
74	11.278	2:20.815	74	19.652	2:10.438	74	28.967	2:11.112	74	32.999	2:10.637	74	39.685	2:09.837
23	12.173	2:21.710	23	20.311	2:10.202	23	29.231	2:10.717	23	33.537	2:10.911	23	40.138	2:09.752
55	13.677	2:23.214	44	20.932	2:09.009	44	29.665	2:10.530	44	34.194	2:11.134	44	40.779	2:09.736
44	13.987	2:23.524	55	23.124	2:11.511	55	32.645	2:11.318	55	36.409	2:10.369	55	44.070	2:10.812
38	14.763	2:24.300	38	24.297	2:11.598	38	34.339	2:11.839	38	39.286	2:11.552	38	47.324	2:11.189
70	16.808	2:26.345	70	26.554	2:11.810	70	36.065	2:11.308	70	40.471	2:11.011	70	49.148	2:11.828
68	18.849	2:28.386	68	29.988	2:13.203	68	44.255	2:16.064	68	53.989	2:16.339	68	1:23.537	2:32.699 P

Weather / Track : Sunny / Dry

Oulton Park International  
Circuit Length = 2.6920 miles  
Start: 14:36 End: 14:59

# BRSCC alfashop Alfa Romeo Championship

## RACE 6 - LAP CHART

Lap 6			Lap 7			Lap 8			Lap 9			Lap 10		
No	Behind	Laptime	No	Behind	Laptime	No	Behind	Laptime	No	Behind	Laptime	No	Behind	Laptime
2		2:02.677	2		2:02.494	2		2:03.081	2		2:15.119	2		2:10.163
72	2.536	2:03.105	62	14.617	2:04.277	62	16.644	2:05.108	62	15.596	2:14.071	62	14.922	2:09.489
62	12.834	2:05.031	18	18.897	2:06.009	18	21.955	2:06.139	18	16.467	2:09.631	18	16.703	2:10.399
18	15.382	2:07.779	53	21.362	2:04.539	53	23.261	2:04.980	53	18.948	2:10.806	53	16.988	2:08.203
53	19.317	2:05.475	39	38.263	2:07.783	39	44.600	2:09.418	39	41.182	2:11.701	66	43.249	2:11.390
39	32.974	2:07.750	66	41.545	2:08.894	66	47.462	2:08.998	66	42.022	2:09.679	61	46.686	2:13.216
66	35.145	2:08.934	61	41.934	2:08.347	61	48.131	2:09.278	61	43.633	2:10.621	39	1:00.637	2:29.618
61	36.081	2:09.401	23	57.303	2:11.520	44	1:05.304	2:09.567	74	1:10.020	2:17.668	55	1:17.601	2:16.607
6	44.144	2:25.108	74	57.337	2:12.070	74	1:07.471	2:13.215	55	1:11.157	2:16.815	74	1:19.016	2:19.159
5	46.784	2:10.453	5	58.372	2:14.082	55	1:09.461	2:11.440	6	1:16.397	2:19.595	38	1:25.089	2:16.643
74	47.761	2:10.753	44	58.818	2:12.018	6	1:11.921	2:14.942	38	1:18.609	2:18.216	6	1:26.701	2:20.467
23	48.277	2:10.816	6	1:00.060	2:18.410	38	1:15.512	2:13.236	70	1:22.523	2:16.607	70	1:28.053	2:15.693
44	49.294	2:11.192	55	1:01.102	2:11.097	70	1:21.035	2:17.025	44	1:58.395	3:08.210	44	2:09.283	2:21.051
55	52.499	2:11.106	38	1:05.357	2:11.636									
38	56.215	2:11.568	70	1:07.091	2:11.539									
70	58.046	2:11.575												

Weather / Track : Sunny / Dry

Oulton Park International  
Circuit Length = 2.6920 miles  
Start: 14:36 End: 14:59

# BRSCC Euro Saloon & Sportscar Championship iaw Arrowpark International

## QUALIFYING - CLASSIFICATION

POS	NO	CL	NAME	ENTRY	TIME	ON	LAPS	GAP	DIFF	MPH
1	2	A	<b>Rex STAMP</b>	Lotus Exige	<b>1:48.454</b>	9	10			89.35
2	5	A	<b>Dave COCKELL</b>	Ford Escort Cosworth	<b>1:48.625</b>	8	9	<b>0.171</b>	0.171	89.21
3	27	B	<b>Simon DEATON</b>	Seat Super Copa	<b>1:52.624</b>	8	8	<b>4.170</b>	3.999	86.05
4	14	A	<b>Doug ELLWOOD</b>	Marcos Mantis	<b>1:52.911</b>	9	9	<b>4.457</b>	0.287	85.83
5	79	A	<b>Mark CHILTON</b>	Porsche 993 GT2	<b>1:52.969</b>	9	9	<b>4.515</b>	0.058	85.78
6	54	B	<b>Andrew MORRISON</b>	Seat Leon	<b>1:53.384</b>	8	9	<b>4.930</b>	0.415	85.47
7	55	B	<b>Ilsa COX</b>	Seat Leon Cupra	<b>1:53.593</b>	5	8	<b>5.139</b>	0.209	85.31
8	46	A	<b>Chris HUNTLEY</b>	Subaru Impreza	<b>1:54.032</b>	7	9	<b>5.578</b>	0.439	84.98
9	52	B	<b>Kevin WENDT</b>	BMW E46 M3	<b>1:54.338</b>	5	9	<b>5.884</b>	0.306	84.76
10	21	A	<b>Charlie JACKSON</b>	Ford Escort Cosworth	<b>1:54.810</b>	6	9	<b>6.356</b>	0.472	84.41
11	23	A	<b>Tim EVANS</b>	Subaru Impreza	<b>1:54.952</b>	7	8	<b>6.498</b>	0.142	84.30
12	8	A	<b>Peter ISHERWOOD</b>	Subaru Impreza	<b>1:54.959</b>	9	9	<b>6.505</b>	0.007	84.30
13	6	C	<b>Andy ROBINSON</b>	Peugeot 306 Gti	<b>1:56.789</b>	6	8	<b>8.335</b>	1.830	82.98
14	50	D	<b>Jason RICHARDSON</b>	Mini Cooper	<b>1:57.807</b>	8	9	<b>9.353</b>	1.018	82.26
15	34	D	<b>Gary WHITEHEAD</b>	BMW M3	<b>1:58.003</b>	5	6	<b>9.549</b>	0.196	82.12
16	12	E	<b>Stewart CALDER</b>	Renault Clio	<b>1:58.105</b>	9	9	<b>9.651</b>	0.102	82.05
17	37	C	<b>Nick HAYES</b>	Seat Cupra	<b>1:59.619</b>	9	9	<b>11.165</b>	1.514	81.01
18	86	C	<b>Paul HORTON</b>	Seat Leon	<b>1:59.829</b>	4	7	<b>11.375</b>	0.210	80.87
19	26	E	<b>Tim CLARKE</b>	Renult Clio	<b>2:00.706</b>	6	7	<b>12.252</b>	0.877	80.28
20	35	E	<b>David PIERCE</b>	Renault Clio	<b>2:01.883</b>	8	9	<b>13.429</b>	1.177	79.51
21	40	E	<b>Simon JACKSON</b>	MG ZR	<b>2:06.417</b>	6	8	<b>17.963</b>	4.534	76.66
22	38	E	<b>Steve WOOD</b>	Mini Cooper S	<b>2:06.574</b>	4	8	<b>18.120</b>	0.157	76.56
23	87	E	<b>Yaser ALMAGRIBI</b>	Daihatsu Charade GTi	<b>2:07.225</b>	6	7	<b>18.771</b>	0.651	76.17
24	48	E	<b>Antony SULLIVAN</b>	Renault Clio	<b>2:13.871</b>	1	1	<b>25.417</b>	6.646	72.39

Weather / Track : Bright / Dry  
 These results are provisional until the conclusion of any judicial and technical matters.

Oulton Park International  
 Circuit Length = 2.6920 miles  
 Start: 10:41 End: 11:03

Clerk of Course :		Timekeeper :
-------------------	--	--------------

## BRSCC Euro Saloon & Sportscar Championship iaw Arrowpark International

### QUALIFYING - LAP ANALYSIS

<b>2</b>	<b>Rex STAMP</b>		A Lotus Exige				
1 -	1:53.119	+ 4.665	10:45:33.702	6 -	1:49.015	+ 0.561	10:54:44.474
2 -	1:51.273	+ 2.819	10:47:24.975	7 -	1:50.156	+ 1.702	10:56:34.630
3 -	1:49.868	+ 1.414	10:49:14.843	8 -	1:50.093	+ 1.639	10:58:24.723
4 -	1:50.858	+ 2.404	10:51:05.701	9 -	<b>1:48.454</b>		<b>11:00:13.177</b>
5 -	1:49.758	+ 1.304	10:52:55.459	10 -	1:48.762	+ 0.308	11:02:01.939
<b>5</b>	<b>Dave COCKELL</b>		A Ford Escort Cosworth				
1 -	1:55.393	+ 6.768	10:46:16.017	6 -	1:51.088	+ 2.463	10:55:32.167
2 -	1:53.239	+ 4.614	10:48:09.256	7 -	1:51.192	+ 2.567	10:57:23.359
3 -	1:52.123	+ 3.498	10:50:01.379	8 -	<b>1:48.625</b>		<b>10:59:11.984</b>
4 -	1:50.206	+ 1.581	10:51:51.585	9 -	2:10.186	+ 21.561	11:01:22.170
5 -	1:49.494	+ 0.869	10:53:41.079				
<b>6</b>	<b>Andy ROBINSON</b>		C Peugeot 306 Gti				
1 -	2:06.758	+ 9.969	10:46:01.678	5 -	1:57.605	+ 0.816	10:54:10.055
2 -	2:04.126	+ 7.337	10:48:05.804	6 -	<b>1:56.789</b>		<b>10:56:06.844</b>
3 -	2:01.037	+ 4.248	10:50:06.841	7 -	2:11.341	+ 14.552	10:58:18.185
4 -	2:05.609	+ 8.820	10:52:12.450	8 -	2:09.987 P	+ 13.198	11:00:28.172
<b>8</b>	<b>Peter ISHERWOOD</b>		A Subaru Impreza				
1 -	2:07.136	+ 12.177	10:46:50.706	6 -	1:56.876	+ 1.917	10:56:52.748
2 -	2:03.215	+ 8.256	10:48:53.921	7 -	2:12.426	+ 17.467	10:59:05.174
3 -	2:01.852	+ 6.893	10:50:55.773	8 -	2:03.596	+ 8.637	11:01:08.770
4 -	1:56.713	+ 1.754	10:52:52.486	9 -	<b>1:54.959</b>		<b>11:03:03.729</b>
5 -	2:03.386	+ 8.427	10:54:55.872				
<b>12</b>	<b>Stewart CALDER</b>		E Renault Clio				
1 -	2:09.361	+ 11.256	10:46:44.569	6 -	1:58.329	+ 0.224	10:56:55.929
2 -	2:08.030	+ 9.925	10:48:52.599	7 -	1:58.687	+ 0.582	10:58:54.616
3 -	2:03.198	+ 5.093	10:50:55.797	8 -	1:58.936	+ 0.831	11:00:53.552
4 -	2:01.820	+ 3.715	10:52:57.617	9 -	<b>1:58.105</b>		<b>11:02:51.657</b>
5 -	1:59.983	+ 1.878	10:54:57.600				
<b>14</b>	<b>Doug ELLWOOD</b>		A Marcos Mantis				
1 -	2:06.790	+ 13.879	10:46:04.444	6 -	1:53.973	+ 1.062	10:55:47.256
2 -	1:59.625	+ 6.714	10:48:04.069	7 -	1:53.346	+ 0.435	10:57:40.602
3 -	1:59.876	+ 6.965	10:50:03.945	8 -	1:55.611	+ 2.700	10:59:36.213
4 -	1:55.339	+ 2.428	10:51:59.284	9 -	<b>1:52.911</b>		<b>11:01:29.124</b>
5 -	1:53.999	+ 1.088	10:53:53.283				
<b>21</b>	<b>Charlie JACKSON</b>		A Ford Escort Cosworth				
1 -	2:09.142	+ 14.332	10:46:22.982	6 -	<b>1:54.810</b>		<b>10:56:17.856</b>
2 -	1:58.386	+ 3.576	10:48:21.368	7 -	1:58.597	+ 3.787	10:58:16.453
3 -	2:08.905	+ 14.095	10:50:30.273	8 -	1:58.340	+ 3.530	11:00:14.793
4 -	1:57.013	+ 2.203	10:52:27.286	9 -	2:40.442 P	+ 45.632	11:02:55.235
5 -	1:55.760	+ 0.950	10:54:23.046				
<b>23</b>	<b>Tim EVANS</b>		A Subaru Impreza				
1 -	2:04.891	+ 9.939	10:46:49.152	5 -	3:49.731	+ 1:54.779	10:56:46.027
2 -	2:00.124	+ 5.172	10:48:49.276	6 -	1:55.965	+ 1.013	10:58:41.992
3 -	1:57.686	+ 2.734	10:50:46.962	7 -	<b>1:54.952</b>		<b>11:00:36.944</b>
4 -	2:09.334 P	+ 14.382	10:52:56.296	8 -	1:55.887	+ 0.935	11:02:32.831
<b>26</b>	<b>Tim CLARKE</b>		E Renault Clio				
1 -	2:07.950	+ 7.244	10:46:55.761	5 -	2:01.594	+ 0.888	10:55:38.441
2 -	2:36.594	+ 35.888	10:49:32.355	6 -	<b>2:00.706</b>		<b>10:57:39.147</b>
3 -	2:02.547	+ 1.841	10:51:34.902	7 -	2:18.033 P	+ 17.327	10:59:57.180
4 -	2:01.945	+ 1.239	10:53:36.847				

Weather / Track : Bright / Dry

Oulton Park International  
Circuit Length = 2.6920 miles  
Start: 10:41 End: 11:03

# BRSCC Euro Saloon & Sportscar Championship iaw Arrowpark International

## QUALIFYING - LAP ANALYSIS

<b>27</b>	<b>Simon DEATON</b>		<b>B Seat Super Copa</b>				
1 -	2:00.099	+ 7.475	10:48:19.159	5 -	1:53.865	+ 1.241	10:55:59.286
2 -	1:57.091	+ 4.467	10:50:16.250	6 -	1:53.482	+ 0.858	10:57:52.768
3 -	1:55.289	+ 2.665	10:52:11.539	7 -	1:53.528	+ 0.904	10:59:46.296
4 -	1:53.882	+ 1.258	10:54:05.421	8 -	<b>1:52.624</b>		<b>11:01:38.920</b>
<b>34</b>	<b>Gary WHITEHEAD</b>		<b>D BMW M3</b>				
1 -	2:05.382	+ 7.379	10:46:13.527	4 -	2:01.125	+ 3.122	10:52:39.124
2 -	2:18.158	+ 20.155	10:48:31.685	5 -	<b>1:58.003</b>		<b>10:54:37.127</b>
3 -	2:06.314	+ 8.311	10:50:37.999	6 -	4:29.130 P	+ 2:31.127	10:59:06.257
<b>35</b>	<b>David PIERCE</b>		<b>E Renault Clio</b>				
1 -	2:12.727	+ 10.844	10:46:36.423	6 -	2:03.232	+ 1.349	10:57:03.158
2 -	2:04.530	+ 2.647	10:48:40.953	7 -	2:04.833	+ 2.950	10:59:07.991
3 -	2:03.850	+ 1.967	10:50:44.803	8 -	<b>2:01.883</b>		<b>11:01:09.874</b>
4 -	2:08.765	+ 6.882	10:52:53.568	9 -	2:11.905	+ 10.022	11:03:21.779
5 -	2:06.358	+ 4.475	10:54:59.926				
<b>37</b>	<b>Nick HAYES</b>		<b>C Seat Cupra</b>				
1 -	2:07.582	+ 7.963	10:46:26.244	6 -	2:01.898	+ 2.279	10:56:45.883
2 -	2:06.153	+ 6.534	10:48:32.397	7 -	2:00.869	+ 1.250	10:58:46.752
3 -	2:05.282	+ 5.663	10:50:37.679	8 -	1:59.858	+ 0.239	11:00:46.610
4 -	2:04.019	+ 4.400	10:52:41.698	9 -	<b>1:59.619</b>		<b>11:02:46.229</b>
5 -	2:02.287	+ 2.668	10:54:43.985				
<b>38</b>	<b>Steve WOOD</b>		<b>E Mini Cooper S</b>				
1 -	2:10.236	+ 3.662	10:46:47.919	5 -	2:32.455	+ 25.881	10:55:46.697
2 -	2:10.205	+ 3.631	10:48:58.124	6 -	2:11.605	+ 5.031	10:57:58.302
3 -	2:09.544	+ 2.970	10:51:07.668	7 -	2:11.102	+ 4.528	11:00:09.404
4 -	<b>2:06.574</b>		<b>10:53:14.242</b>	8 -	2:12.087	+ 5.513	11:02:21.491
<b>40</b>	<b>Simon JACKSON</b>		<b>E MG ZR</b>				
1 -	2:15.964	+ 9.547	10:46:42.214	5 -	2:08.701	+ 2.284	10:55:32.524
2 -	2:15.011	+ 8.594	10:48:57.225	6 -	<b>2:06.417</b>		<b>10:57:38.941</b>
3 -	2:16.015	+ 9.598	10:51:13.240	7 -	2:14.815	+ 8.398	10:59:53.756
4 -	2:10.583	+ 4.166	10:53:23.823	8 -	2:07.829	+ 1.412	11:02:01.585
<b>46</b>	<b>Chris HUNTLEY</b>		<b>A Subaru Impreza</b>				
1 -	2:06.500	+ 12.468	10:46:02.307	6 -	1:54.928	+ 0.896	10:55:41.920
2 -	1:57.812	+ 3.780	10:48:00.119	7 -	<b>1:54.032</b>		<b>10:57:35.952</b>
3 -	1:56.575	+ 2.543	10:49:56.694	8 -	1:55.394	+ 1.362	10:59:31.346
4 -	1:55.582	+ 1.550	10:51:52.276	9 -	1:54.364	+ 0.332	11:01:25.710
5 -	1:54.716	+ 0.684	10:53:46.992				
<b>48</b>	<b>Antony SULLIVAN</b>		<b>E Renault Clio</b>				
1 -	<b>2:13.871</b>		<b>10:47:03.486</b>				
<b>50</b>	<b>Jason RICHARDSON</b>		<b>D Mini Cooper</b>				
1 -	2:06.479	+ 8.672	10:46:15.304	6 -	1:58.519	+ 0.712	10:57:08.874
2 -	1:59.973	+ 2.166	10:48:15.277	7 -	1:58.159	+ 0.352	10:59:07.033
3 -	2:05.656 P	+ 7.849	10:50:20.933	8 -	<b>1:57.807</b>		<b>11:01:04.840</b>
4 -	2:50.183	+ 52.376	10:53:11.116	9 -	1:58.305	+ 0.498	11:03:03.145
5 -	1:59.239	+ 1.432	10:55:10.355				
<b>52</b>	<b>Kevin WENDT</b>		<b>B BMW E46 M3</b>				
1 -	2:03.931	+ 9.593	10:46:05.503	6 -	1:54.911	+ 0.573	10:55:46.767
2 -	1:59.661	+ 5.323	10:48:05.164	7 -	1:57.973	+ 3.635	10:57:44.740
3 -	1:57.314	+ 2.976	10:50:02.478	8 -	1:57.487	+ 3.149	10:59:42.227
4 -	1:55.040	+ 0.702	10:51:57.518	9 -	1:55.419	+ 1.081	11:01:37.646
5 -	<b>1:54.338</b>		<b>10:53:51.856</b>				

Weather / Track : Bright / Dry

Oulton Park International  
Circuit Length = 2.6920 miles  
Start: 10:41 End: 11:03

## BRSCC Euro Saloon & Sportscar Championship iaw Arrowpark International

### QUALIFYING - LAP ANALYSIS


<b>54</b>	<b>Andrew MORRISON</b>		B Seat Leon				
1 -	2:02.475	+ 9.091	10:46:17.278	6 -	1:53.499	+ 0.115	10:55:59.729
2 -	1:58.467	+ 5.083	10:48:15.745	7 -	2:03.244	+ 9.860	10:58:02.973
3 -	1:57.459	+ 4.075	10:50:13.204	8 -	<b>1:53.384</b>		<b>10:59:56.357</b>
4 -	1:56.091	+ 2.707	10:52:09.295	9 -	1:59.768	+ 6.384	11:01:56.125
5 -	1:56.935	+ 3.551	10:54:06.230				
<b>55</b>	<b>Ilsa COX</b>		B Seat Leon Cupra				
1 -	2:27.948	+ 34.355	10:46:26.985	5 -	<b>1:53.593</b>		<b>10:54:16.431</b>
2 -	2:00.612	+ 7.019	10:48:27.597	6 -	1:53.620	+ 0.027	10:56:10.051
3 -	2:00.590	+ 6.997	10:50:28.187	7 -	1:55.790	+ 2.197	10:58:05.841
4 -	1:54.651	+ 1.058	10:52:22.838	8 -	1:52.950 D	+ -0.643	10:59:58.791
<b>79</b>	<b>Mark CHILTON</b>		A Porsche 993 GT2				
1 -	2:05.111	+ 12.142	10:46:12.546	6 -	1:53.062	+ 0.093	10:55:48.477
2 -	1:57.695	+ 4.726	10:48:10.241	7 -	1:55.724	+ 2.755	10:57:44.201
3 -	1:57.042	+ 4.073	10:50:07.283	8 -	1:53.474	+ 0.505	10:59:37.675
4 -	1:54.881	+ 1.912	10:52:02.164	9 -	<b>1:52.969</b>		<b>11:01:30.644</b>
5 -	1:53.251	+ 0.282	10:53:55.415				
<b>86</b>	<b>Paul HORTON</b>		C Seat Leon				
1 -	2:15.558 P	+ 15.729	10:46:31.835	5 -	1:59.980	+ 0.151	10:55:51.292
2 -	3:19.534	+ 1:19.705	10:49:51.369	6 -	2:22.421	+ 22.592	10:58:13.713
3 -	2:00.114	+ 0.285	10:51:51.483	7 -	2:16.436 P	+ 16.607	11:00:30.149
4 -	<b>1:59.829</b>		<b>10:53:51.312</b>				
<b>87</b>	<b>Yaser ALMAGHRIBI</b>		E Daihatsu Charade GTi				
1 -	2:15.502	+ 8.277	10:46:40.901	5 -	2:08.218	+ 0.993	10:55:17.574
2 -	2:10.971	+ 3.746	10:48:51.872	6 -	<b>2:07.225</b>		<b>10:57:24.799</b>
3 -	2:09.318	+ 2.093	10:51:01.190	7 -	2:16.839 P	+ 9.614	10:59:41.638
4 -	2:08.166	+ 0.941	10:53:09.356				

Weather / Track : Bright / Dry

Oulton Park International  
Circuit Length = 2.6920 miles  
Start: 10:41 End: 11:03

# BRSCC Euro Saloon & Sportscar Championship iaw Arrowpark International

## RACE 7 - GRID

ROW 12	2:07.225 87 Yaser ALMAGHRIBI	2:13.871 48 Antony SULLIVAN
ROW 11	2:06.417 40 Simon JACKSON	2:06.574 38 Steve WOOD
ROW 10	2:00.706 26 Tim CLARKE	2:01.883 35 David PIERCE
ROW 9	1:59.619 37 Nick HAYES	1:59.829 86 Paul HORTON
ROW 8	1:58.003 34 Gary WHITEHEAD	1:58.105 12 Stewart CALDER
ROW 7	1:56.789 6 Andy ROBINSON	1:57.807 50 Jason RICHARDSON
ROW 6	1:54.952 23 Tim EVANS	1:54.959 8 Peter ISHERWOOD
ROW 5	1:54.338 52 Kevin WENDT	1:54.810 21 Charlie JACKSON
ROW 4	1:53.593 55 Ilsa COX	1:54.032 46 Chris HUNTLEY
ROW 3	1:52.969 79 Mark CHILTON	1:53.384 54 Andrew MORRISON
ROW 2	1:52.624 27 Simon DEATON	1:52.911 14 Doug ELLWOOD
ROW 1	1:48.454 2 Rex STAMP	1:48.625 5 Dave COCKELL
<b>Pole</b>		
		

Oulton Park International  
Circuit Length = 2.6920 miles

**These results are provisional until the conclusion of any judicial and technical matters.**

Clerk of Course :

Timekeeper :

# BRSCC Euro Saloon & Sportscar Championship iaw Arrowpark International

## RACE 7 - CLASSIFICATION

POS	NO	CL	NAME	ENTRY	LAPS	TIME	GAP	DIFF	MPH	BEST	ON
1	2	A	<b>Rex STAMP</b>	Lotus Exige	11	20:06.143			88.38	1:47.766	6
2	5	A	<b>Dave COCKELL</b>	Ford Escort Cosworth	11	20:06.554	<b>0.411</b>	0.411	88.35	1:47.676	9
3	79	A	<b>Mark CHILTON</b>	Porsche 993 GT2	11	20:39.207	<b>33.064</b>	32.653	86.02	1:50.492	8
4	54	B	<b>Andrew MORRISON</b>	Seat Leon	11	20:40.195	<b>34.052</b>	0.988	85.95	1:49.998	6
5	14	A	<b>Doug ELLWOOD</b>	Marcos Mantis	11	20:52.212	<b>46.069</b>	12.017	85.13	1:51.522	7
6	27	B	<b>Simon DEATON</b>	Seat Super Copa	11	20:58.528	<b>52.385</b>	6.316	84.70	1:52.540	10
7	52	B	<b>Kevin WENDT</b>	BMW E46 M3	11	20:58.825	<b>52.682</b>	0.297	84.68	1:52.660	6
8	8	A	<b>Peter ISHERWOOD</b>	Subaru Impreza	11	21:20.467	<b>1:14.324</b>	21.642	83.25	1:54.881	4
9	6	C	<b>Andy ROBINSON</b>	Peugeot 306 Gti	11	21:53.128	<b>1:46.985</b>	32.661	81.18	1:56.604	11
10	50	D	<b>Jason RICHARDSON</b>	Mini Cooper	11	21:55.570	<b>1:49.427</b>	2.442	81.03	1:57.633	10
11	37	C	<b>Nick HAYES</b>	Seat Cupra	10	20:10.851	<b>1 lap</b>	1 lap	80.03	1:58.508	6
12	12	E	<b>Stewart CALDER</b>	Renault Clio	10	20:15.108	<b>1 lap</b>	4.257	79.75	1:58.886	7
13	35	E	<b>David PIERCE</b>	Renault Clio	10	20:15.341	<b>1 lap</b>	0.233	79.74	1:58.793	8
14	40	E	<b>Simon JACKSON</b>	MG ZR	10	21:17.190	<b>1 lap</b>	1:01.849	75.87	2:04.303	7
15	38	E	<b>Steve WOOD</b>	Mini Cooper S	10	21:27.901	<b>1 lap</b>	10.711	75.24	2:06.555	4
16	23	A	<b>Tim EVANS</b>	Subaru Impreza	10	21:38.882	<b>1 lap</b>	10.981	74.61	1:54.224	3
17	87	E	<b>Yaser ALMAGRIBI</b>	Daihatsu Charade GTi	10	21:49.345	<b>1 lap</b>	10.463	74.01	2:07.180	5

### NOT CLASSIFIED

DNF	21	A	<b>Charlie JACKSON</b>	Ford Escort Cosworth	7	13:52.037	<b>4 laps</b>	3 laps	81.53	1:54.859	6
DNF	26	E	<b>Tim CLARKE</b>	Renult Clio	2	4:11.740	<b>9 laps</b>	5 laps	76.99	2:00.399	2
DNF	86	C	<b>Paul HORTON</b>	Seat Leon	2	4:12.198	<b>9 laps</b>	0.458	76.85	2:00.611	2
DNF	34	D	<b>Gary WHITEHEAD</b>	BMW M3	0						
DNF	46	A	<b>Chris HUNTLEY</b>	Subaru Impreza	0						

### FASTEST LAP

5	A	<b>Dave COCKELL</b>	Ford Escort Cosworth	9	1:47.676	90.00 mph	144.84 kph
54	B	<b>Andrew MORRISON</b>	Seat Leon	6	1:49.998	88.10 mph	141.79 kph
6	C	<b>Andy ROBINSON</b>	Peugeot 306 Gti	11	1:56.604	83.11 mph	133.75 kph
50	D	<b>Jason RICHARDSON</b>	Mini Cooper	10	1:57.633	82.38 mph	132.58 kph
35	E	<b>David PIERCE</b>	Renault Clio	8	1:58.793	81.58 mph	131.29 kph

Weather / Track : Sunny / Dry

These results are provisional until the conclusion of any judicial and technical matters.

Oulton Park International  
Circuit Length = 2.6920 miles  
Start: 15:20 End: 15:42

Clerk of Course :	Timekeeper :
-------------------	--------------

**BRSCC Euro Saloon & Sportscar Championship iaw Arrowpark International**  
**RACE 7 - LAP CHART**

Lap 1			Lap 2			Lap 3			Lap 4			Lap 5		
No	Behind	Laptime	No	Behind	Laptime	No	Behind	Laptime	No	Behind	Laptime	No	Behind	Laptime
2		1:53.913	2		1:51.942	2		1:50.029	2		1:49.479	2		1:48.791
5	0.153	1:54.066	5	0.149	1:51.938	5	0.091	1:49.971	5	0.457	1:49.845	5	0.395	1:48.729
14	4.862	1:58.775	14	7.225	1:54.305	79	12.126	1:54.823	79	15.040	1:52.393	79	17.282	1:51.033
79	5.986	1:59.899	79	7.332	1:53.288	14	12.750	1:55.554	14	16.766	1:53.495	54	19.300	1:50.963
54	6.968	2:00.881	54	7.895	1:52.869	54	13.106	1:55.240	54	17.128	1:53.501	14	22.070	1:54.095
27	8.021	2:01.934	27	10.398	1:54.319	27	14.282	1:53.913	27	18.218	1:53.415	27	23.037	1:53.610
52	9.581	2:03.494	52	12.514	1:54.875	52	15.775	1:53.290	52	19.806	1:53.510	52	24.717	1:53.702
23	10.205	2:04.118	23	13.514	1:55.251	23	17.709	1:54.224	23	23.712	1:55.482	8	34.180	1:55.953
8	11.500	2:05.413	8	14.744	1:55.186	8	21.616	1:56.901	8	27.018	1:54.881	21	47.021	1:54.962
21	11.809	2:05.722	21	16.056	1:56.189	50	30.862	1:59.266	21	40.850	1:55.529	50	51.879	1:59.703
50	13.857	2:07.770	50	21.625	1:59.710	6	32.816	1:59.464	50	40.967	1:59.584	6	53.162	1:58.915
6	15.909	2:09.822	6	23.381	1:59.414	21	34.800	2:08.773	6	43.038	1:59.701	37	1:01.554	1:59.800
37	17.012	2:10.925	37	25.285	2:00.215	37	40.009	2:04.753	37	50.545	2:00.015	12	1:03.120	1:59.994
26	17.428	2:11.341	26	25.885	2:00.399	12	41.376	2:04.001	12	51.917	2:00.020	35	1:04.247	1:59.921
86	17.674	2:11.587	86	26.343	2:00.611	35	41.717	2:02.613	35	53.117	2:00.879	23	1:19.706	2:44.785 P
35	19.541	2:13.454	12	27.404	1:59.454	38	54.584	2:06.753	38	1:11.660	2:06.555	38	1:31.158	2:08.289
12	19.892	2:13.805	35	29.133	2:01.534	40	1:00.777	2:07.624	40	1:19.065	2:07.767	40	1:35.676	2:05.402
38	22.893	2:16.806	38	37.860	2:06.909	87	1:02.838	2:09.018	87	1:21.396	2:08.037	87	1:39.785	2:07.180
87	26.495	2:20.408	40	43.182	2:08.257									
40	26.867	2:20.780	87	43.849	2:09.296									

Weather / Track : Sunny / Dry

Oulton Park International  
 Circuit Length = 2.6920 miles  
 Start: 15:20 End: 15:42

**BRSCC Euro Saloon & Sportscar Championship iaw Arrowpark International**  
**RACE 7 - LAP CHART**

Lap 6			Lap 7			Lap 8			Lap 9			Lap 10		
No	Behind	Laptime	No	Behind	Laptime	No	Behind	Laptime	No	Behind	Laptime	No	Behind	Laptime
2		1:47.766	2		1:49.637	2		1:48.437	2		1:48.067	2		1:48.377
5	2.008	1:49.379	5	1.127	1:48.756	5	0.847	1:48.157	5	0.456	1:47.676	5	0.502	1:48.423
79	20.330	1:50.814	38	1 LAP	2:08.904	40	1 LAP	2:04.303	79	27.461	1:50.883	79	30.764	1:51.680
54	21.532	1:49.998	40	1 LAP	2:04.996	38	1 LAP	2:08.563	54	30.458	1:51.512	54	33.487	1:51.406
14	26.574	1:52.270	87	1 LAP	2:10.340	79	24.645	1:50.492	40	1 LAP	2:04.479	14	42.766	1:52.444
27	28.150	1:52.879	79	22.590	1:51.897	54	27.013	1:52.364	14	38.699	1:53.356	27	45.222	1:52.540
52	29.611	1:52.660	54	23.086	1:51.191	14	33.410	1:53.388	27	41.059	1:53.081	52	48.992	1:52.900
8	41.456	1:55.042	14	28.459	1:51.522	87	1 LAP	2:11.093	52	44.469	1:55.129	40	1 LAP	2:06.157
21	54.114	1:54.859	27	31.670	1:53.157	27	36.045	1:52.812	38	1 LAP	2:10.337	38	1 LAP	2:07.859
50	1:02.632	1:58.519	52	32.957	1:52.983	52	37.407	1:52.887	87	1 LAP	2:12.992	8	1:08.740	1:55.323
6	1:02.727	1:57.331	8	47.008	1:55.189	8	54.887	1:56.316	8	1:01.794	1:54.974	87	1 LAP	2:11.276
37	1:12.296	1:58.508	21	1:00.480	1:56.003	23	1 LAP	1:54.991	23	1 LAP	1:54.264	23	1 LAP	1:54.777
12	1:15.317	1:59.963	23	1 LAP	3:23.737 P	6	1:20.432	1:57.606	6	1:30.321	1:57.956	6	1:40.086	1:58.142
35	1:15.805	1:59.324	6	1:11.263	1:58.173	50	1:22.346	1:58.324	50	1:32.192	1:57.913	50	1:41.448	1:57.633
			50	1:12.459	1:59.464	37	1:32.179	1:59.412	37	1:42.800	1:58.688			
			37	1:21.204	1:58.545	12	1:35.117	1:58.988	12	1:46.620	1:59.570			
			12	1:24.566	1:58.886	35	1:35.800	1:58.793	35	1:47.311	1:59.578			
			35	1:25.444	1:59.276									

Weather / Track : Sunny / Dry

Oulton Park International  
 Circuit Length = 2.6920 miles  
 Start: 15:20 End: 15:42

**BRSCC Euro Saloon & Sportscar Championship iaw Arrowpark International  
RACE 7 - LAP CHART**

Lap 11		
No	Behind	Laptime
2		1:49.705
5	0.411	1:49.614
37	1 LAP	1:59.990
12	1 LAP	2:00.427
35	1 LAP	1:59.969
79	33.064	1:52.005
54	34.052	1:50.270
14	46.069	1:53.008
27	52.385	1:56.868
52	52.682	1:53.395
40	1 LAP	2:07.425
8	1:14.324	1:55.289
38	1 LAP	2:06.926
23	1 LAP	1:57.253
87	1 LAP	2:09.705
6	1:46.985	1:56.604
50	1:49.427	1:57.684

**Weather / Track : Sunny / Dry**

Oulton Park International  
Circuit Length = 2.6920 miles  
Start: 15:20 End: 15:42