



CLUBMANS RACEDAY & FUNCUP

Oulton Park International Circuit

16th October 2010



Results Provided by Timing Solutions Ltd
www.tsl-timing.com

Dunlop TVR Challenge

QUALIFYING - RACE 1 - CLASSIFICATION

POS	NO	CL	NAME	ENTRY	TIME	ON	LAPS	GAP	DIFF	MPH
1	6	B	Stephen GUGLIELMI	TVR Tuscan	1:59.380	7	8			81.18
2	99	A	Michael SAUNDERS	TVR Cerbera	2:01.910	8	9	2.530	2.530	79.49
3	58	A	Darren SMITH	TVR Tuscan	2:04.790	9	9	5.410	2.880	77.66
4	8	A	Neil SAMPSON	TVR Tuscan	2:06.151	9	9	6.771	1.361	76.82
5	20	C	Nicholas CHANDLER	TVR Tasmin	2:12.701	8	8	13.321	6.550	73.03
6	89	B	Andy RACE	TVR Tuscan RV8	2:14.305	8	8	14.925	1.604	72.15
7	66	B	Dan BIRCH	TVR Griffiths 500	2:16.305	8	8	16.925	2.000	71.10
8	24	C	David CHANT	TVR Tasmin	2:17.049	6	6	17.669	0.744	70.71
9	3	A	Hugh MARSHALL	TVR Tuscan	2:17.191	8	8	17.811	0.142	70.64
10	55	A	Kevan GORE	TVR Tuscan	2:17.342	5	7	17.962	0.151	70.56
11	77	A	Perry WADDAMS	TVR Tuscan	2:17.756	8	8	18.376	0.414	70.35
12	88	B	Keith VAUGHAN WILLIAMS	TVR Tuscan	2:18.733	8	8	19.353	0.977	69.85
13	25	C	Billy THOMPSON	TVR Tasmin	2:19.290	7	7	19.910	0.557	69.57
14	23	A	Jamie GOLBY	TVR Tuscan	2:23.703	6	8	24.323	4.413	67.43
15	69	B	Richard HEWITT	TVR Griffith 500	2:25.903	6	6	26.523	2.200	66.42
16	44	A	Gary LANCASHIRE	TVR Tuscan	2:26.861	8	8	27.481	0.958	65.98
17	95	C	Peter HUNTER	TVR Tasmin	2:27.403	8	8	28.023	0.542	65.74
18	40	B	Leigh JONES	TVR Tasmin	2:27.988	7	7	28.608	0.585	65.48
19	1	A	Tim DAVIS	TVR S3RBERA	2:32.664	4	5	33.284	4.676	63.48
20	26	C	Alex GORE	TVR Tasmin	2:40.977	4	5	41.597	8.313	60.20

Weather / Track : Sunny / Dry

These results are provisional until the conclusion of any judicial and technical matters.

Oulton Park International
Circuit Length = 2.6920 miles
Start: 08:30 End: 08:53

Clerk of Course :

Timekeeper :

Dunlop TVR Challenge

QUALIFYING - RACE 1 - LAP ANALYSIS

1	Tim DAVIS		A TVR S3RBERA			
1 -	3:00.104 P	+ 27.440	8:33:47.201	4 -	2:32.664	8:43:26.861
2 -	4:31.086	+ 1:58.422	8:38:18.287	5 -	2:37.059 P	+ 4.395
3 -	2:35.910	+ 3.246	8:40:54.197			8:46:03.920
3	Hugh MARSHALL		A TVR Tuscan			
1 -	3:20.213	+ 1:03.022	8:34:05.669	5 -	2:27.600	+ 10.409
2 -	2:49.579	+ 32.388	8:36:55.248	6 -	2:23.111	+ 5.920
3 -	2:39.678	+ 22.487	8:39:34.926	7 -	2:19.966	+ 2.775
4 -	2:34.468	+ 17.277	8:42:09.394	8 -	2:17.191	8:51:37.262
6	Stephen GUGLIELMI		B TVR Tuscan			
1 -	2:44.287	+ 44.907	8:33:24.104	5 -	2:27.111	+ 27.731
2 -	2:19.568	+ 20.188	8:35:43.672	6 -	2:50.629	+ 51.249
3 -	2:12.881	+ 13.501	8:37:56.553	7 -	1:59.380	8:47:22.680
4 -	2:09.007	+ 9.627	8:40:05.560	8 -	2:56.486 P	+ 57.106
8	Neil SAMPSON		A TVR Tuscan			
1 -	3:06.423	+ 1:00.272	8:33:57.749	6 -	2:13.714	+ 7.563
2 -	2:26.846	+ 20.695	8:36:24.595	7 -	2:09.772	+ 3.621
3 -	2:21.632	+ 15.481	8:38:46.227	8 -	2:07.992	+ 1.841
4 -	2:18.227	+ 12.076	8:41:04.454	9 -	2:06.151	8:51:58.304
5 -	2:16.221	+ 10.070	8:43:20.675			
20	Nicholas CHANDLER		C TVR Tasmin			
1 -	3:09.151	+ 56.450	8:34:06.221	5 -	2:21.267	+ 8.566
2 -	2:31.797	+ 19.096	8:36:38.018	6 -	2:19.598	+ 6.897
3 -	2:23.524	+ 10.823	8:39:01.542	7 -	2:15.076	+ 2.375
4 -	2:26.139	+ 13.438	8:41:27.681	8 -	2:12.701	8:50:36.323
23	Jamie GOLBY		A TVR Tuscan			
1 -	3:05.272	+ 41.569	8:34:11.104	5 -	2:27.719	+ 4.016
2 -	2:44.787	+ 21.084	8:36:55.891	6 -	2:23.703	8:46:58.790
3 -	2:40.190	+ 16.487	8:39:36.081	7 -	2:39.053	+ 15.350
4 -	2:31.287	+ 7.584	8:42:07.368	8 -	2:29.351	+ 5.648
24	David CHANT		C TVR Tasmin			
1 -	2:47.997	+ 30.948	8:36:20.838	4 -	2:24.981	+ 7.932
2 -	2:38.990	+ 21.941	8:38:59.828	5 -	2:19.215	+ 2.166
3 -	2:28.632	+ 11.583	8:41:28.460	6 -	2:17.049	8:48:29.705
25	Billy THOMPSON		C TVR Tasmin			
1 -	2:53.980	+ 34.690	8:36:55.203	5 -	2:31.443	+ 12.153
2 -	2:31.432	+ 12.142	8:39:26.635	6 -	2:20.498	+ 1.208
3 -	2:32.392	+ 13.102	8:41:59.027	7 -	2:19.290	8:51:43.136
4 -	2:32.878	+ 13.588	8:44:31.905			
26	Alex GORE		C TVR Tasmin			
1 -	3:12.513	+ 31.536	8:40:12.045	4 -	2:40.977	8:48:26.743
2 -	2:52.109	+ 11.132	8:43:04.154	5 -	2:44.484	+ 3.507
3 -	2:41.612	+ 0.635	8:45:45.766			8:51:11.227
40	Leigh JONES		B TVR Tasmin			
1 -	3:08.332	+ 40.344	8:35:13.926	5 -	2:36.830	+ 8.842
2 -	2:55.065	+ 27.077	8:38:08.991	6 -	2:31.357	+ 3.369
3 -	2:47.869	+ 19.881	8:40:56.860	7 -	2:27.988	8:51:13.282
4 -	2:40.247	+ 12.259	8:43:37.107			
44	Gary LANCASHIRE		A TVR Tuscan			
1 -	3:18.209	+ 51.348	8:34:10.745	5 -	2:31.515	+ 4.654
2 -	2:51.952	+ 25.091	8:37:02.697	6 -	2:31.636	+ 4.775
						8:44:51.772
						8:47:23.408

Weather / Track : Sunny / Dry

Oulton Park International
Circuit Length = 2.6920 miles
Start: 08:30 End: 08:53

Dunlop TVR Challenge

QUALIFYING - RACE 1 - LAP ANALYSIS


3 -	2:43.248	+ 16.387	8:39:45.945	7 -	2:31.357	+ 4.496	8:49:54.765
4 -	2:34.312	+ 7.451	8:42:20.257	8 -	2:26.861		8:52:21.626
55	Kevan GORE		A		TVR Tuscan		
1 -	2:55.773	+ 38.431	8:36:23.164	5 -	2:17.342		8:46:06.813
2 -	2:37.732	+ 20.390	8:39:00.896	6 -	2:19.310	+ 1.968	8:48:26.123
3 -	2:28.071	+ 10.729	8:41:28.967	7 -	2:44.445	+ 27.103	8:51:10.568
4 -	2:20.504	+ 3.162	8:43:49.471				
58	Darren SMITH		A		TVR Tuscan		
1 -	2:43.602	+ 38.812	8:33:25.226	6 -	2:10.137	+ 5.347	8:44:35.730
2 -	2:22.308	+ 17.518	8:35:47.534	7 -	2:09.581	+ 4.791	8:46:45.311
3 -	2:18.315	+ 13.525	8:38:05.849	8 -	2:05.645	+ 0.855	8:48:50.956
4 -	2:11.521	+ 6.731	8:40:17.370	9 -	2:04.790		8:50:55.746
5 -	2:08.223	+ 3.433	8:42:25.593				
66	Dan BIRCH		B		TVR Griffiths 500		
1 -	3:04.004	+ 47.699	8:34:12.189	5 -	2:27.964	+ 11.659	8:44:38.424
2 -	2:47.086	+ 30.781	8:36:59.275	6 -	2:23.611	+ 7.306	8:47:02.035
3 -	2:37.675	+ 21.370	8:39:36.950	7 -	2:19.942	+ 3.637	8:49:21.977
4 -	2:33.510	+ 17.205	8:42:10.460	8 -	2:16.305		8:51:38.282
69	Richard HEWITT		B		TVR Griffith 500		
1 -	5:26.626	+ 3:00.723	8:38:24.243	4 -	2:40.106	+ 14.203	8:46:44.394
2 -	3:06.311	+ 40.408	8:41:30.554	5 -	2:37.296	+ 11.393	8:49:21.690
3 -	2:33.734	+ 7.831	8:44:04.288	6 -	2:25.903		8:51:47.593
77	Perry WADDAMS		A		TVR Tuscan		
1 -	2:54.254	+ 36.498	8:34:18.974	5 -	2:25.718	+ 7.962	8:44:37.690
2 -	2:45.435	+ 27.679	8:37:04.409	6 -	2:23.058	+ 5.302	8:47:00.748
3 -	2:38.363	+ 20.607	8:39:42.772	7 -	2:17.902	+ 0.146	8:49:18.650
4 -	2:29.200	+ 11.444	8:42:11.972	8 -	2:17.756		8:51:36.406
88	Keith VAUGHAN WILLIAMS		B		TVR Tuscan		
1 -	3:03.817	+ 45.084	8:34:14.960	5 -	2:25.778	+ 7.045	8:44:35.545
2 -	2:48.309	+ 29.576	8:37:03.269	6 -	2:21.402	+ 2.669	8:46:56.947
3 -	2:35.804	+ 17.071	8:39:39.073	7 -	2:20.093	+ 1.360	8:49:17.040
4 -	2:30.694	+ 11.961	8:42:09.767	8 -	2:18.733		8:51:35.773
89	Andy RACE		B		TVR Tuscan RV8		
1 -	3:13.580	+ 59.275	8:34:14.122	5 -	2:19.408	+ 5.103	8:44:22.838
2 -	2:44.075	+ 29.770	8:36:58.197	6 -	2:21.039	+ 6.734	8:46:43.877
3 -	2:37.365	+ 23.060	8:39:35.562	7 -	2:15.468	+ 1.163	8:48:59.345
4 -	2:27.868	+ 13.563	8:42:03.430	8 -	2:14.305		8:51:13.650
95	Peter HUNTER		C		TVR Tasmin		
1 -	3:20.691	+ 53.288	8:34:10.076	5 -	2:30.901	+ 3.498	8:44:49.792
2 -	2:47.577	+ 20.174	8:36:57.653	6 -	2:31.003	+ 3.600	8:47:20.795
3 -	2:44.723	+ 17.320	8:39:42.376	7 -	2:31.176	+ 3.773	8:49:51.971
4 -	2:36.515	+ 9.112	8:42:18.891	8 -	2:27.403		8:52:19.374
99	Michael SAUNDERS		A		TVR Cerbera		
1 -	3:02.637	+ 1:00.727	8:34:06.319	6 -	2:09.351	+ 7.441	8:45:29.306
2 -	2:29.513	+ 27.603	8:36:35.832	7 -	2:03.955	+ 2.045	8:47:33.261
3 -	2:21.377	+ 19.467	8:38:57.209	8 -	2:01.910		8:49:35.171
4 -	2:13.906	+ 11.996	8:41:11.115	9 -	2:02.490	+ 0.580	8:51:37.661
5 -	2:08.840	+ 6.930	8:43:19.955				

Weather / Track : Sunny / Dry

Oulton Park International
Circuit Length = 2.6920 miles
Start: 08:30 End: 08:53

Dunlop TVR Challenge

RACE 1 - GRID

ROW 10	2:32.664 1 Tim DAVIS	2:40.977 26 Alex GORE
ROW 9	2:27.403 95 Peter HUNTER	2:27.988 40 Leigh JONES
ROW 8	2:25.903 69 Richard HEWITT	2:26.861 44 Gary LANCASHIRE
ROW 7	2:19.290 25 Billy THOMPSON	2:23.703 23 Jamie GOLBY
ROW 6	2:17.756 77 Perry WADDAMS	2:18.733 88 Keith VAUGHAN WILLIAMS
ROW 5	2:17.191 3 Hugh MARSHALL	2:17.342 55 Kevan GORE
ROW 4	2:16.305 66 Dan BIRCH	2:17.049 24 David CHANT
ROW 3	2:12.701 20 Nicholas CHANDLER	2:14.305 89 Andy RACE
ROW 2	2:04.790 58 Darren SMITH	2:06.151 8 Neil SAMPSON
ROW 1	1:59.380 6 Stephen GUGLIELMI	2:01.910 99 Michael SAUNDERS
Pole		
		

Oulton Park International
Circuit Length = 2.6920 miles

These results are provisional until the conclusion of any judicial and technical matters.

Clerk of Course :	Timekeeper :
-------------------	--------------

Dunlop TVR Challenge
RACE 1 - CLASSIFICATION

BRSCC FUN CUP Bulletin - 5

POS	NO	CL	NAME	ENTRY	LAPS	TIME	GAP	DIFF	MPH	BEST	ON
1	99	A	Michael SAUNDERS	TVR Cerbera	11	20:12.952			87.88	1:47.571	4
2	6	B	Stephen GUGLIELMI	TVR Tuscan	11	20:27.424	14.472	14.472	86.85	1:48.642	4
3	58	A	Darren SMITH	TVR Tuscan	11	20:35.900	22.948	8.476	86.25	1:50.361	4
4	20	A	Dean COOK	TVR Tuscan	11	21:31.264	1:18.312	55.364	82.55	1:53.606	4
5	3	A	Hugh MARSHALL	TVR Tuscan	11	21:34.503	1:21.551	3.239	82.35	1:53.674	9
6	77	A	Perry WADDAMS	TVR Tuscan	11	22:02.839	1:49.887	28.336	80.58	1:55.327	10
7	55	A	Kevan GORE	TVR Tuscan	11	22:03.338	1:50.386	0.499	80.55	1:57.418	7
8	1	A	Tim DAVIS	TVR S3RBERA	11	22:09.879	1:56.927	6.541	80.16	1:56.286	10
9	23	A	Jamie GOLBY	TVR Tuscan	10	20:13.612	1 lap	1 lap	79.85	1:57.371	10
10	89	B	Andy RACE	TVR Tuscan RV8	10	20:15.091	1 lap	1.479	79.75	1:58.013	8
11	88	B	Keith VAUGHAN WILLIAMS	TVR Tuscan	10	20:37.246	1 lap	22.155	78.32	1:59.543	10
12	66	B	Dan BIRCH	TVR Griffiths 500	10	20:38.215	1 lap	0.969	78.26	1:59.678	7
13	44	A	Gary LANCASHIRE	TVR Tuscan	10	21:40.189	1 lap	1:01.974	74.53	2:07.113	7
14	24	C	David CHANT	TVR Tasmin	10	21:40.550	1 lap	0.361	74.51	2:07.682	8
15	69	B	Richard HEWITT	TVR Griffith 500	10	23:18.128	1 lap	1:37.578	69.31	2:07.693	7
16	40	B	Leigh JONES	TVR Tasmin	9	20:13.384	2 laps	1 lap	71.88	2:08.898	8
17	25	C	Billy THOMPSON	TVR Tasmin	9	20:44.600	2 laps	31.216	70.08	2:10.812	6
18	95	C	Peter HUNTER	TVR Tasmin	9	21:12.420	2 laps	27.820	68.54	2:16.486	9
19	26	C	Alex GORE	TVR Tasmin	9	21:22.876	2 laps	10.456	67.98	2:16.434	8
NOT CLASSIFIED											
DNF	8	A	Neil SAMPSON	TVR Tuscan	3	6:34.839	8 laps	6 laps	73.63	1:53.200	2
FASTEST LAP											
99	A	Michael SAUNDERS	TVR Cerbera	4	1:47.571			90.09 mph		144.98 kph	
6	B	Stephen GUGLIELMI	TVR Tuscan	4	1:48.642			89.20 mph		143.55 kph	
24	C	David CHANT	TVR Tasmin	8	2:07.682			75.90 mph		122.15 kph	

Weather / Track : Sunny / Dry

These results are provisional until the conclusion of any judicial and technical matters.

Oulton Park International
 Circuit Length = 2.6920 miles
 Start: 10:39 End: 11:02

Clerk of Course :	Timekeeper :
-------------------	--------------

Dunlop TVR Challenge
RACE 1 - LAP CHART

BRSCC FUN CUP Bulletin - 5

Lap 1			Lap 2			Lap 3			Lap 4			Lap 5		
No	Behind	Laptime	No	Behind	Laptime	No	Behind	Laptime	No	Behind	Laptime	No	Behind	Laptime
99		1:58.015	99		1:48.719	99		1:47.811	99		1:47.571	99		1:48.424
6	1.625	1:59.640	6	3.848	1:50.942	6	5.429	1:49.392	26	1 LAP	2:20.620	40	1 LAP	2:14.165
58	2.357	2:00.372	58	5.347	1:51.709	58	8.681	1:51.145	6	6.500	1:48.642	6	8.403	1:50.327
8	5.004	2:03.019	8	9.485	1:53.200	20	22.973	1:55.880	58	11.471	1:50.361	25	1 LAP	2:23.135
20	7.959	2:05.974	20	14.904	1:55.664	55	33.561	2:00.393	20	29.008	1:53.606	69	1 LAP	2:27.512
55	9.655	2:07.670	55	20.979	2:00.043	3	38.644	1:58.819	55	45.486	1:59.496	58	14.403	1:51.356
89	15.436	2:13.451	3	27.636	1:59.483	89	42.565	2:00.988	3	47.474	1:56.401	95	1 LAP	2:20.598
3	16.872	2:14.887	89	29.388	2:02.671	23	48.584	2:03.115	89	55.557	2:00.563	20	34.435	1:53.851
23	17.766	2:15.781	23	33.280	2:04.233	77	49.125	2:00.345	77	1:02.270	2:00.716	26	1 LAP	2:22.424
88	19.428	2:17.443	88	36.176	2:05.467	1	52.814	2:03.631	23	1:02.943	2:01.930	3	54.746	1:55.696
77	19.936	2:17.951	77	36.591	2:05.374	88	53.564	2:05.199	1	1:04.125	1:58.882	55	55.607	1:58.545
1	20.256	2:18.271	1	36.994	2:05.457	66	54.566	2:03.600	88	1:09.962	2:03.969	89	1:09.019	2:01.886
66	21.154	2:19.169	66	38.777	2:06.342	8	1:00.294	2:38.620 P	66	1:10.327	2:03.332	77	1:11.238	1:57.392
24	24.016	2:22.031	24	43.629	2:08.332	24	1:05.749	2:09.931	24	1:27.177	2:08.999	1	1:13.584	1:57.883
44	29.371	2:27.386	44	50.314	2:09.662	44	1:10.562	2:08.059	44	1:30.276	2:07.285	23	1:14.034	1:59.515
25	29.814	2:27.829	69	52.738	2:11.442	69	1:20.540	2:15.613				88	1:22.466	2:00.928
69	30.015	2:28.030	25	56.404	2:15.309	25	1:21.512	2:12.919				66	1:23.217	2:01.314
40	31.704	2:29.719	40	57.036	2:14.051	40	1:22.856	2:13.631				24	1:47.050	2:08.297
95	37.765	2:35.780	95	1:13.018	2:23.972	95	1:46.379	2:21.172						
26	40.975	2:38.990	26	1:16.928	2:24.672									

Weather / Track : Sunny / Dry

Oulton Park International
 Circuit Length = 2.6920 miles
 Start: 10:39 End: 11:02

Dunlop TVR Challenge
RACE 1 - LAP CHART

BRSCC FUN CUP Bulletin - 5

Lap 6			Lap 7			Lap 8			Lap 9			Lap 10		
No	Behind	Laptime	No	Behind	Laptime	No	Behind	Laptime	No	Behind	Laptime	No	Behind	Laptime
99		1:47.592	99		1:48.392	99		1:49.566	99		1:54.843	99		1:50.877
44	1 LAP	2:07.693	6	12.777	1:50.424	6	15.137	1:51.926	88	1 LAP	2:01.279	25	2 LAPS	2:13.665
6	10.745	1:49.934	24	1 LAP	2:09.564	58	24.755	1:52.902	66	1 LAP	2:02.645	6	15.171	1:51.844
58	19.411	1:52.600	58	21.419	1:50.400	44	1 LAP	2:07.113	95	2 LAPS	2:18.421	88	1 LAP	2:02.662
40	1 LAP	2:14.606	44	1 LAP	2:09.351	24	1 LAP	2:09.690	6	14.204	1:53.910	66	1 LAP	2:01.168
69	1 LAP	2:13.652	20	51.611	1:58.038	20	58.278	1:56.233	26	2 LAPS	2:20.369	58	22.954	1:52.311
25	1 LAP	2:18.018	40	1 LAP	2:14.759	3	1:16.787	1:56.867	58	21.520	1:51.608	95	2 LAPS	2:16.923
20	41.965	1:55.122	69	1 LAP	2:09.963	69	1 LAP	2:07.693	44	1 LAP	2:07.226	26	2 LAPS	2:16.434
95	1 LAP	2:19.352	25	1 LAP	2:10.812	40	1 LAP	2:13.552	24	1 LAP	2:07.682	20	1:09.496	1:58.960
3	1:02.929	1:55.775	3	1:09.486	1:54.949	55	1:31.855	2:05.850	20	1:01.413	1:57.978	44	1 LAP	2:07.599
55	1:06.545	1:58.530	55	1:15.571	1:57.418	77	1:39.477	1:58.796	3	1:15.618	1:53.674	24	1 LAP	2:08.059
26	1 LAP	2:20.780	77	1:30.247	1:57.527	89	1:41.495	1:58.013	69	1 LAP	2:08.716	3	1:18.871	1:54.130
89	1:20.754	1:59.327	89	1:33.048	2:00.686	25	1 LAP	2:29.741	40	1 LAP	2:08.898	55	1:42.528	1:57.473
77	1:21.112	1:57.466	1	1:33.453	1:59.225	1	1:42.396	1:58.509	55	1:35.932	1:58.920	77	1:45.365	1:55.327
1	1:22.620	1:56.628	23	1:34.040	1:58.020	23	1:42.683	1:58.209	77	1:40.915	1:56.281	1	1:49.980	1:56.286
23	1:24.412	1:57.970	95	1 LAP	2:19.716				1	1:44.571	1:57.018	69	1 LAP	2:09.362
88	1:35.809	2:00.935	26	1 LAP	2:21.562				89	1:45.179	1:58.527			
66	1:36.430	2:00.805	88	1:47.238	1:59.821				23	1:45.308	1:57.468			
			66	1:47.716	1:59.678									

Weather / Track : Sunny / Dry

Oulton Park International
 Circuit Length = 2.6920 miles
 Start: 10:39 End: 11:02

**Dunlop TVR Challenge
RACE 1 - LAP CHART**

BRSCC FUN CUP Bulletin - 5


Lap 11		
No	Behind	Laptime
99		1:51.142
40	2 LAPS	2:10.003
23	1 LAP	1:57.371
89	1 LAP	1:58.979
6	14.472	1:50.443
58	22.948	1:51.136
88	1 LAP	1:59.543
66	1 LAP	2:00.162
25	2 LAPS	2:13.172
95	2 LAPS	2:16.486
26	2 LAPS	2:17.025
20	1:18.312	1:59.958
3	1:21.551	1:53.822
44	1 LAP	2:08.815
24	1 LAP	2:07.965
77	1:49.887	1:55.664
55	1:50.386	1:59.000
1	1:56.927	1:58.089
69	1 LAP	3:06.145

Weather / Track : Sunny / Dry

Oulton Park International
Circuit Length = 2.6920 miles
Start: 10:39 End: 11:02

Dunlop TVR Challenge

RACE 3 - GRID

ROW 10	26 Alex GORE	8 Neil SAMPSON
ROW 9	25 Billy THOMPSON	95 Peter HUNTER
ROW 8	69 Richard HEWITT	40 Leigh JONES
ROW 7	44 Gary LANCASHIRE	24 David CHANT
ROW 6	88 Keith VAUGHAN WILLIAMS	66 Dan BIRCH
ROW 5	23 Jamie GOLBY	89 Andy RACE
ROW 4	55 Kevan GORE	1 Tim DAVIS
ROW 3	3 Hugh MARSHALL	77 Perry WADDAMS
ROW 2	58 Darren SMITH	20 Dean COOK
ROW 1	99 Michael SAUNDERS	6 Stephen GUGLIELMI
Pole		
		

Oulton Park International
Circuit Length = 2.6920 miles

These results are provisional until the conclusion of any judicial and technical matters.

Clerk of Course :		Timekeeper :
-------------------	--	--------------

BRS Recovery Ford XR Challenge BRSCC FUN CUP Bulletin - 3
QUALIFYING - RACE 2 - CLASSIFICATION

POS	NO	CL	NAME	ENTRY	TIME	ON	LAPS	GAP	DIFF	MPH
1	11	A	Paul BISHOP	Ford Fiesta XR2	2:06.767	9	10			76.44
2	17	A	Craig READYHOUGH	Ford Fiesta XR2	2:07.285	7	9	0.518	0.518	76.13
3	66	A	Steve POOLE	Ford Fiesta XR2	2:09.530	6	9	2.763	2.245	74.81
4	79	A	Simon SHERIDAN	Ford Fiesta XR2	2:10.568	7	7	3.801	1.038	74.22
5	23	A	Greg SPEIGHT	Ford Fiesta XR2	2:10.836	9	9	4.069	0.268	74.07
6	18	A	Michael HEATH	Ford Fiesta XR2	2:11.468	8	9	4.701	0.632	73.71
7	3	A	Peter LANCASTER	Ford Fiesta XR2	2:11.558	7	9	4.791	0.090	73.66
8	63	B	Terry KELLAHER	Ford Escort XR3i	2:12.237	8	9	5.470	0.679	73.28
9	22	B	Danny LEIGH	Ford Escort XR3i	2:12.758	8	9	5.991	0.521	72.99
10	9	A	George DWANE	Ford Fiesta XR2	2:14.554	7	9	7.787	1.796	72.02
11	62	B	Lee BOWRON	Ford Escort XR3i	2:14.826	9	9	8.059	0.272	71.88

Weather / Track : Sunny / Dry
These results are provisional until the conclusion of any judicial and technical matters.

Oulton Park International
 Circuit Length = 2.6920 miles
 Start: 08:56 End: 09:19

Clerk of Course :		Timekeeper :
-------------------	--	--------------

BRS Recovery Ford XR Challenge BRSCC FUN CUP Bulletin - 3
QUALIFYING - RACE 2 - LAP ANALYSIS

3	Peter LANCASTER		A Ford Fiesta XR2				
1 -	2:28.367	+ 16.809	8:58:54.853	6 -	2:12.008	+ 0.450	9:10:07.017
2 -	2:18.737	+ 7.179	9:01:13.590	7 -	2:11.558		9:12:18.575
3 -	2:15.496	+ 3.938	9:03:29.086	8 -	2:24.649	+ 13.091	9:14:43.224
4 -	2:13.285	+ 1.727	9:05:42.371	9 -	2:41.087	+ 29.529	9:17:24.311
5 -	2:12.638	+ 1.080	9:07:55.009				
9	George DWANE		A Ford Fiesta XR2				
1 -	2:33.485	+ 18.931	8:59:05.925	6 -	2:17.191	+ 2.637	9:10:55.354
2 -	2:19.406	+ 4.852	9:01:25.331	7 -	2:14.554		9:13:09.908
3 -	2:18.052	+ 3.498	9:03:43.383	8 -	2:22.325	+ 7.771	9:15:32.233
4 -	2:15.686	+ 1.132	9:05:59.069	9 -	2:15.571	+ 1.017	9:17:47.804
5 -	2:39.094	+ 24.540	9:08:38.163				
11	Paul BISHOP		A Ford Fiesta XR2				
1 -	2:27.894	+ 21.127	8:58:52.753	6 -	2:08.485	+ 1.718	9:09:53.980
2 -	2:16.622	+ 9.855	9:01:09.375	7 -	2:08.239	+ 1.472	9:12:02.219
3 -	2:12.962	+ 6.195	9:03:22.337	8 -	2:07.663	+ 0.896	9:14:09.882
4 -	2:14.101	+ 7.334	9:05:36.438	9 -	2:06.767		9:16:16.649
5 -	2:09.057	+ 2.290	9:07:45.495	10 -	2:22.065	+ 15.298	9:18:38.714
17	Craig READYHOUGH		A Ford Fiesta XR2				
1 -	2:43.909	+ 36.624	8:59:27.959	6 -	2:08.979	+ 1.694	9:10:29.927
2 -	2:16.489	+ 9.204	9:01:44.448	7 -	2:07.285		9:12:37.212
3 -	2:12.625	+ 5.340	9:03:57.073	8 -	2:26.365	+ 19.080	9:15:03.577
4 -	2:11.755	+ 4.470	9:06:08.828	9 -	2:07.448	+ 0.163	9:17:11.025
5 -	2:12.120	+ 4.835	9:08:20.948				
18	Michael HEATH		A Ford Fiesta XR2				
1 -	2:31.328	+ 19.860	8:59:01.929	6 -	2:12.627	+ 1.159	9:10:16.921
2 -	2:20.231	+ 8.763	9:01:22.160	7 -	2:12.617	+ 1.149	9:12:29.538
3 -	2:15.460	+ 3.992	9:03:37.620	8 -	2:11.468		9:14:41.006
4 -	2:14.068	+ 2.600	9:05:51.688	9 -	2:11.786	+ 0.318	9:16:52.792
5 -	2:12.606	+ 1.138	9:08:04.294				
22	Danny LEIGH		B Ford Escort XR3i				
1 -	2:43.741	+ 30.983	8:59:22.753	6 -	2:13.719	+ 0.961	9:11:16.208
2 -	2:25.455	+ 12.697	9:01:48.208	7 -	2:13.719	+ 0.961	9:13:29.927
3 -	2:17.224	+ 4.466	9:04:05.432	8 -	2:12.758		9:15:42.685
4 -	2:41.312	+ 28.554	9:06:46.744	9 -	2:46.563	+ 33.805	9:18:29.248
5 -	2:15.745	+ 2.987	9:09:02.489				
23	Greg SPEIGHT		A Ford Fiesta XR2				
1 -	2:42.770	+ 31.934	8:59:23.693	6 -	2:12.333	+ 1.497	9:10:36.147
2 -	2:18.305	+ 7.469	9:01:41.998	7 -	2:10.903	+ 0.067	9:12:47.050
3 -	2:14.522	+ 3.686	9:03:56.520	8 -	2:30.475	+ 19.639	9:15:17.525
4 -	2:15.777	+ 4.941	9:06:12.297	9 -	2:10.836		9:17:28.361
5 -	2:11.517	+ 0.681	9:08:23.814				
62	Lee BOWRON		B Ford Escort XR3i				
1 -	2:32.536	+ 17.710	8:59:00.686	6 -	2:17.464	+ 2.638	9:10:39.803
2 -	2:22.536	+ 7.710	9:01:23.222	7 -	2:16.500	+ 1.674	9:12:56.303
3 -	2:19.264	+ 4.438	9:03:42.486	8 -	2:16.953	+ 2.127	9:15:13.256
4 -	2:20.432	+ 5.606	9:06:02.918	9 -	2:14.826		9:17:28.082
5 -	2:19.421	+ 4.595	9:08:22.339				
63	Terry KELLAHER		B Ford Escort XR3i				
1 -	2:48.472	+ 36.235	8:59:25.645	6 -	2:14.477	+ 2.240	9:10:53.716
2 -	2:24.964	+ 12.727	9:01:50.609	7 -	2:12.732	+ 0.495	9:13:06.448
3 -	2:17.971	+ 5.734	9:04:08.580	8 -	2:12.237		9:15:18.685
4 -	2:16.086	+ 3.849	9:06:24.666	9 -	2:12.464	+ 0.227	9:17:31.149

Weather / Track : Sunny / Dry

Oulton Park International
 Circuit Length = 2.6920 miles
 Start: 08:56 End: 09:19

BRS Recovery Ford XR Challenge BRSCC FUN CUP Bulletin - 3
QUALIFYING - RACE 2 - LAP ANALYSIS


5 -	2:14.573	+ 2.336	9:08:39.239			
66	Steve POOLE		A Ford Fiesta XR2			
1 -	2:32.618	+ 23.088	8:59:06.456	6 -	2:09.530	9:10:10.173
2 -	2:15.905	+ 6.375	9:01:22.361	7 -	2:10.574	+ 1.044
3 -	2:14.306	+ 4.776	9:03:36.667	8 -	2:45.095	+ 35.565
4 -	2:12.951	+ 3.421	9:05:49.618	9 -	2:11.052	+ 1.522
5 -	2:11.025	+ 1.495	9:08:00.643			
79	Simon SHERIDAN		A Ford Fiesta XR2			
1 -	2:34.026	+ 23.458	8:59:09.302	5 -	2:25.062	+ 14.494
2 -	2:17.822	+ 7.254	9:01:27.124	6 -	2:12.486	+ 1.918
3 -	7:58.020	+ 5:47.452	9:09:25.144	7 -	2:10.568	9:18:26.257
4 -	2:12.997	+ 2.429	9:11:38.141			

Weather / Track : Sunny / Dry

Oulton Park International
 Circuit Length = 2.6920 miles
 Start: 08:56 End: 09:19

BRS Recovery Ford XR Challenge

RACE 2 - GRID

ROW 6	2:14.826 62 Lee BOWRON	
ROW 5	2:12.758 22 Danny LEIGH	2:14.554 9 George DWANE
ROW 4	2:11.558 3 Peter LANCASTER	2:12.237 63 Terry KELLAHER
ROW 3	2:10.836 23 Greg SPEIGHT	2:11.468 18 Michael HEATH
ROW 2	2:09.530 66 Steve POOLE	2:10.568 79 Simon SHERIDAN
ROW 1	2:06.767 11 Paul BISHOP	2:07.285 17 Craig READYHOUGH
Pole		
		

Oulton Park International
Circuit Length = 2.6920 miles

These results are provisional until the conclusion of any judicial and technical matters.

Clerk of Course :		Timekeeper :

BRS Recovery Ford XR Challenge BRSCC FUN CUP Bulletin - 6
RACE 2 - CLASSIFICATION

POS	NO	CL	NAME	ENTRY	LAPS	TIME	GAP	DIFF	MPH	BEST	ON
1	11	A	Paul BISHOP	Ford Fiesta XR2	10	21:16.387			75.92	2:05.783	3
2	79	A	Simon SHERIDAN	Ford Fiesta XR2	10	21:18.864	2.477	2.477	75.78	2:05.967	3
3	66	A	Steve POOLE	Ford Fiesta XR2	10	21:21.399	5.012	2.535	75.63	2:06.173	3
4	23	A	Greg SPEIGHT	Ford Fiesta XR2	10	21:37.269	20.882	15.870	74.70	2:08.151	4
5	3	A	Peter LANCASTER	Ford Fiesta XR2	10	21:39.270	22.883	2.001	74.59	2:07.508	5
6	18	A	Michael HEATH	Ford Fiesta XR2	10	21:39.398	23.011	0.128	74.58	2:07.703	4
7	22	B	Danny LEIGH	Ford Escort XR3i	10	21:50.353	33.966	10.955	73.95	2:09.470	5
8	63	B	Terry KELLAHER	Ford Escort XR3i	10	21:51.814	35.427	1.461	73.87	2:08.847	7
9	62	B	Lee BOWRON	Ford Escort XR3i	10	22:39.726	1:23.339	47.912	71.27	2:12.872	7

NOT CLASSIFIED

DNF	17	A	Craig READYHOUGH	Ford Fiesta XR2	1	2:15.166	9 laps	9 laps	71.69		
DNF	9	A	George DWANE	Ford Fiesta XR2	1	2:47.091	9 laps	31.925	58.00		

FASTEST LAP

11	A	Paul BISHOP	Ford Fiesta XR2	3	2:05.783	77.04 mph	123.99 kph
63	B	Terry KELLAHER	Ford Escort XR3i	7	2:08.847	75.21 mph	121.04 kph

Weather / Track : Sunny / Dry
 These results are provisional until the conclusion of any judicial and technical matters.

Oulton Park International
 Circuit Length = 2.6920 miles
 Start: 11:10 End: 11:33

Clerk of Course :	Timekeeper :
-------------------	--------------

BRS Recovery Ford XR Challenge BRSCC FUN CUP Bulletin - 6

RACE 2 - LAP CHART

Lap 1			Lap 2			Lap 3			Lap 4			Lap 5		
No	Behind	Laptime	No	Behind	Laptime	No	Behind	Laptime	No	Behind	Laptime	No	Behind	Laptime
66		2:14.515	66		2:06.875	66		2:06.173	11		2:06.734	11		2:06.677
79	0.153	2:14.668	79	0.311	2:07.033	79	0.105	2:05.967	79	1.941	2:08.873	66	1.881	2:06.183
11	0.364	2:14.879	11	0.693	2:07.204	11	0.303	2:05.783	66	2.375	2:09.412	79	1.976	2:06.712
17	0.651	2:15.166	23	5.755	2:08.992	23	8.042	2:08.460	23	9.156	2:08.151	23	10.911	2:08.432
18	3.049	2:17.564	18	6.316	2:10.142	18	9.090	2:08.947	18	9.756	2:07.703	18	11.085	2:08.006
23	3.638	2:18.153	3	6.793	2:09.298	3	9.311	2:08.691	3	10.358	2:08.084	3	11.189	2:07.508
3	4.370	2:18.885	22	8.926	2:09.585	22	12.394	2:09.641	22	15.406	2:10.049	22	18.199	2:09.470
63	5.929	2:20.444	63	12.545	2:13.491	63	16.752	2:10.380	63	19.834	2:10.119	63	22.597	2:09.440
22	6.216	2:20.731	62	27.627	2:16.583	62	36.325	2:14.871	62	43.236	2:13.948	62	49.614	2:13.055
62	17.919	2:32.434												
9	32.576	2:47.091 P												

Weather / Track : Sunny / Dry

Oulton Park International
 Circuit Length = 2.6920 miles
 Start: 11:10 End: 11:33

BRS Recovery Ford XR Challenge BRSCC FUN CUP Bulletin - 6


RACE 2 - LAP CHART

Lap 6			Lap 7			Lap 8			Lap 9			Lap 10		
No	Behind	Laptime	No	Behind	Laptime	No	Behind	Laptime	No	Behind	Laptime	No	Behind	Laptime
11		2:06.687	11		2:06.733	11		2:06.540	11		2:07.206	11		2:07.944
79	2.404	2:07.115	79	2.739	2:07.068	79	2.762	2:06.563	79	2.919	2:07.363	79	2.477	2:07.502
66	2.960	2:07.766	66	3.004	2:06.777	66	4.090	2:07.626	66	3.784	2:06.900	66	5.012	2:09.172
23	13.906	2:09.682	23	15.382	2:08.209	23	17.421	2:08.579	23	19.248	2:09.033	23	20.882	2:09.578
3	15.079	2:10.577	3	17.614	2:09.268	3	19.919	2:08.845	3	21.766	2:09.053	3	22.883	2:09.061
18	15.328	2:10.930	18	20.267	2:11.672	18	22.372	2:08.645	18	23.242	2:08.076	18	23.011	2:07.713
22	21.589	2:10.077	22	25.275	2:10.419	22	28.731	2:09.996	22	31.299	2:09.774	22	33.966	2:10.611
63	25.208	2:09.298	63	27.322	2:08.847	63	29.947	2:09.165	63	34.193	2:11.452	63	35.427	2:09.178
62	56.083	2:13.156	62	1:02.222	2:12.872	62	1:10.224	2:14.542	62	1:16.814	2:13.796	62	1:23.339	2:14.469

Weather / Track : Sunny / Dry

Oulton Park International
 Circuit Length = 2.6920 miles
 Start: 11:10 End: 11:33

BRS Recovery Ford XR Challenge BRSCC FUN CUP Bulletin - 8
RACE 4 - GRID

ROW 6	9	George DWANE	
ROW 5	11	Paul BISHOP	17
ROW 4	66	Steve POOLE	79
ROW 3	3	Peter LANCASTER	23
ROW 2	22	Danny LEIGH	18
ROW 1	62	Lee BOWRON	63
Pole			
			

Oulton Park International
 Circuit Length = 2.6920 miles

These results are provisional until the conclusion of any judicial and technical matters.

Clerk of Course :		Timekeeper :

BRS Recovery Ford XR Challenge BRSCC FUN CUP Bulletin - 10
RACE 4 - CLASSIFICATION

POS	NO	CL	NAME	ENTRY	LAPS	TIME	GAP	DIFF	MPH	BEST	ON
1	66	A	Steve POOLE	Ford Fiesta XR2	10	21:22.619			75.55	2:06.581	8
2	17	A	Craig READYHOUGH	Ford Fiesta XR2	10	21:22.728	0.109	0.109	75.55	2:06.109	9
3	11	A	Paul BISHOP	Ford Fiesta XR2	10	21:22.868	0.249	0.140	75.54	2:05.068	9
4	79	A	Simon SHERIDAN	Ford Fiesta XR2	10	21:38.423	15.804	15.555	74.63	2:05.852	4
5	18	A	Michael HEATH	Ford Fiesta XR2	10	21:45.099	22.480	6.676	74.25	2:08.837	5
6	23	A	Greg SPEIGHT	Ford Fiesta XR2	10	21:49.641	27.022	4.542	73.99	2:08.459	4
7	22	B	Danny LEIGH	Ford Escort XR3i	10	21:56.316	33.697	6.675	73.62	2:09.339	7
8	63	B	Terry KELLAHER	Ford Escort XR3i	10	22:04.736	42.117	8.420	73.15	2:10.109	8
9	3	A	Peter LANCASTER	Ford Fiesta XR2	10	22:05.716	43.097	0.980	73.10	2:09.966	9
10	62	B	Lee BOWRON	Ford Escort XR3i	10	22:44.040	1:21.421	38.324	71.04	2:11.037	6

NOT CLASSIFIED

DNF	9	A	George DWANE	Ford Fiesta XR2	5	11:33.175	5 laps	5 laps	69.90	2:12.373	2
-----	---	---	--------------	-----------------	---	-----------	--------	--------	-------	----------	---

FASTEST LAP

11	A	Paul BISHOP	Ford Fiesta XR2	9	2:05.068	77.48 mph	124.70 kph
22	B	Danny LEIGH	Ford Escort XR3i	7	2:09.339	74.92 mph	120.58 kph

Weather / Track : Sunny / Dry
 These results are provisional until the conclusion of any judicial and technical matters.

Oulton Park International
 Circuit Length = 2.6920 miles
 Start: 13:02 End: 13:25

Clerk of Course :	Timekeeper :
-------------------	--------------

BRS Recovery Ford XR Challenge BRSCC FUN CUP Bulletin - 10

RACE 4 - LAP CHART

Lap 1			Lap 2			Lap 3			Lap 4			Lap 5		
No	Behind	Laptime	No	Behind	Laptime	No	Behind	Laptime	No	Behind	Laptime	No	Behind	Laptime
18		2:16.737	66		2:07.886	66		2:06.773	66		2:06.983	66		2:06.870
23	0.762	2:17.499	18	0.937	2:10.851	79	1.447	2:06.984	79	0.316	2:05.852	79	0.125	2:06.679
66	2.028	2:18.765	79	1.236	2:07.815	11	2.162	2:06.944	11	0.672	2:05.493	11	0.421	2:06.619
79	3.335	2:20.072	23	1.753	2:10.905	17	3.167	2:07.734	17	2.786	2:06.602	17	2.295	2:06.379
62	3.894	2:20.631	11	1.991	2:07.108	18	3.186	2:09.022	18	5.158	2:08.955	18	7.125	2:08.837
17	4.116	2:20.853	17	2.206	2:08.004	23	4.413	2:09.433	23	5.889	2:08.459	23	11.546	2:12.527
3	4.732	2:21.469	62	5.749	2:11.769	22	12.951	2:10.223	22	15.641	2:09.673	22	18.568	2:09.797
11	4.797	2:21.534	3	6.546	2:11.728	3	16.862	2:17.089	3	20.877	2:10.998	63	25.022	2:10.794
9	9.130	2:25.867	22	9.501	2:09.890	9	17.239	2:12.423	63	21.098	2:10.721	3	25.578	2:11.571
22	9.525	2:26.262	9	11.589	2:12.373	63	17.360	2:11.380	62	24.608	2:11.570	62	28.903	2:11.165
63	12.073	2:28.810	63	12.753	2:10.594	62	20.021	2:21.045	9	28.162	2:17.906	9	45.898	2:24.606 P

Weather / Track : Sunny / Dry

Oulton Park International
 Circuit Length = 2.6920 miles
 Start: 13:02 End: 13:25

BRS Recovery Ford XR Challenge BRSCC FUN CUP Bulletin - 10

RACE 4 - LAP CHART

Lap 6			Lap 7			Lap 8			Lap 9			Lap 10		
No	Behind	Laptime	No	Behind	Laptime	No	Behind	Laptime	No	Behind	Laptime	No	Behind	Laptime
66		2:06.710	66		2:06.961	66		2:06.581	66		2:06.932	66		2:08.158
79	1.976	2:08.561	17	1.331	2:06.313	17	1.434	2:06.684	17	0.611	2:06.109	17	0.109	2:07.656
17	1.979	2:06.394	11	1.579	2:06.376	11	4.643	2:09.645	11	2.779	2:05.068	11	0.249	2:05.628
11	2.164	2:08.453	79	8.527	2:13.512	79	10.461	2:08.515	79	11.700	2:08.171	79	15.804	2:12.262
18	10.568	2:10.153	18	12.824	2:09.217	18	15.577	2:09.334	18	19.837	2:11.192	18	22.480	2:10.801
23	15.215	2:10.379	23	18.547	2:10.293	23	21.542	2:09.576	23	25.347	2:10.737	23	27.022	2:09.833
22	21.737	2:09.879	22	24.115	2:09.339	22	27.389	2:09.855	22	30.527	2:10.070	22	33.697	2:11.328
63	29.447	2:11.135	63	32.993	2:10.507	63	36.521	2:10.109	63	39.853	2:10.264	63	42.117	2:10.422
3	29.715	2:10.847	3	33.763	2:11.009	3	37.406	2:10.224	3	40.440	2:09.966	3	43.097	2:10.815
62	33.230	2:11.037	62	49.281	2:23.012	62	1:00.593	2:17.893	62	1:17.093	2:23.432	62	1:21.421	2:12.486

Weather / Track : Sunny / Dry

Oulton Park International
 Circuit Length = 2.6920 miles
 Start: 13:02 End: 13:25

Fun Cup

BRSCC Bulletin - 4

QUALIFYING - RACE 5 - CLASSIFICATION

POS	NO	CL	NAME	ENTRY	TIME	ON	LAPS	GAP	DIFF	MPH
1	209	D	Eco Racing/Solutions Racing	BURT/ABRAHAM	2:01.898	18	18			79.50
2	245	D	RAM	PADMORE/REYNOLDS	2:02.626	19	20	0.728	0.728	79.03
3	248	D	CCS Media/Solutions Racing	TOMLINSON/HORNARMAND/CARANNANTE	2:03.180	22	22	1.282	0.554	78.67
4	223	D	Eclipse	MCINERNEY/GRIFFITHS/THORPE	2:03.812	16	24	1.914	0.632	78.27
5	2	D	Team Honeywell	FAWCETT/PLIMMER	2:03.868	17	17	1.970	0.056	78.23
6	207	D	New Level/Solutions Racing	BURTON/PATTLE	2:04.211	19	23	2.313	0.343	78.02
7	101	D	JPR	MERTENS/MATTHEWS	2:04.922	22	25	3.024	0.711	77.57
8	131	D	JPR/Indigo Racing	HARRIS/HOPE/JOHANSEN	2:05.218	20	20	3.320	0.296	77.39
9	1		JPR/Credit Crunch Racing	WHEELDON/COLE/JACKSON	2:05.284	16	25	3.386	0.066	77.35
10	211	D	Track Torque Racing Ltd	HARTLAND/CROYDON	2:05.362	13	13	3.464	0.078	77.30
11	195	D	Scarab Racing	DE GROOT/STENHOUSE	2:05.514	13	23	3.616	0.152	77.21
12	102		JPR	BATH/MATTHEWS/WARDLE	2:06.155	26	26	4.257	0.641	76.82
13	190		Bean Racing/Solutions Racing	SIMON	2:06.598	18	19	4.700	0.443	76.55
14	212	D	Track Torque Racing Ltd	WEBB/GIBBS/ROCK	2:06.687	20	22	4.789	0.089	76.49
15	107		JPR	McCOLLUM/SMITH	2:07.555	25	26	5.657	0.868	75.97
16	158		Sherardiza UK Motorsport	HUNT/BELSHAW	2:08.179	12	18	6.281	0.624	75.60
17	88		JPR/Ecurie Escargot	SOMERTON/HERBERT	2:08.202	18	26	6.304	0.023	75.59
18	106	D	Track Torque Racing Ltd	GRIMES/ROUND	2:08.897	5	21	6.999	0.695	75.18
19	104		Scuderia Xcat	HARRIS/BONHAM/THOMAS	2:09.327	16	25	7.429	0.430	74.93
20	41		Ecurie Escargot 2	ANDREW/SUTTON	2:10.947	16	18	9.049	1.620	74.00
21	111		Jolly Roger Racing 2	GILL/JAFFRAY	2:12.154	6	7	10.256	1.207	73.33
22	14		Beacon	BROWN/HARRISON/DUGGLEBY	2:13.679	6	10	11.781	1.525	72.49
23	49		Beacon Racing	COBB/BROWN	2:13.841	8	13	11.943	0.162	72.40
24	99		JPR	LAWSON/PICKVANACE/HARRISON	2:14.007	15	23	12.109	0.166	72.31
25	257		Jolly Roger Racing	HUMPHREYS/BEVERELY	2:19.694	6	7	17.796	5.687	69.37

Weather / Track : Sunny / Dry
 These results are provisional until the conclusion of any judicial and technical matters.

Oulton Park International
 Circuit Length = 2.6920 miles
 Start: 09:24 End: 10:26

Clerk of Course :		Timekeeper :
-------------------	--	--------------

Fun Cup

BRSCC Bulletin - 4

QUALIFYING - RACE 5 - LAP ANALYSIS

1	JPR/Credit Crunch Racing			WHEELDON/COLE/JACKSON			
1 -	2:21.700	+ 16.416	9:27:33.460	14 -	2:05.816	+ 0.532	9:57:37.217
2 -	2:21.350 P	+ 16.066	9:29:54.810	15 -	2:05.505	+ 0.221	9:59:42.722
3 -	3:05.626	+ 1:00.342	9:33:00.436	16 -	2:05.284		10:01:48.006
4 -	2:11.229	+ 5.945	9:35:11.665	17 -	2:09.201 P	+ 3.917	10:03:57.207
5 -	2:10.574	+ 5.290	9:37:22.239	18 -	2:53.522	+ 48.238	10:06:50.729
6 -	2:10.178	+ 4.894	9:39:32.417	19 -	2:06.684	+ 1.400	10:08:57.413
7 -	2:12.278	+ 6.994	9:41:44.695	20 -	2:06.815	+ 1.531	10:11:04.228
8 -	2:15.189 P	+ 9.905	9:43:59.884	21 -	2:06.893	+ 1.609	10:13:11.121
9 -	3:00.241	+ 54.957	9:47:00.125	22 -	2:08.552	+ 3.268	10:15:19.673
10 -	2:08.823	+ 3.539	9:49:08.948	23 -	2:07.743	+ 2.459	10:17:27.416
11 -	2:06.230	+ 0.946	9:51:15.178	24 -	2:07.050	+ 1.766	10:19:34.466
12 -	2:08.789	+ 3.505	9:53:23.967	25 -	2:12.159 P	+ 6.875	10:21:46.625
13 -	2:07.434	+ 2.150	9:55:31.401				
2	Team Honeywell			D FAWCETT/PLIMMER			
1 -	2:16.174	+ 12.306	9:27:46.134	10 -	2:06.398	+ 2.530	9:49:08.111
2 -	2:10.513	+ 6.645	9:29:56.647	11 -	2:05.851	+ 1.983	9:51:13.962
3 -	2:09.340	+ 5.472	9:32:05.987	12 -	2:09.789 P	+ 5.921	9:53:23.751
4 -	2:08.745	+ 4.877	9:34:14.732	13 -	22:10.779	+ 20:06.911	10:15:34.530
5 -	2:07.586	+ 3.718	9:36:22.318	14 -	2:03.989	+ 0.121	10:17:38.519
6 -	2:13.827 P	+ 9.959	9:38:36.145	15 -	2:04.100	+ 0.232	10:19:42.619
7 -	4:11.846	+ 2:07.978	9:42:47.991	16 -	2:03.903	+ 0.035	10:21:46.522
8 -	2:07.624	+ 3.756	9:44:55.615	17 -	2:03.868		10:23:50.390
9 -	2:06.098	+ 2.230	9:47:01.713				
14	Beacon			BROWN/HARRISON/DUGGLEBY			
1 -	2:20.989	+ 7.310	9:27:49.791	6 -	2:13.679		9:41:18.539
2 -	2:17.314	+ 3.635	9:30:07.105	7 -	2:18.024 P	+ 4.345	9:43:36.563
3 -	2:27.862 P	+ 14.183	9:32:34.967	8 -	3:53.408	+ 1:39.729	9:47:29.971
4 -	4:14.734	+ 2:01.055	9:36:49.701	9 -	2:15.232	+ 1.553	9:49:45.203
5 -	2:15.159	+ 1.480	9:39:04.860	10 -	2:20.140 P	+ 6.461	9:52:05.343
41	Ecurie Escargot 2			ANDREW/SUTTON			
1 -	2:17.259	+ 6.312	9:32:42.085	10 -	2:12.502	+ 1.555	10:07:29.833
2 -	2:30.220 P	+ 19.273	9:35:12.305	11 -	2:13.338	+ 2.391	10:09:43.171
3 -	16:37.866	+ 14:26.919	9:51:50.171	12 -	2:11.419	+ 0.472	10:11:54.590
4 -	2:15.706	+ 4.759	9:54:05.877	13 -	2:18.340 P	+ 7.393	10:14:12.930
5 -	2:15.733	+ 4.786	9:56:21.610	14 -	3:07.579	+ 56.632	10:17:20.509
6 -	2:12.578	+ 1.631	9:58:34.188	15 -	2:13.269	+ 2.322	10:19:33.778
7 -	2:12.735	+ 1.788	10:00:46.923	16 -	2:10.947		10:21:44.725
8 -	2:13.306	+ 2.359	10:03:00.229	17 -	2:12.348	+ 1.401	10:23:57.073
9 -	2:17.102	+ 6.155	10:05:17.331	18 -	2:11.424	+ 0.477	10:26:08.497
49	Beacon Racing			COBB/BROWN			
1 -	2:30.511	+ 16.670	9:27:28.591	8 -	2:13.841		9:44:39.617
2 -	2:17.402	+ 3.561	9:29:45.993	9 -	2:16.586 P	+ 2.745	9:46:56.203
3 -	2:18.497	+ 4.656	9:32:04.490	10 -	3:39.153 P	+ 1:25.312	9:50:35.356
4 -	2:16.927	+ 3.086	9:34:21.417	11 -	4:19.514	+ 2:05.673	9:54:54.870
5 -	2:21.638 P	+ 7.797	9:36:43.055	12 -	2:21.666	+ 7.825	9:57:16.536
6 -	3:26.846	+ 1:13.005	9:40:09.901	13 -	2:28.514 P	+ 14.673	9:59:45.050
7 -	2:15.875	+ 2.034	9:42:25.776				
88	JPR/Ecurie Escargot			SOMERTON/HERBERT			
1 -	2:23.666	+ 15.464	9:27:47.343	14 -	2:14.180 P	+ 5.978	9:56:36.290
2 -	2:18.436	+ 10.234	9:30:05.779	15 -	3:39.402	+ 1:31.200	10:00:15.692
3 -	2:16.771	+ 8.569	9:32:22.550	16 -	2:11.348	+ 3.146	10:02:27.040
4 -	2:14.093	+ 5.891	9:34:36.643	17 -	2:10.398	+ 2.196	10:04:37.438
5 -	2:12.066	+ 3.864	9:36:48.709	18 -	2:08.202		10:06:45.640
6 -	2:10.940	+ 2.738	9:38:59.649	19 -	2:09.501	+ 1.299	10:08:55.141
7 -	2:10.580	+ 2.378	9:41:10.229	20 -	2:13.220	+ 5.018	10:11:08.361
8 -	2:12.507	+ 4.305	9:43:22.736	21 -	2:18.225	+ 10.023	10:13:26.586

Weather / Track : Sunny / Dry

Oulton Park International
Circuit Length = 2.6920 miles
Start: 09:24 End: 10:26

Fun Cup

BRSCC Bulletin - 4

QUALIFYING - RACE 5 - LAP ANALYSIS

9 -	2:09.948	+ 1.746	9:45:32.684	22 -	2:48.571 P	+ 40.369	10:16:15.157
10 -	2:10.243	+ 2.041	9:47:42.927	23 -	3:24.742	+ 1:16.540	10:19:39.899
11 -	2:09.475	+ 1.273	9:49:52.402	24 -	2:10.862	+ 2.660	10:21:50.761
12 -	2:18.737	+ 10.535	9:52:11.139	25 -	2:11.210	+ 3.008	10:24:01.971
13 -	2:10.971	+ 2.769	9:54:22.110	26 -	2:11.343	+ 3.141	10:26:13.314
99	JPR	LAWSON/PICKVANACE/HARRISON					
1 -	2:22.300	+ 8.293	9:28:02.089	13 -	3:10.564	+ 56.557	10:00:02.191
2 -	2:19.981	+ 5.974	9:30:22.070	14 -	2:14.095	+ 0.088	10:02:16.286
3 -	2:15.119	+ 1.112	9:32:37.189	15 -	2:14.007		10:04:30.293
4 -	2:19.259 P	+ 5.252	9:34:56.448	16 -	2:17.330 P	+ 3.323	10:06:47.623
5 -	3:45.129	+ 1:31.122	9:38:41.577	17 -	3:21.035	+ 1:07.028	10:10:08.658
6 -	2:23.071	+ 9.064	9:41:04.648	18 -	2:25.761 P	+ 11.754	10:12:34.419
7 -	2:25.227	+ 11.220	9:43:29.875	19 -	3:34.347	+ 1:20.340	10:16:08.766
8 -	2:26.743 P	+ 12.736	9:45:56.618	20 -	2:15.977	+ 1.970	10:18:24.743
9 -	3:48.270	+ 1:34.263	9:49:44.888	21 -	2:16.784	+ 2.777	10:20:41.527
10 -	2:20.064	+ 6.057	9:52:04.952	22 -	2:16.240	+ 2.233	10:22:57.767
11 -	2:21.843	+ 7.836	9:54:26.795	23 -	2:15.033	+ 1.026	10:25:12.800
12 -	2:24.832 P	+ 10.825	9:56:51.627				
101	JPR	D MERTENS/MATTHEWS					
1 -	2:19.658	+ 14.736	9:28:03.013	14 -	2:08.543	+ 3.621	9:59:53.552
2 -	2:25.704 P	+ 20.782	9:30:28.717	15 -	2:07.539	+ 2.617	10:02:01.091
3 -	3:15.944	+ 1:11.022	9:33:44.661	16 -	2:07.419	+ 2.497	10:04:08.510
4 -	2:13.240	+ 8.318	9:35:57.901	17 -	2:07.504	+ 2.582	10:06:16.014
5 -	2:13.034 P	+ 8.112	9:38:10.935	18 -	2:07.874	+ 2.952	10:08:23.888
6 -	2:58.282	+ 53.360	9:41:09.217	19 -	2:06.381	+ 1.459	10:10:30.269
7 -	2:17.922	+ 13.000	9:43:27.139	20 -	2:06.075	+ 1.153	10:12:36.344
8 -	2:11.996	+ 7.074	9:45:39.135	21 -	2:06.344	+ 1.422	10:14:42.688
9 -	2:10.991	+ 6.069	9:47:50.126	22 -	2:04.922		10:16:47.610
10 -	2:16.613 P	+ 11.691	9:50:06.739	23 -	2:05.050	+ 0.128	10:18:52.660
11 -	3:19.155	+ 1:14.233	9:53:25.894	24 -	2:10.795 P	+ 5.873	10:21:03.455
12 -	2:10.141	+ 5.219	9:55:36.035	25 -	4:04.262	+ 1:59.340	10:25:07.717
13 -	2:08.974	+ 4.052	9:57:45.009				
102	JPR	BATH/MATTHEWS/WARDLE					
1 -	2:33.597	+ 27.442	9:27:39.646	14 -	2:12.336	+ 6.181	9:58:19.790
2 -	2:21.120	+ 14.965	9:30:00.766	15 -	2:09.792	+ 3.637	10:00:29.582
3 -	2:22.317	+ 16.162	9:32:23.083	16 -	2:09.183	+ 3.028	10:02:38.765
4 -	2:16.598	+ 10.443	9:34:39.681	17 -	2:08.934	+ 2.779	10:04:47.699
5 -	2:15.282	+ 9.127	9:36:54.963	18 -	2:15.152 P	+ 8.997	10:07:02.851
6 -	2:13.846	+ 7.691	9:39:08.809	19 -	3:20.873	+ 1:14.718	10:10:23.724
7 -	2:14.832	+ 8.677	9:41:23.641	20 -	2:07.423	+ 1.268	10:12:31.147
8 -	2:15.020	+ 8.865	9:43:38.661	21 -	2:07.129	+ 0.974	10:14:38.276
9 -	2:21.039 P	+ 14.884	9:45:59.700	22 -	2:07.829	+ 1.674	10:16:46.105
10 -	3:27.717	+ 1:21.562	9:49:27.417	23 -	2:07.628	+ 1.473	10:18:53.733
11 -	2:14.973	+ 8.818	9:51:42.390	24 -	2:06.719	+ 0.564	10:21:00.452
12 -	2:13.267	+ 7.112	9:53:55.657	25 -	2:06.360	+ 0.205	10:23:06.812
13 -	2:11.797	+ 5.642	9:56:07.454	26 -	2:06.155		10:25:12.967
104	Scuderia Xcat	HARRIS/BONHAM/THOMAS					
1 -	2:24.910	+ 15.583	9:27:42.624	14 -	2:10.864	+ 1.537	9:59:24.072
2 -	2:21.892	+ 12.565	9:30:04.516	15 -	2:10.329	+ 1.002	10:01:34.401
3 -	2:22.759	+ 13.432	9:32:27.275	16 -	2:09.327		10:03:43.728
4 -	2:17.019	+ 7.692	9:34:44.294	17 -	2:13.679 P	+ 4.352	10:05:57.407
5 -	2:27.754 P	+ 18.427	9:37:12.048	18 -	3:36.911	+ 1:27.584	10:09:34.318
6 -	3:16.257	+ 1:06.930	9:40:28.305	19 -	2:13.583	+ 4.256	10:11:47.901
7 -	2:13.334	+ 4.007	9:42:41.639	20 -	2:14.132	+ 4.805	10:14:02.033
8 -	2:19.915 P	+ 10.588	9:45:01.554	21 -	2:12.672	+ 3.345	10:16:14.705
9 -	3:25.655	+ 1:16.328	9:48:27.209	22 -	2:11.946	+ 2.619	10:18:26.651
10 -	2:14.209	+ 4.882	9:50:41.418	23 -	2:13.222	+ 3.895	10:20:39.873
11 -	2:09.383	+ 0.056	9:52:50.801	24 -	2:11.826	+ 2.499	10:22:51.699
12 -	2:09.911	+ 0.584	9:55:00.712	25 -	2:11.578	+ 2.251	10:25:03.277
13 -	2:12.496	+ 3.169	9:57:13.208				

Weather / Track : Sunny / Dry

Oulton Park International
Circuit Length = 2.6920 miles
Start: 09:24 End: 10:26

QUALIFYING - RACE 5 - LAP ANALYSIS

106 Track Torque Racing Ltd			D GRIMES/ROUND				
1 -	2:16.540	+ 7.643	9:27:25.209	12 -	15:00.787	+ 12:51.890	10:06:10.126
2 -	2:08.955	+ 0.058	9:29:34.164	13 -	2:20.048	+ 11.151	10:08:30.174
3 -	2:09.352	+ 0.455	9:31:43.516	14 -	2:15.899	+ 7.002	10:10:46.073
4 -	2:09.532	+ 0.635	9:33:53.048	15 -	2:14.801	+ 5.904	10:13:00.874
5 -	2:08.897		9:36:01.945	16 -	2:13.967	+ 5.070	10:15:14.841
6 -	2:12.356 P	+ 3.459	9:38:14.301	17 -	2:15.144	+ 6.247	10:17:29.985
7 -	3:37.748	+ 1:28.851	9:41:52.049	18 -	2:13.471	+ 4.574	10:19:43.456
8 -	2:16.034	+ 7.137	9:44:08.083	19 -	2:11.954	+ 3.057	10:21:55.410
9 -	2:16.227	+ 7.330	9:46:24.310	20 -	2:11.359	+ 2.462	10:24:06.769
10 -	2:19.325	+ 10.428	9:48:43.635	21 -	2:10.499	+ 1.602	10:26:17.268
11 -	2:25.704 P	+ 16.807	9:51:09.339				
107 JPR			McCOLLUM/SMITH				
1 -	2:20.217	+ 12.662	9:27:45.278	14 -	2:12.804	+ 5.249	9:59:25.780
2 -	2:18.544	+ 10.989	9:30:03.822	15 -	2:12.268	+ 4.713	10:01:38.048
3 -	2:22.509 P	+ 14.954	9:32:26.331	16 -	2:12.133	+ 4.578	10:03:50.181
4 -	3:17.991	+ 1:10.436	9:35:44.322	17 -	2:12.671	+ 5.116	10:06:02.852
5 -	2:11.392	+ 3.837	9:37:55.714	18 -	2:18.883 P	+ 11.328	10:08:21.735
6 -	2:15.399 P	+ 7.844	9:40:11.113	19 -	3:10.329	+ 1:02.774	10:11:32.064
7 -	3:26.423	+ 1:18.868	9:43:37.536	20 -	2:08.710	+ 1.155	10:13:40.774
8 -	2:18.216	+ 10.661	9:45:55.752	21 -	2:08.735	+ 1.180	10:15:49.509
9 -	2:16.029	+ 8.474	9:48:11.781	22 -	2:08.162	+ 0.607	10:17:57.671
10 -	2:14.529	+ 6.974	9:50:26.310	23 -	2:09.045	+ 1.490	10:20:06.716
11 -	2:16.238	+ 8.683	9:52:42.548	24 -	2:08.459	+ 0.904	10:22:15.175
12 -	2:14.369	+ 6.814	9:54:56.917	25 -	2:07.555		10:24:22.730
13 -	2:16.059	+ 8.504	9:57:12.976	26 -	2:07.993	+ 0.438	10:26:30.723
111 Jolly Roger Racing 2			GILL/JAFFRAY				
1 -	2:20.315	+ 8.161	9:29:45.672	5 -	2:13.018	+ 0.864	9:40:52.097
2 -	2:23.150	+ 10.996	9:32:08.822	6 -	2:12.154		9:43:04.251
3 -	2:30.072 P	+ 17.918	9:34:38.894	7 -	2:20.818 P	+ 8.664	9:45:25.069
4 -	4:00.185	+ 1:48.031	9:38:39.079				
131 JPR/Indigo Racing			D HARRIS/HOPE/JOHANSEN				
1 -	2:18.230	+ 13.012	9:27:59.765	11 -	2:13.608 P	+ 8.390	9:52:02.813
2 -	2:15.759 P	+ 10.541	9:30:15.524	12 -	3:47.955	+ 1:42.737	9:55:50.768
3 -	3:29.641	+ 1:24.423	9:33:45.165	13 -	2:06.635	+ 1.417	9:57:57.403
4 -	2:11.388	+ 6.170	9:35:56.553	14 -	2:05.483	+ 0.265	10:00:02.886
5 -	2:09.246	+ 4.028	9:38:05.799	15 -	2:06.206	+ 0.988	10:02:09.092
6 -	2:11.074 P	+ 5.856	9:40:16.873	16 -	2:08.483 P	+ 3.265	10:04:17.575
7 -	3:06.334	+ 1:01.116	9:43:23.207	17 -	3:40.525	+ 1:35.307	10:07:58.100
8 -	2:12.046	+ 6.828	9:45:35.253	18 -	2:06.351	+ 1.133	10:10:04.451
9 -	2:07.062	+ 1.844	9:47:42.315	19 -	2:05.811	+ 0.593	10:12:10.262
10 -	2:06.890	+ 1.672	9:49:49.205	20 -	2:05.218		10:14:15.480
158 Sherardiza UK Motorsport			HUNT/BELSHAW				
1 -	2:19.549	+ 11.370	9:35:00.126	10 -	2:10.791	+ 2.612	10:02:02.001
2 -	2:27.264 P	+ 19.085	9:37:27.390	11 -	2:09.147	+ 0.968	10:04:11.148
3 -	4:30.852	+ 2:22.673	9:41:58.242	12 -	2:08.179		10:06:19.327
4 -	4:27.291	+ 2:19.112	9:46:25.533	13 -	2:16.183 P	+ 8.004	10:08:35.510
5 -	2:15.579	+ 7.400	9:48:41.112	14 -	5:10.974	+ 3:02.795	10:13:46.484
6 -	2:13.186	+ 5.007	9:50:54.298	15 -	2:12.225	+ 4.046	10:15:58.709
7 -	2:23.125 P	+ 14.946	9:53:17.423	16 -	2:11.166	+ 2.987	10:18:09.875
8 -	4:22.699	+ 2:14.520	9:57:40.122	17 -	2:11.021	+ 2.842	10:20:20.896
9 -	2:11.088	+ 2.909	9:59:51.210	18 -	2:17.626 P	+ 9.447	10:22:38.522
190 Bean Racing/Solutions Racing			SIMON				
1 -	2:32.723	+ 26.125	9:27:28.368	11 -	3:37.708	+ 1:31.110	9:53:37.396
2 -	2:20.050	+ 13.452	9:29:48.418	12 -	2:22.709 P	+ 16.111	9:56:00.105
3 -	2:17.354	+ 10.756	9:32:05.772	13 -	5:31.146	+ 3:24.548	10:01:31.251
4 -	2:23.352 P	+ 16.754	9:34:29.124	14 -	2:10.811	+ 4.213	10:03:42.062

Weather / Track : Sunny / Dry

Oulton Park International
Circuit Length = 2.6920 miles
Start: 09:24 End: 10:26

Fun Cup

BRSCC Bulletin - 4

QUALIFYING - RACE 5 - LAP ANALYSIS

5 -	4:05.190	+ 1:58.592	9:38:34.314	15 -	2:16.611	+ 10.013	10:05:58.673
6 -	2:17.623	+ 11.025	9:40:51.937	16 -	2:21.588 P	+ 14.990	10:08:20.261
7 -	2:15.499	+ 8.901	9:43:07.436	17 -	5:10.646	+ 3:04.048	10:13:30.907
8 -	2:19.438	+ 12.840	9:45:26.874	18 -	2:06.598		10:15:37.505
9 -	2:15.256	+ 8.658	9:47:42.130	19 -	2:18.252 P	+ 11.654	10:17:55.757
10 -	2:17.558 P	+ 10.960	9:49:59.688				
195	Scarab Racing			D DE GROOT/STENHOUSE			
1 -	2:21.681	+ 16.167	9:27:35.171	13 -	2:05.514		10:00:37.497
2 -	2:17.295	+ 11.781	9:29:52.466	14 -	2:11.808 P	+ 6.294	10:02:49.305
3 -	2:13.974	+ 8.460	9:32:06.440	15 -	3:28.791	+ 1:23.277	10:06:18.096
4 -	2:13.104	+ 7.590	9:34:19.544	16 -	2:08.905	+ 3.391	10:08:27.001
5 -	2:19.576 P	+ 14.062	9:36:39.120	17 -	2:11.023	+ 5.509	10:10:38.024
6 -	6:05.271	+ 3:59.757	9:42:44.391	18 -	2:08.557	+ 3.043	10:12:46.581
7 -	2:12.456	+ 6.942	9:44:56.847	19 -	2:08.116	+ 2.602	10:14:54.697
8 -	2:16.435 P	+ 10.921	9:47:13.282	20 -	2:10.932 P	+ 5.418	10:17:05.629
9 -	4:58.038	+ 2:52.524	9:52:11.320	21 -	3:46.911	+ 1:41.397	10:20:52.540
10 -	2:08.455	+ 2.941	9:54:19.775	22 -	2:06.467	+ 0.953	10:22:59.007
11 -	2:05.823	+ 0.309	9:56:25.598	23 -	2:07.641	+ 2.127	10:25:06.648
12 -	2:06.385	+ 0.871	9:58:31.983				
207	New Level/Solutions Racing			D BURTON/PATTLE			
1 -	2:20.675	+ 16.464	9:27:20.632	13 -	4:32.113	+ 2:27.902	9:59:32.364
2 -	2:17.091 P	+ 12.880	9:29:37.723	14 -	2:05.100	+ 0.889	10:01:37.464
3 -	3:04.390	+ 1:00.179	9:32:42.113	15 -	2:04.622	+ 0.411	10:03:42.086
4 -	2:08.994	+ 4.783	9:34:51.107	16 -	2:08.918 P	+ 4.707	10:05:51.004
5 -	2:20.099	+ 15.888	9:37:11.206	17 -	4:48.315 P	+ 2:44.104	10:10:39.319
6 -	2:08.079	+ 3.868	9:39:19.285	18 -	2:44.152	+ 39.941	10:13:23.471
7 -	2:10.613 P	+ 6.402	9:41:29.898	19 -	2:04.211		10:15:27.682
8 -	4:49.881	+ 2:45.670	9:46:19.779	20 -	2:04.269	+ 0.058	10:17:31.951
9 -	2:08.488	+ 4.277	9:48:28.267	21 -	2:08.824 P	+ 4.613	10:19:40.775
10 -	2:11.748	+ 7.537	9:50:40.015	22 -	3:15.408	+ 1:11.197	10:22:56.183
11 -	2:05.977	+ 1.766	9:52:45.992	23 -	2:05.503	+ 1.292	10:25:01.686
12 -	2:14.259 P	+ 10.048	9:55:00.251				
209	Eco Racing/Solutions Racing			D BURT/ABRAHAM			
1 -	2:35.451 P	+ 33.553	9:27:37.914	10 -	4:10.963	+ 2:09.065	9:51:28.896
2 -	2:44.981	+ 43.083	9:30:22.895	11 -	2:05.157	+ 3.259	9:53:34.053
3 -	2:11.779	+ 9.881	9:32:34.674	12 -	2:07.888	+ 5.990	9:55:41.941
4 -	2:10.963	+ 9.065	9:34:45.637	13 -	2:23.681 P	+ 21.783	9:58:05.622
5 -	2:21.161 P	+ 19.263	9:37:06.798	14 -	18:26.296	+ 16:24.398	10:16:31.918
6 -	3:32.751	+ 1:30.853	9:40:39.549	15 -	2:03.257	+ 1.359	10:18:35.175
7 -	2:10.330	+ 8.432	9:42:49.879	16 -	2:13.691 P	+ 11.793	10:20:48.866
8 -	2:08.342	+ 6.444	9:44:58.221	17 -	3:27.530	+ 1:25.632	10:24:16.396
9 -	2:19.712 P	+ 17.814	9:47:17.933	18 -	2:01.898		10:26:18.294
211	Track Torque Racing Ltd			D HARTLAND/CROYDON			
1 -	2:28.341 P	+ 22.979	9:27:35.920	8 -	19:44.856	+ 17:39.494	10:12:47.164
2 -	3:29.497 P	+ 1:24.135	9:31:05.417	9 -	2:05.675	+ 0.313	10:14:52.839
3 -	2:54.504 P	+ 49.142	9:33:59.921	10 -	2:08.046 P	+ 2.684	10:17:00.885
4 -	2:56.679 P	+ 51.317	9:36:56.600	11 -	4:32.082	+ 2:26.720	10:21:32.967
5 -	2:53.528 P	+ 48.166	9:39:50.128	12 -	2:10.082	+ 4.720	10:23:43.049
6 -	2:47.885 P	+ 42.523	9:42:38.013	13 -	2:05.362		10:25:48.411
7 -	10:24.295 P	+ 8:18.933	9:53:02.308				
212	Track Torque Racing Ltd			D WEBB/GIBBS/ROCK			
1 -	2:23.035	+ 16.348	9:27:43.267	12 -	2:12.204	+ 5.517	9:52:48.665
2 -	2:18.235	+ 11.548	9:30:01.502	13 -	2:15.594 P	+ 8.907	9:55:04.259
3 -	2:12.755	+ 6.068	9:32:14.257	14 -	3:17.329	+ 1:10.642	9:58:21.588
4 -	2:11.633	+ 4.946	9:34:25.890	15 -	2:10.271	+ 3.584	10:00:31.859
5 -	2:16.208 P	+ 9.521	9:36:42.098	16 -	2:09.106	+ 2.419	10:02:40.965
6 -	3:03.192	+ 56.505	9:39:45.290	17 -	2:07.894	+ 1.207	10:04:48.859
7 -	2:11.552	+ 4.865	9:41:56.842	18 -	2:08.646	+ 1.959	10:06:57.505

Weather / Track : Sunny / Dry

Oulton Park International
Circuit Length = 2.6920 miles
Start: 09:24 End: 10:26

Fun Cup

BRSCC Bulletin - 4

QUALIFYING - RACE 5 - LAP ANALYSIS


8 -	2:11.559	+ 4.872	9:44:08.401	19 -	2:08.166	+ 1.479	10:09:05.671
9 -	2:09.958	+ 3.271	9:46:18.359	20 -	2:06.687		10:11:12.358
10 -	2:09.266	+ 2.579	9:48:27.625	21 -	2:07.472	+ 0.785	10:13:19.830
11 -	2:08.836	+ 2.149	9:50:36.461	22 -	2:11.144 P	+ 4.457	10:15:30.974
223	Eclipse			D MCINERNEY/GRIFFITHS/THORPE			
1 -	2:17.370	+ 13.558	9:27:43.868	13 -	2:18.769 P	+ 14.957	9:54:57.972
2 -	2:16.946	+ 13.134	9:30:00.814	14 -	3:23.925	+ 1:20.113	9:58:21.897
3 -	2:10.408	+ 6.596	9:32:11.222	15 -	2:05.029	+ 1.217	10:00:26.926
4 -	2:10.855	+ 7.043	9:34:22.077	16 -	2:03.812		10:02:30.738
5 -	2:11.060	+ 7.248	9:36:33.137	17 -	2:06.533	+ 2.721	10:04:37.271
6 -	2:09.469	+ 5.657	9:38:42.606	18 -	2:11.565 P	+ 7.753	10:06:48.836
7 -	2:25.725 P	+ 21.913	9:41:08.331	19 -	3:26.015 P	+ 1:22.203	10:10:14.851
8 -	2:59.647	+ 55.835	9:44:07.978	20 -	2:59.382 P	+ 55.570	10:13:14.233
9 -	2:09.038	+ 5.226	9:46:17.016	21 -	3:09.745 P	+ 1:05.933	10:16:23.978
10 -	2:07.830	+ 4.018	9:48:24.846	22 -	3:13.663 P	+ 1:09.851	10:19:37.641
11 -	2:07.297	+ 3.485	9:50:32.143	23 -	2:56.842 P	+ 53.030	10:22:34.483
12 -	2:07.060	+ 3.248	9:52:39.203	24 -	3:15.907 P	+ 1:12.095	10:25:50.390
245	RAM			D PADMORE/REYNOLDS			
1 -	2:22.479	+ 19.853	9:27:31.900	11 -	8:26.174	+ 6:23.548	9:57:58.144
2 -	2:15.202	+ 12.576	9:29:47.102	12 -	2:06.290	+ 3.664	10:00:04.434
3 -	2:17.999 P	+ 15.373	9:32:05.101	13 -	2:06.102	+ 3.476	10:02:10.536
4 -	3:23.308 P	+ 1:20.682	9:35:28.409	14 -	2:05.757	+ 3.131	10:04:16.293
5 -	3:06.381	+ 1:03.755	9:38:34.790	15 -	2:05.420	+ 2.794	10:06:21.713
6 -	2:11.789	+ 9.163	9:40:46.579	16 -	2:09.192 P	+ 6.566	10:08:30.905
7 -	2:09.290	+ 6.664	9:42:55.869	17 -	4:25.675	+ 2:23.049	10:12:56.580
8 -	2:08.345	+ 5.719	9:45:04.214	18 -	2:03.171	+ 0.545	10:14:59.751
9 -	2:08.069	+ 5.443	9:47:12.283	19 -	2:02.626		10:17:02.377
10 -	2:19.687 P	+ 17.061	9:49:31.970	20 -	2:09.267 P	+ 6.641	10:19:11.644
248	CCS Media/Solutions Racing			D TOMLINSON/HORNARMAND/CARANNANTE			
1 -	2:12.967	+ 9.787	9:27:50.456	12 -	2:07.822	+ 4.642	9:55:13.918
2 -	2:14.288	+ 11.108	9:30:04.744	13 -	2:04.735	+ 1.555	9:57:18.653
3 -	2:12.078	+ 8.898	9:32:16.822	14 -	2:05.890	+ 2.710	9:59:24.543
4 -	2:09.425	+ 6.245	9:34:26.247	15 -	2:06.916	+ 3.736	10:01:31.459
5 -	2:18.026 P	+ 14.846	9:36:44.273	16 -	2:05.171	+ 1.991	10:03:36.630
6 -	3:37.571	+ 1:34.391	9:40:21.844	17 -	2:04.673	+ 1.493	10:05:41.303
7 -	2:14.876	+ 11.696	9:42:36.720	18 -	2:19.764 P	+ 16.584	10:08:01.067
8 -	2:16.610	+ 13.430	9:44:53.330	19 -	11:18.828	+ 9:15.648	10:19:19.895
9 -	2:12.718	+ 9.538	9:47:06.048	20 -	2:06.630	+ 3.450	10:21:26.525
10 -	2:21.394 P	+ 18.214	9:49:27.442	21 -	2:04.255	+ 1.075	10:23:30.780
11 -	3:38.654	+ 1:35.474	9:53:06.096	22 -	2:03.180		10:25:33.960
257	Jolly Roger Racing			HUMPHREYS/BEVERELY			
1 -	2:28.970	+ 9.276	9:29:59.595	5 -	2:20.040	+ 0.346	9:42:32.322
2 -	2:21.851	+ 2.157	9:32:21.446	6 -	2:19.694		9:44:52.016
3 -	2:28.826 P	+ 9.132	9:34:50.272	7 -	2:30.626 P	+ 10.932	9:47:22.642
4 -	5:22.010	+ 3:02.316	9:40:12.282				

Weather / Track : Sunny / Dry

Oulton Park International
Circuit Length = 2.6920 miles
Start: 09:24 End: 10:26

Fun Cup

RACE 5 - GRID

ROW 13	2:19.694 257 Jolly Roger Racing		
ROW 12		2:13.841 49 Beacon Racing	2:14.007 99 JPR
ROW 11	2:12.154 111 Jolly Roger Racing 2		2:13.679 14 Beacon
ROW 10		2:09.327 104 Scuderia Xcat	2:10.947 41 Ecurie Escargot 2
ROW 9	2:08.202 88 JPR/Ecurie Escargot		2:08.897 106 Track Torque Racing Ltd
ROW 8		2:07.555 107 JPR	2:08.179 158 Sherardiza UK Motorsport
ROW 7	2:06.598 190 Bean Racing/Solutions Racing		2:06.687 212 Track Torque Racing Ltd
ROW 6		2:05.514 195 Scarab Racing	2:06.155 102 JPR
ROW 5	2:05.284 1 JPR/Credit Crunch Racing		2:05.362 211 Track Torque Racing Ltd
ROW 4		2:04.922 101 JPR	2:05.218 131 JPR/Indigo Racing
ROW 3	2:03.868 2 Team Honeywell		2:04.211 207 New Level/Solutions Racing
ROW 2		2:03.180 248 CCS Media/Solutions Racing	2:03.812 223 Eclipse
ROW 1	2:01.898 209 Eco Racing/Solutions Racing		2:02.626 245 RAM
Pole			
			

Oulton Park International
Circuit Length = 2.6920 miles

These results are provisional until the conclusion of any judicial and technical matters.

Clerk of Course :		Timekeeper :
-------------------	--	--------------

Fun Cup

BRSCC Bulletin - 11

RACE 5 - CLASSIFICATION Bulletin after 1 Hour

POS	NO	CL	NAME	ENTRY	LAPS	TIME	GAP	DIFF	MPH	BEST	ON
1	131	D	JPR/Indigo Racing	HARRIS/HOPE/JOHANSEN	26	57:48.119			72.65	2:02.068	16
2	2	D	Team Honeywell	FAWCETT/PLIMMER	26	58:00.141	12.022	12.022	72.40	2:03.275	11
3	245	D	RAM	PADMORE/REYNOLDS	26	58:05.890	17.771	5.749	72.28	2:02.196	25
4	223	D	Eclipse	MCINERNEY/GRIFFITHS/THORPE	26	58:24.654	36.535	18.764	71.89	2:02.639	21
5	209	D	Eco Racing/Solutions Racing	BURT/ABRAHAM	26	58:25.167	37.048	0.513	71.88	2:04.335	11
6	207	D	New Level/Solutions Racing	BURTON/PATTLE	26	58:26.497	38.378	1.330	71.85	2:03.438	3
7	106	D	Track Torque Racing Ltd	GRIMES/ROUND	26	58:57.220	1:09.101	30.723	71.23	2:04.982	25
8	195	D	Scarab Racing	DE GROOT/STENHOUSE	26	59:24.991	1:36.872	27.771	70.68	2:04.000	3
9	102		JPR	BATH/MATTHEWS/WARDLE	26	59:28.050	1:39.931	3.059	70.61	2:05.625	15
10	158		Sherardiza UK Motorsport	HUNT/BELSHAW	25	57:43.167	1 lap	1 lap	69.95	2:06.602	8
11	49		Beacon Racing	COBB/BROWN	25	58:12.148	1 lap	28.981	69.37	2:07.613	17
12	111		Jolly Roger Racing 2	GILL/JAFFRAY	25	58:12.985	1 lap	0.837	69.36	2:07.268	17
13	257		Jolly Roger Racing	HUMPHREYS/BEVERELY	25	58:15.081	1 lap	2.096	69.32	2:07.847	17
14	14		Beacon	BROWN/HARRISON/DUGGLEBY	25	58:33.807	1 lap	18.726	68.95	2:10.594	12
15	41		Ecurie Escargot 2	ANDREW/SUTTON	25	58:35.129	1 lap	1.322	68.92	2:10.005	24
16	107		JPR	McCOLLUM/SMITH	25	58:38.133	1 lap	3.004	68.86	2:07.666	22
17	88		JPR/Ecurie Escargot	SOMERTON/HERBERT	25	58:40.580	1 lap	2.447	68.81	2:07.620	3
18	99		JPR	LAWSON/PICKVANACE/HARRISON	24	57:59.066	2 laps	1 lap	66.85	2:10.241	11
19	190		Bean Racing/Solutions Racing	SIMON	24	59:12.797	2 laps	1:13.731	65.46	2:07.270	22
20	104		Scuderia Xcat	HARRIS/BONHAM/THOMAS	19	44:02.550	7 laps	5 laps	69.68	2:07.630	19
21	212	D	Track Torque Racing Ltd	WEBB/GIBBS/ROCK	16	58:02.725	10 laps	3 laps	44.52	2:05.582	14
22	1		JPR/Credit Crunch Racing	WHEELDON/COLE/JACKSON	16	59:42.070	10 laps	1:39.345	43.28	2:06.177	4
23	101	D	JPR	MERTENS/MATTHEWS	15	58:37.299	11 laps	1 lap	41.32	2:05.093	9
24	248	D	CCS Media/Solutions Racing	TOMLINSON/HORNARMAND/CARANNAN	13	30:54.868	13 laps	2 laps	67.92	2:02.672	9
25	211	D	Track Torque Racing Ltd	HARTLAND/CROYDON	3	6:17.565	23 laps	10 laps	77.00	2:03.937	3

FASTEST LAP

131	D	JPR/Indigo Racing	HARRIS/HOPE/JOHANSEN	16	2:02.068	79.39 mph	127.77 kph
102		JPR	BATH/MATTHEWS/WARDLE	15	2:05.625	77.14 mph	124.15 kph

Weather / Track : Cloudy / Dry

These results are provisional until the conclusion of any judicial and technical matters.

Oulton Park International
Circuit Length = 2.6920 miles
Start: 13:57 End: 00:00

Clerk of Course :		Timekeeper :	
-------------------	--	--------------	--

Fun Cup

BRSCC Bulletin - 12

RACE 5 - CLASSIFICATION

POS	NO	CL	NAME	ENTRY	LAPS	TIME	GAP	DIFF	MPH	BEST	ON
1	131	D	JPR/Indigo Racing	HARRIS/HOPE/JOHANSEN	51	1:59:42.349			68.81	2:02.068	16
2	223	D	Eclipse	MCINERNEY/GRIFFITHS/THORPE	51	1:59:46.726	4.377	4.377	68.77	2:02.639	21
3	207	D	New Level/Solutions Racing	BURTON/PATTLE	51	1:59:48.414	6.065	1.688	68.75	2:03.438	3
4	209	D	Eco Racing/Solutions Racing	BURT/ABRAHAM	51	1:59:49.176	6.827	0.762	68.75	2:04.335	11
5	106	D	Track Torque Racing Ltd	GRIMES/ROUND	51	1:59:57.824	15.475	8.648	68.66	2:04.982	25
6	158		Sherardiza UK Motorsport	HUNT/BELSHAW	51	1:59:58.639	16.290	0.815	68.65	2:06.602	8
7	102		JPR	BATH/MATTHEWS/WARDLE	50	1:59:56.764	1 lap	1 lap	67.33	2:05.625	15
8	107		JPR	McCOLLUM/SMITH	50	1:59:57.266	1 lap	0.502	67.32	2:07.666	22
9	88		JPR/Ecurie Escargot	SOMERTON/HERBERT	50	1:59:59.344	1 lap	2.078	67.30	2:06.933	39
10	49		Beacon Racing	COBB/BROWN	49	1:57:50.277	2 laps	1 lap	67.16	2:07.613	17
11	190		Bean Racing/Solutions Racing	SIMON	49	1:59:54.584	2 laps	2:04.307	66.00	2:07.270	22
12	111		Jolly Roger Racing 2	GILL/JAFFRAY	49	1:59:57.969	2 laps	3.385	65.97	2:07.268	17
13	41		Ecurie Escargot 2	ANDREW/SUTTON	48	1:57:42.231	3 laps	1 lap	65.86	2:08.917	34
14	99		JPR	LAWSON/PICKVANACE/HARRISON	47	1:57:46.825	4 laps	1 lap	64.45	2:10.241	11
15	245	D	RAM	PADMORE/REYNOLDS	47	1:59:52.820	4 laps	2:05.995	63.32	2:02.196	25
16	257		Jolly Roger Racing	HUMPHREYS/BEVERELY	44	1:43:35.371	7 laps	3 laps	68.60	2:07.847	17
17	195	D	Scarab Racing	DE GROOT/STENHOUSE	44	1:59:48.612	7 laps	16:13.241	59.31	2:04.000	3
18	14		Beacon	BROWN/HARRISON/DUGGLEBY	42	1:40:32.472	9 laps	2 laps	67.47	2:10.318	42
19	212	D	Track Torque Racing Ltd	WEBB/GIBBS/ROCK	41	1:59:46.211	10 laps	1 lap	55.29	2:04.830	20
20	1		JPR/Credit Crunch Racing	WHEELDON/COLE/JACKSON	38	1:50:14.786	13 laps	3 laps	55.67	2:06.177	4
21	2	D	Team Honeywell	FAWCETT/PLIMMER	36	1:22:13.784	15 laps	2 laps	70.71	2:03.275	11
22	101	D	JPR	MERTENS/MATTHEWS	33	1:57:51.096	18 laps	3 laps	45.22	2:05.093	9
23	104		Scuderia Xcat	HARRIS/BONHAM/THOMAS	32	1:59:52.194	19 laps	1 lap	43.11	2:07.400	23
24	248	D	CCS Media/Solutions Racing	TOMLINSON/HORNARMAND/CARANNAN	28	1:59:42.907	23 laps	4 laps	37.77	2:02.672	9
25	211	D	Track Torque Racing Ltd	HARTLAND/CROYDON	3	6:17.565	48 laps	25 laps	77.00	2:03.937	3

FASTEST LAP

131	D	JPR/Indigo Racing	HARRIS/HOPE/JOHANSEN	16	2:02.068	79.39 mph	127.77 kph
102		JPR	BATH/MATTHEWS/WARDLE	15	2:05.625	77.14 mph	124.15 kph

Weather / Track : Cloudy / Dry

These results are provisional until the conclusion of any judicial and technical matters.

Oulton Park International
Circuit Length = 2.6920 miles
Start: 13:57 End: 00:00

Clerk of Course :	Timekeeper :
-------------------	--------------

Fun Cup

BRSCC Bulletin - 13

RACE 5 - CLASSIFICATION Bulletin after 3 Hours

POS	NO	CL	NAME	ENTRY	LAPS	TIME	GAP	DIFF	MPH	BEST	ON
1	209	D	Eco Racing/Solutions Racing	BURT/ABRAHAM	76	2:59:39.679			68.32	2:04.259	62
2	223	D	Eclipse	MCINERNEY/GRIFFITHS/THORPE	76	2:59:41.676	1.997	1.997	68.31	2:02.639	21
3	207	D	New Level/Solutions Racing	BURTON/PATTLE	76	2:59:42.256	2.577	0.580	68.31	2:03.438	3
4	106	D	Track Torque Racing Ltd	GRIMES/ROUND	75	2:58:02.952	1 lap	1 lap	68.03	2:04.104	64
5	158		Sherardiza UK Motorsport	HUNT/BELSHAW	75	2:58:27.665	1 lap	24.713	67.88	2:06.602	8
6	107		JPR	McCOLLUM/SMITH	74	2:58:21.909	2 laps	1 lap	67.01	2:06.806	66
7	49		Beacon Racing	COBB/BROWN	74	2:58:27.606	2 laps	5.697	66.97	2:07.466	69
8	102		JPR	BATH/MATTHEWS/WARDLE	74	2:58:28.078	2 laps	0.472	66.97	2:05.625	15
9	88		JPR/Ecurie Escargot	SOMERTON/HERBERT	74	2:58:34.947	2 laps	6.869	66.93	2:06.017	52
10	190		Bean Racing/Solutions Racing	SIMON	73	2:58:21.551	3 laps	1 lap	66.10	2:07.102	65
11	41		Ecurie Escargot 2	ANDREW/SUTTON	73	2:58:39.648	3 laps	18.097	65.99	2:07.844	68
12	245	D	RAM	PADMORE/REYNOLDS	72	2:57:55.217	4 laps	1 lap	65.36	2:02.196	25
13	99		JPR	LAWSON/PICKVANACE/HARRISON	72	2:59:45.431	4 laps	1:50.214	64.69	2:10.241	11
14	195	D	Scarab Racing	DE GROOT/STENHOUSE	68	2:57:57.011	8 laps	4 laps	61.72	2:04.000	3
15	131	D	JPR/Indigo Racing	HARRIS/HOPE/JOHANSEN	67	2:58:07.297	9 laps	1 lap	60.75	2:02.068	16
16	14		Beacon	BROWN/HARRISON/DUGGLEBY	67	2:59:20.007	9 laps	1:12.710	60.34	2:09.793	67
17	111		Jolly Roger Racing 2	GILL/JAFFRAY	67	2:59:59.176	9 laps	39.169	60.12	2:07.268	17
18	212	D	Track Torque Racing Ltd	WEBB/GIBBS/ROCK	65	2:58:16.050	11 laps	2 laps	58.89	2:03.689	44
19	1		JPR/Credit Crunch Racing	WHEELDON/COLE/JACKSON	63	2:59:58.529	13 laps	2 laps	56.54	2:05.900	63
20	257		Jolly Roger Racing	HUMPHREYS/BEVERELY	57	2:58:22.674	19 laps	6 laps	51.61	2:07.847	17
21	104		Scuderia Xcat	HARRIS/BONHAM/THOMAS	56	2:58:46.165	20 laps	1 lap	50.59	2:06.203	34
22	101	D	JPR	MERTENS/MATTHEWS	55	2:50:45.114	21 laps	1 lap	52.02	2:04.441	50
23	248	D	CCS Media/Solutions Racing	TOMLINSON/HORNARMAND/CARANNAN	53	2:59:57.253	23 laps	2 laps	47.57	2:02.672	9
24	2	D	Team Honeywell	FAWCETT/PLIMMER	38	2:59:04.923	38 laps	15 laps	34.27	2:03.275	11
25	211	D	Track Torque Racing Ltd	HARTLAND/CROYDON	3	6:17.565	73 laps	35 laps	77.00	2:03.937	3

FASTEST LAP

131	D	JPR/Indigo Racing	HARRIS/HOPE/JOHANSEN	16	2:02.068	79.39 mph	127.77 kph
102		JPR	BATH/MATTHEWS/WARDLE	15	2:05.625	77.14 mph	124.15 kph

Weather / Track : Cloudy / Dry

These results are provisional until the conclusion of any judicial and technical matters.

Oulton Park International
Circuit Length = 2.6920 miles
Start: 13:57 End: 00:00

Clerk of Course :	Timekeeper :
-------------------	--------------

Fun Cup

BRSCC Bulletin - 14

RACE 5 - CLASSIFICATION

POS	NO	CL	NAME	ENTRY	LAPS	TIME	GAP	DIFF	MPH	BEST	ON
1	209	D	Eco Racing/Solutions Racing	BURT/ABRAHAM	104	4:01:47.065			69.47	2:04.168	87
2	207	D	New Level/Solutions Racing	BURTON/PATTLE	104	4:01:47.518	0.453	0.453	69.47	2:03.438	3
3	223	D	Eclipse	MCINERNEY/GRIFFITHS/THORPE	104	4:01:52.728	5.663	5.210	69.44	2:02.639	21
4	106	D	Track Torque Racing Ltd	GRIMES/ROUND	103	4:02:04.335	1 lap	1 lap	68.72	2:04.104	64
5	107		JPR	McCOLLUM/SMITH	103	4:02:30.879	1 lap	26.544	68.60	2:06.806	66
6	158		Sherardiza UK Motorsport	HUNT/BELSHAW	103	4:02:32.529	1 lap	1.650	68.59	2:06.602	8
7	88		JPR/Ecurie Escargot	SOMERTON/HERBERT	103	4:02:45.506	1 lap	12.977	68.53	2:05.748	85
8	102		JPR	BATH/MATTHEWS/WARDLE	103	4:02:48.282	1 lap	2.776	68.51	2:05.625	15
9	49		Beacon Racing	COBB/BROWN	102	4:02:33.852	2 laps	1 lap	67.92	2:07.466	69
10	190		Bean Racing/Solutions Racing	SIMON	101	4:02:28.203	3 laps	1 lap	67.28	2:07.102	65
11	41		Ecurie Escargot 2	ANDREW/SUTTON	101	4:02:31.725	3 laps	3.522	67.26	2:07.844	68
12	99		JPR	LAWSON/PICKVANACE/HARRISON	99	4:03:41.853	5 laps	2 laps	65.61	2:10.241	11
13	245	D	RAM	PADMORE/REYNOLDS	98	4:01:58.282	6 laps	1 lap	65.41	2:02.196	25
14	131	D	JPR/Indigo Racing	HARRIS/HOPE/JOHANSEN	96	4:01:52.566	8 laps	2 laps	64.10	2:02.068	16
15	212	D	Track Torque Racing Ltd	WEBB/GIBBS/ROCK	94	4:01:52.400	10 laps	2 laps	62.77	2:03.689	44
16	14		Beacon	BROWN/HARRISON/DUGGLEBY	94	4:02:34.146	10 laps	41.746	62.59	2:07.934	93
17	1		JPR/Credit Crunch Racing	WHEELDON/COLE/JACKSON	86	4:04:00.040	18 laps	8 laps	56.92	2:05.751	64

NOT CLASSIFIED

DNC	248	D	CCS Media/Solutions Racing	TOMLINSON/HORNARMAND/CARANNAN	81	4:02:44.668	23 laps	5 laps	53.89	2:02.672	9
DNC	111		Jolly Roger Racing 2	GILL/JAFFRAY	78	3:23:58.802	26 laps	3 laps	61.76	2:07.268	17
DNC	195	D	Scarab Racing	DE GROOT/STENHOUSE	77	3:16:54.541	27 laps	1 lap	63.16	2:04.000	3
DNC	257		Jolly Roger Racing	HUMPHREYS/BEVERELY	76	3:45:36.401	28 laps	1 lap	54.41	2:07.847	17
DNC	101	D	JPR	MERTENS/MATTHEWS	70	4:02:10.408	34 laps	6 laps	46.68	2:04.441	50
DNC	104		Scuderia Xcat	HARRIS/BONHAM/THOMAS	68	3:24:35.701	36 laps	2 laps	53.68	2:06.203	34
DNC	2	D	Team Honeywell	FAWCETT/PLIMMER	67	4:01:50.699	37 laps	1 lap	44.74	2:02.590	61
DNC	211	D	Track Torque Racing Ltd	HARTLAND/CROYDON	3	6:17.565	101 laps	64 laps	77.00	2:03.937	3

FASTEST LAP

131	D	JPR/Indigo Racing	HARRIS/HOPE/JOHANSEN	16	2:02.068	79.39 mph	127.77 kph
102		JPR	BATH/MATTHEWS/WARDLE	15	2:05.625	77.14 mph	124.15 kph

Weather / Track : Cloudy / Dry

These results are provisional until the conclusion of any judicial and technical matters.

Oulton Park International
Circuit Length = 2.6920 miles
Start: 13:57 End: 18:01

Clerk of Course :	Timekeeper :
-------------------	--------------

Fun Cup

BRSCC Bulletin - 14

RACE 5 - LAP CHART

Lap 1			Lap 2			Lap 3			Lap 4			Lap 5		
No	Behind	Laptime	No	Behind	Laptime	No	Behind	Laptime	No	Behind	Laptime	No	Behind	Laptime
223		2:08.459	223		2:03.123	223		2:03.290	223		2:03.175	223		2:03.732
209	0.709	2:09.168	211	2.046	2:04.075	211	2.693	2:03.937	209	7.354	2:05.844	209	9.893	2:06.271
211	1.094	2:09.553	209	2.713	2:05.127	209	4.685	2:05.262	195	8.051	2:04.463	131	9.959	2:05.133
195	4.692	2:13.151	195	6.053	2:04.484	195	6.763	2:04.000	131	8.558	2:04.708	195	10.296	2:05.977
131	5.059	2:13.518	131	6.321	2:04.385	131	7.025	2:03.994	248	8.749	2:04.494	248	10.723	2:05.706
248	5.427	2:13.886	248	6.824	2:04.520	248	7.430	2:03.896	2	14.552	2:03.698	2	14.551	2:03.731
106	7.173	2:15.632	245	11.193	2:06.755	2	14.029	2:05.533	245	16.387	2:05.164	207	18.091	2:04.795
245	7.561	2:16.020	106	11.553	2:07.503	245	14.398	2:06.495	207	17.028	2:04.072	245	19.170	2:06.515
1	8.227	2:16.686	2	11.786	2:04.257	106	15.677	2:07.414	106	19.197	2:06.695	106	22.352	2:06.887
102	8.596	2:17.055	1	11.799	2:06.695	207	16.131	2:03.438	1	19.575	2:06.177	1	23.534	2:07.691
2	10.652	2:19.111	102	12.488	2:07.015	1	16.573	2:08.064	102	20.317	2:06.506	102	24.072	2:07.487
158	13.158	2:21.617	207	15.983	2:03.802	102	16.986	2:07.788	158	27.013	2:07.312	158	32.342	2:09.061
207	15.304	2:23.763	158	18.371	2:08.336	158	22.876	2:07.795	88	33.224	2:09.544	111	40.478	2:10.866
99	15.669	2:24.128	111	21.985	2:08.739	111	26.654	2:07.959	111	33.344	2:09.865	88	46.645	2:17.153
41	16.153	2:24.612	88	22.525	2:08.865	88	26.855	2:07.620	104	42.853	2:10.852	104	52.900	2:13.779
111	16.369	2:24.828	41	26.206	2:13.176	41	35.013	2:12.097	41	43.790	2:11.952	41	53.508	2:13.450
88	16.783	2:25.242	104	28.415	2:14.409	104	35.176	2:10.051	190	46.384	2:09.907	190	53.858	2:11.206
101	16.924	2:25.383	257	31.586	2:17.157	107	39.299	2:10.555	107	47.343	2:11.219	107	56.021	2:12.410
104	17.129	2:25.588	107	32.034	2:17.350	190	39.652	2:10.518	49	48.030	2:10.642	49	57.508	2:13.210
257	17.552	2:26.011	190	32.424	2:16.758	49	40.563	2:11.217	14	57.713	2:13.984	14	1:08.709	2:14.728
107	17.807	2:26.266	49	32.636	2:16.459	14	46.904	2:16.159	99	1:00.871	2:13.654	257	1:09.392	2:11.872
212	18.665	2:27.124	101	33.858	2:20.057	99	50.392	2:18.598	257	1:01.252	2:10.207	99	1:12.176	2:15.037
190	18.789	2:27.248	14	34.035	2:16.717	101	54.122	2:23.554 P						
49	19.300	2:27.759	99	35.084	2:22.538	257	54.220	2:25.924						
14	20.441	2:28.900	212	38.549	2:23.007	212	1:39.805	3:04.546 P						

Weather / Track : Cloudy / Dry

Oulton Park International
 Circuit Length = 2.6920 miles
 Start: 13:57 End: 18:01

Fun Cup

BRSCC Bulletin - 14

RACE 5 - LAP CHART

Lap 6			Lap 7			Lap 8			Lap 9			Lap 10		
No	Behind	Laptime	No	Behind	Laptime	No	Behind	Laptime	No	Behind	Laptime	No	Behind	Laptime
223		4:02.964	223		3:34.665	223		2:03.177	223		2:02.898	223		2:02.927
209	0.977	3:54.048	209	0.317	3:34.005	131	1.923	2:04.527	131	2.229	2:03.204	190	1 LAP	3:25.969
131	1.967	3:54.972	131	0.573	3:33.271	248	3.374	2:05.527	248	3.148	2:02.672	131	2.032	2:02.730
195	3.413	3:56.081	195	0.819	3:32.071	209	3.774	2:06.634	209	5.866	2:04.990	248	3.164	2:02.943
248	4.103	3:56.344	248	1.024	3:31.586	195	4.164	2:06.522	195	6.047	2:04.781	2	8.904	2:05.664
2	5.735	3:54.148	2	1.310	3:30.240	2	4.237	2:06.104	2	6.167	2:04.828	195	9.336	2:06.216
207	6.561	3:51.434	207	1.734	3:29.838	207	4.620	2:06.063	207	6.507	2:04.785	209	9.944	2:07.005
245	7.797	3:51.591	245	2.030	3:28.898	245	5.540	2:06.687	245	8.555	2:05.913	207	10.265	2:06.685
106	9.281	3:49.893	106	3.640	3:29.024	106	7.190	2:06.727	106	9.836	2:05.544	245	11.126	2:05.498
1	10.460	3:49.890	1	4.468	3:28.673	1	7.564	2:06.273	102	12.206	2:07.206	106	12.744	2:05.835
102	11.340	3:50.232	102	5.059	3:28.384	102	7.898	2:06.016	158	13.724	2:07.357	102	15.311	2:06.032
158	12.080	3:42.702	158	5.840	3:28.425	158	9.265	2:06.602	88	19.203	2:10.404	158	18.459	2:07.662
111	13.136	3:35.622	111	6.251	3:27.780	88	11.697	2:08.322	104	27.814	2:11.241	88	25.772	2:09.496
88	13.832	3:30.151	88	6.552	3:27.385	41	19.007	2:12.660	41	29.780	2:13.671	104	34.975	2:10.088
104	14.809	3:24.873	104	9.366	3:29.222	104	19.471	2:13.282	49	30.255	2:12.618	107	36.361	2:08.755
41	16.062	3:25.518	41	9.524	3:28.127	49	20.535	2:12.733	107	30.533	2:10.597	41	37.479	2:10.626
190	18.497	3:27.603	190	9.683	3:25.851	257	22.477	2:13.058	257	30.859	2:11.280	257	37.721	2:09.789
101	2 LAPS	7:35.128 P	107	10.618	3:25.601	107	22.834	2:15.393	111	31.998	2:08.554	111	37.962	2:08.891
107	19.682	3:26.625	49	10.979	3:25.235	14	23.463	2:15.037	14	32.469	2:11.904	49	39.070	2:11.742
49	20.409	3:25.865	14	11.603	3:24.408	99	25.195	2:14.439	99	35.410	2:13.113	14	40.636	2:11.094
14	21.860	3:16.115	257	12.596	3:24.031	111	26.342	2:23.268				99	43.839	2:11.356
257	23.230	3:16.802	99	13.933	3:23.539	190	41.773	2:35.267 P				1	1 LAP	5:32.998 P
99	25.059	3:15.847												

Weather / Track : Cloudy / Dry

Oulton Park International
 Circuit Length = 2.6920 miles
 Start: 13:57 End: 18:01

Fun Cup

BRSCC Bulletin - 14

RACE 5 - LAP CHART

Lap 11			Lap 12			Lap 13			Lap 14			Lap 15		
No	Behind	Laptime	No	Behind	Laptime	No	Behind	Laptime	No	Behind	Laptime	No	Behind	Laptime
223		2:03.232	223		2:02.972	223		2:03.124	223		2:03.020	223		2:02.992
131	1.723	2:02.923	131	1.950	2:03.199	131	1.536	2:02.710	131	1.388	2:02.872	131	1.323	2:02.927
248	3.898	2:03.966	248	4.254	2:03.328	2	10.813	2:04.128	2	11.080	2:03.287	2	11.583	2:03.495
190	1 LAP	2:09.788	2	9.809	2:03.834	195	14.659	2:05.049	195	17.035	2:05.396	195	18.813	2:04.770
2	8.947	2:03.275	195	12.734	2:05.166	209	14.971	2:05.092	207	17.194	2:04.620	207	19.308	2:05.106
195	10.540	2:04.436	209	13.003	2:04.928	207	15.594	2:05.258	209	18.619	2:06.668	209	20.255	2:04.628
209	11.047	2:04.335	207	13.460	2:04.430	245	20.757	2:07.318	245	23.150	2:05.413	245	25.417	2:05.259
207	12.002	2:04.969	190	1 LAP	2:10.582	190	1 LAP	2:10.030	106	28.222	2:06.899	106	31.137	2:05.907
245	13.989	2:06.095	245	16.563	2:05.546	106	24.343	2:07.322	102	29.062	2:07.272	102	31.695	2:05.625
106	16.241	2:06.729	106	20.145	2:06.876	102	24.810	2:07.363	190	1 LAP	2:09.481	190	1 LAP	2:08.201
102	17.855	2:05.776	102	20.571	2:05.688	158	32.355	2:07.545	158	37.136	2:07.801	158	42.246	2:08.102
158	23.248	2:08.021	158	27.934	2:07.658	248	37.130	2:36.000 P	88	51.552	2:08.984	88	58.181	2:09.621
88	32.961	2:10.421	88	39.896	2:09.907	88	45.588	2:08.816	104	59.020	2:08.110	104	1:04.994	2:08.966
104	41.525	2:09.782	104	48.105	2:09.552	104	53.930	2:08.949	107	1:02.119	2:09.150	111	1:07.502	2:07.902
107	42.389	2:09.260	107	49.176	2:09.759	107	55.989	2:09.937	111	1:02.592	2:09.485	107	1:08.919	2:09.792
111	45.118	2:10.388	111	49.700	2:07.554	111	56.127	2:09.551	49	1:05.489	2:11.040	49	1:11.144	2:08.647
257	46.427	2:11.938	257	51.375	2:07.920	257	56.293	2:08.042	257	1:10.962	2:17.689	257	1:16.073	2:08.103
49	46.833	2:10.995	49	52.498	2:08.637	49	57.469	2:08.095	212	9 LAPS	2:12.635	212	9 LAPS	2:10.537
14	48.153	2:10.749	14	55.775	2:10.594	212	9 LAPS	23:26.839	14	1:14.767	2:13.173	14	1:23.183	2:11.408
41	50.308	2:16.061	41	1:00.995	2:13.659	14	1:04.614	2:11.963	41	1:20.108	2:12.632	41	1:29.776	2:12.660
99	50.848	2:10.241	99	1:01.389	2:13.513	41	1:10.496	2:12.625	99	1:20.291	2:12.359	99	1:30.274	2:12.975
						99	1:10.952	2:12.687						

Weather / Track : Cloudy / Dry

Oulton Park International
 Circuit Length = 2.6920 miles
 Start: 13:57 End: 18:01

Fun Cup

BRSCC Bulletin - 14

RACE 5 - LAP CHART

Lap 16			Lap 17			Lap 18			Lap 19			Lap 20		
No	Behind	Laptime	No	Behind	Laptime	No	Behind	Laptime	No	Behind	Laptime	No	Behind	Laptime
223		2:02.664	131		2:03.352	131		2:04.047	131		2:03.766	131		2:03.188
131	0.727	2:02.068	223	0.149	2:04.228	2	12.783	2:04.336	2	13.060	2:04.043	99	1 LAP	2:11.875
2	12.757	2:03.838	2	12.494	2:03.816	223	19.123	2:23.021	223	18.193	2:02.836	2	13.674	2:03.802
101	11 LAPS	22:01.458	101	11 LAPS	2:05.420	195	23.228	2:05.932	195	24.500	2:05.038	223	17.911	2:02.906
195	20.659	2:04.510	195	21.343	2:04.763	101	11 LAPS	2:06.989	207	24.506	2:04.734	207	25.922	2:04.604
207	21.001	2:04.357	207	21.530	2:04.608	207	23.538	2:06.055	101	11 LAPS	2:05.365	195	26.707	2:05.395
209	22.869	2:05.278	209	24.458	2:05.668	209	25.744	2:05.333	209	30.342	2:08.364 P	101	11 LAPS	2:05.093
245	28.499	2:05.746	245	29.913	2:05.493	190	2 LAPS	3:47.554	245	37.337	2:09.348 P	14	1 LAP	2:57.398
106	34.688	2:06.215	106	36.642	2:06.033	245	31.755	2:05.889	190	2 LAPS	2:12.774 P	212	10 LAPS	2:59.969
102	35.127	2:06.096	102	37.357	2:06.309	106	39.680	2:07.085	102	43.693	2:07.415	41	1 LAP	2:52.392
158	47.571	2:07.989	158	51.615	2:08.123	102	40.044	2:06.734	106	47.769	2:11.855 P	102	47.035	2:06.530
190	1 LAP	2:18.217 P	88	1:09.515	2:09.087	158	55.884	2:08.316	158	1:00.107	2:07.989	158	1:04.989	2:08.070
88	1:04.507	2:08.990	104	1:14.708	2:08.029	88	1:15.077	2:09.609	104	1:24.244	2:07.630	245	1:07.457	2:33.308
104	1:10.758	2:08.428	111	1:16.101	2:07.268	104	1:20.380	2:09.719	88	1:24.376	2:13.065 P	209	1:07.615	2:40.461
111	1:12.912	2:08.074	107	1:19.250	2:08.903	111	1:20.874	2:08.820	111	1:25.095	2:07.987	111	1:33.044	2:11.137
107	1:14.426	2:08.171	49	1:20.190	2:07.613	49	1:24.704	2:08.561	49	1:29.654	2:08.716	49	1:39.081	2:12.615 P
49	1:16.656	2:08.176	257	1:25.098	2:07.847	257	1:29.252	2:08.201	257	1:36.335	2:10.849 P	190	2 LAPS	3:03.725
257	1:21.330	2:07.921	212	9 LAPS	2:11.028	107	1:40.910	2:25.707	107	1:50.430	2:13.286 P	106	1:41.752	2:57.171
212	9 LAPS	2:11.993	14	1:37.712	2:10.652	212	9 LAPS	2:14.798 P						
14	1:31.139	2:10.620	41	1:46.730	2:12.007	14	1:50.464	2:16.799 P						
41	1:38.802	2:11.690	99	1:46.986	2:11.955	99	1:55.255	2:12.316						
99	1:39.110	2:11.500				41	2:00.755	2:18.072 P						

Weather / Track : Cloudy / Dry

Oulton Park International
 Circuit Length = 2.6920 miles
 Start: 13:57 End: 18:01

Fun Cup

BRSCC Bulletin - 14

RACE 5 - LAP CHART

Lap 21			Lap 22			Lap 23			Lap 24			Lap 25		
No	Behind	Laptime	No	Behind	Laptime	No	Behind	Laptime	No	Behind	Laptime	No	Behind	Laptime
131		2:03.579	131		2:03.475	131		2:03.804	131		2:07.132 P	131		2:42.735
1	11 LAPS	21:12.043	1	11 LAPS	2:07.310	99	2 LAPS	4:04.710	158	1 LAP	3:09.383	2	7.754	2:04.744
99	1 LAP	2:15.171 P	2	14.432	2:03.523	2	17.453	2:06.825 P	1	11 LAPS	2:06.553	212	10 LAPS	2:06.756
2	14.384	2:04.289	223	19.346	2:05.850 P	1	11 LAPS	2:07.671	99	2 LAPS	2:19.150	49	1 LAP	2:10.770
223	16.971	2:02.639	195	30.720	2:05.845	195	32.213	2:05.297	195	37.172	2:12.091 P	111	1 LAP	2:10.391
195	28.350	2:05.222	101	11 LAPS	2:05.226	101	11 LAPS	2:05.617	101	11 LAPS	2:12.781 P	245	21.012	2:02.196
101	11 LAPS	2:05.775	49	1 LAP	3:04.563	49	1 LAP	2:11.759	2	45.745	2:35.424	257	1 LAP	2:09.487
207	31.356	2:09.013 P	212	10 LAPS	2:06.939	212	10 LAPS	2:06.344	49	1 LAP	2:11.359	223	35.176	2:07.165
257	1 LAP	3:10.836	257	1 LAP	2:11.226	257	1 LAP	2:10.140	212	10 LAPS	2:05.582	209	35.733	2:05.733
212	10 LAPS	2:07.255	102	53.577	2:06.750	102	59.913	2:10.140 P	111	1 LAP	3:08.519	14	1 LAP	2:10.792
102	50.302	2:06.846	14	1 LAP	2:11.537	245	1:05.923	2:03.634	257	1 LAP	2:08.991	207	39.074	2:05.655
14	1 LAP	2:13.226	41	1 LAP	2:11.448	14	1 LAP	2:11.237	245	1:01.551	2:02.760	41	1 LAP	2:10.005
41	1 LAP	2:11.970	88	1 LAP	2:11.507	41	1 LAP	2:10.885	14	1 LAP	2:11.132	101	11 LAPS	2:46.331
88	1 LAP	3:39.212	245	1:06.093	2:02.393 P	88	1 LAP	2:10.052	223	1:10.746	2:06.718	107	1 LAP	2:09.037
107	1 LAP	3:19.376	107	1 LAP	2:09.224	223	1:11.160	2:55.618	209	1:12.735	2:07.010	88	1 LAP	2:10.815
245	1:07.175	2:03.297	209	1:11.601	2:05.684	107	1 LAP	2:07.666	41	1 LAP	2:10.679	106	1:09.050	2:04.982
158	1:09.325	2:07.915	158	1:16.832	2:10.982 P	209	1:12.857	2:05.060	107	1 LAP	2:10.443	190	2 LAPS	2:07.864
209	1:09.392	2:05.356	207	1:17.751	2:49.870	207	1:19.002	2:05.055	207	1:16.154	2:04.284	195	1:26.117	3:31.680
111	1:39.531	2:10.066	106	1:46.527	2:06.096	106	1:48.438	2:05.715	88	1 LAP	2:13.025	102	1:31.869	2:11.798
106	1:43.906	2:05.733	190	2 LAPS	2:09.231	190	2 LAPS	2:07.625	106	1:46.803	2:05.497	1	10 LAPS	2:06.432
190	2 LAPS	2:08.989	111	1:52.245	2:16.189 P				190	2 LAPS	2:07.270	158	2:00.948	2:14.981
									102	2:02.806	3:10.025			
									1	10 LAPS	2:07.105			
									158	2:28.702	2:13.423			
									99	1 LAP	2:18.210			

Weather / Track : Cloudy / Dry

Oulton Park International
 Circuit Length = 2.6920 miles
 Start: 13:57 End: 18:01

Fun Cup

BRSCC Bulletin - 14

RACE 5 - LAP CHART

Lap 26			Lap 27			Lap 28			Lap 29			Lap 30		
No	Behind	Laptime	No	Behind	Laptime	No	Behind	Laptime	No	Behind	Laptime	No	Behind	Laptime
131		2:05.900	131		4:05.236	131		3:41.994	131		2:04.097	131		2:04.503
99	2 LAPS	2:20.155	99	2 LAPS	3:55.478	99	2 LAPS	3:42.885	2	1.628	2:03.341	245	0.153	2:02.840
2	12.022	2:10.168	2	2.487	3:55.701	2	2.384	3:41.891	245	1.816	2:03.139	2	0.889	2:03.764
212	10 LAPS	2:07.373	212	10 LAPS	3:54.172	212	10 LAPS	3:41.084	212	10 LAPS	2:05.443	212	10 LAPS	2:04.830
245	17.771	2:02.659	245	4.479	3:51.944	245	2.774	3:40.289	223	8.958	2:06.464	223	10.087	2:05.632
49	1 LAP	2:13.122	49	1 LAP	3:46.377	49	1 LAP	3:41.298	209	10.019	2:07.124	209	10.465	2:04.949
111	1 LAP	2:13.282	111	1 LAP	3:46.221	111	1 LAP	3:41.563	207	10.419	2:06.893	207	10.890	2:04.974
257	1 LAP	2:09.760	257	1 LAP	3:45.109	257	1 LAP	3:41.471	49	1 LAP	2:11.446	106	15.998	2:05.233
223	36.535	2:07.259	223	8.028	3:36.729	223	6.591	3:40.557	111	1 LAP	2:12.001	49	1 LAP	2:09.529
209	37.048	2:07.215	209	8.748	3:36.936	209	6.992	3:40.238	257	1 LAP	2:11.357	111	1 LAP	2:09.521
207	38.378	2:05.204	207	9.549	3:36.407	207	7.623	3:40.068	106	15.268	2:07.266	257	1 LAP	2:10.475
14	1 LAP	2:13.481	14	1 LAP	3:29.642	14	1 LAP	3:41.052	14	1 LAP	2:10.904	107	1 LAP	2:07.941
41	1 LAP	2:12.455	41	1 LAP	3:29.004	41	1 LAP	3:40.975	41	1 LAP	2:10.674	190	2 LAPS	2:08.131
101	11 LAPS	2:13.122	101	11 LAPS	3:27.737	101	11 LAPS	3:41.382	107	1 LAP	2:09.706	14	1 LAP	2:14.716
107	1 LAP	2:13.651	107	1 LAP	3:27.511	107	1 LAP	3:40.997	190	2 LAPS	2:08.548	88	1 LAP	2:10.450
88	1 LAP	2:13.287	88	1 LAP	3:26.424	88	1 LAP	3:40.340	99	2 LAPS	2:20.988	102	26.942	2:10.959
106	1:09.101	2:05.951	106	14.611	3:10.746	106	12.099	3:39.482	1	10 LAPS	2:09.329	41	1 LAP	2:16.109
190	2 LAPS	2:11.139	190	2 LAPS	2:57.340	190	2 LAPS	3:38.112	88	1 LAP	2:12.401	1	10 LAPS	2:13.299
195	1:36.872	2:16.655 P	102	17.367	2:42.672	102	13.894	3:38.521	102	20.486	2:10.689	158	32.436	2:14.540
102	1:39.931	2:13.962	1	10 LAPS	2:29.817	1	10 LAPS	3:37.691	101	11 LAPS	2:14.719	99	2 LAPS	2:21.351
1	10 LAPS	2:11.809	158	40.812	2:18.075	158	16.446	3:17.628	158	22.399	2:10.050	101	11 LAPS	2:18.957
158	2:27.973	2:32.925												

Weather / Track : Cloudy / Dry

Oulton Park International
 Circuit Length = 2.6920 miles
 Start: 13:57 End: 18:01

Fun Cup

BRSCC Bulletin - 14

RACE 5 - LAP CHART

Lap 31			Lap 32			Lap 33			Lap 34			Lap 35		
No	Behind	Laptime	No	Behind	Laptime	No	Behind	Laptime	No	Behind	Laptime	No	Behind	Laptime
131		2:04.142	131		2:04.363	131		2:04.532	131		2:04.639	131		2:04.808
2	2.848	2:06.101	2	2.195	2:03.710	2	1.459	2:03.796	2	0.449	2:03.629	2	0.362	2:04.721
212	10 LAPS	2:05.323	212	10 LAPS	2:05.948	212	10 LAPS	2:05.017	195	7 LAPS	18:41.633	195	7 LAPS	2:08.252
209	12.700	2:06.377	209	13.556	2:05.219	209	14.152	2:05.128	212	10 LAPS	2:05.282	212	10 LAPS	2:05.182
223	13.285	2:07.340	207	14.780	2:05.437	207	14.758	2:04.510	209	14.629	2:05.116	207	15.973	2:05.617
207	13.706	2:06.958	223	14.972	2:06.050	223	16.531	2:06.091	207	15.164	2:05.045	209	16.218	2:06.397
106	17.810	2:05.954	106	18.847	2:05.400	106	19.742	2:05.427	223	18.900	2:07.008	223	20.610	2:06.518
49	1 LAP	2:08.577	49	1 LAP	2:10.476	49	1 LAP	2:09.692	106	24.782	2:09.679 P	190	2 LAPS	2:07.547
111	1 LAP	2:09.708	107	1 LAP	2:08.291	190	2 LAPS	2:07.647	190	2 LAPS	2:09.148	49	1 LAP	2:07.937
245	24.010	2:27.999 P	190	2 LAPS	2:08.544	107	1 LAP	2:08.567	49	1 LAP	2:09.640	107	1 LAP	2:08.438
107	1 LAP	2:08.998	257	1 LAP	2:11.460	257	1 LAP	2:08.690	107	1 LAP	2:09.283	257	1 LAP	2:07.910
257	1 LAP	2:09.888	111	1 LAP	2:13.713	111	1 LAP	2:08.414	257	1 LAP	2:08.373	1	10 LAPS	2:07.264
190	2 LAPS	2:08.735	1	10 LAPS	2:06.371	1	10 LAPS	2:06.240	102	50.579	2:10.198	102	53.656	2:07.885
1	10 LAPS	2:10.453	102	41.088	2:10.183	102	45.020	2:08.464	1	10 LAPS	2:17.081	41	1 LAP	2:08.917
14	1 LAP	2:12.860	41	1 LAP	2:11.319	41	1 LAP	2:09.561	41	1 LAP	2:11.452	106	1:02.631	2:42.657
88	1 LAP	2:12.797	14	1 LAP	2:13.939	14	1 LAP	2:11.270	14	1 LAP	2:11.619	14	1 LAP	2:10.581
102	35.268	2:12.468	158	45.508	2:11.011	158	51.905	2:10.929	158	58.398	2:11.132	158	1:04.411	2:10.821
41	1 LAP	2:12.510	88	1 LAP	2:25.353	88	1 LAP	2:14.632	88	1 LAP	2:14.039	88	1 LAP	2:12.879
158	38.860	2:10.566	99	2 LAPS	2:16.680	99	2 LAPS	2:14.861	111	1 LAP	2:46.624	111	1 LAP	2:12.613
99	2 LAPS	2:15.156	101	11 LAPS	2:23.347 P				99	2 LAPS	2:15.389	99	2 LAPS	2:12.476
101	11 LAPS	2:16.238												

Weather / Track : Cloudy / Dry

Oulton Park International
 Circuit Length = 2.6920 miles
 Start: 13:57 End: 18:01

Fun Cup

BRSCC Bulletin - 14

RACE 5 - LAP CHART

Lap 36			Lap 37			Lap 38			Lap 39			Lap 40		
No	Behind	Laptime	No	Behind	Laptime	No	Behind	Laptime	No	Behind	Laptime	No	Behind	Laptime
131		2:04.811	131		2:04.630	131		2:04.107	131		2:03.968	131		2:09.363 P
2	2.540	2:06.989	212	10 LAPS	2:10.031 P	195	7 LAPS	2:09.147	257	2 LAPS	2:10.878	257	2 LAPS	2:09.269
212	10 LAPS	2:05.497	195	7 LAPS	2:08.952	248	23 LAPS	2:04.809	102	1 LAP	3:08.766	102	1 LAP	2:13.449
195	7 LAPS	2:08.654	207	19.969	2:08.141 P	88	2 LAPS	3:04.839	195	7 LAPS	2:08.504	195	7 LAPS	2:08.047
207	16.458	2:05.296	223	25.568	2:07.166	223	32.892	2:11.431 P	248	23 LAPS	2:03.810	158	1 LAP	3:17.745
209	21.003	2:09.596 P	248	23 LAPS	53:51.155	190	2 LAPS	2:07.676	88	2 LAPS	2:08.239	88	2 LAPS	2:08.586
223	23.032	2:07.233	190	2 LAPS	2:07.523	107	1 LAP	2:08.330	190	2 LAPS	2:07.982	248	23 LAPS	2:20.007 P
190	2 LAPS	2:08.193	49	1 LAP	2:07.926	49	1 LAP	2:11.905 P	107	1 LAP	2:12.995 P	190	2 LAPS	2:10.770 P
49	1 LAP	2:08.005	107	1 LAP	2:08.566	1	10 LAPS	2:07.950	1	10 LAPS	2:07.714	1	10 LAPS	2:07.949
107	1 LAP	2:07.862	1	10 LAPS	2:08.389	14	2 LAPS	4:00.428	106	1:11.557	2:08.735 P	14	2 LAPS	2:10.548
257	1 LAP	2:10.475 P	102	1:02.168	2:10.869 P	106	1:06.790	2:05.981	14	2 LAPS	2:11.002	212	10 LAPS	2:07.086
1	10 LAPS	2:06.955	106	1:04.916	2:06.163	212	10 LAPS	3:03.926	212	10 LAPS	2:08.085	223	1:16.851	2:06.340
102	55.929	2:07.084	41	1 LAP	2:09.038	41	1 LAP	2:11.020	104	19 LAPS	45:41.234	104	19 LAPS	2:08.014
106	1:03.383	2:05.563	158	1:16.381	2:10.785	207	1:20.920	3:05.058	223	1:19.874	2:50.950	207	1:18.499	2:05.416
41	1 LAP	2:09.480	209	1:35.850	3:19.477	158	1:27.782	2:15.508 P	99	3 LAPS	3:40.924	99	3 LAPS	2:18.610
158	1:10.226	2:10.626	245	4 LAPS	2:03.113	245	4 LAPS	2:04.003	207	1:22.446	2:05.494	245	4 LAPS	2:08.524 P
14	1 LAP	2:14.282 P	111	1 LAP	2:12.407	209	1:38.850	2:07.107	41	1 LAP	2:14.179 P	209	1:36.755	2:05.848
111	1 LAP	2:11.425	101	14 LAPS	2:09.047	101	14 LAPS	2:08.829	245	4 LAPS	2:03.318	107	1 LAP	3:20.815
99	2 LAPS	2:11.929	99	2 LAPS	2:19.183 P	111	1 LAP	2:10.726	209	1:40.270	2:05.388	257	1 LAP	2:10.784
88	1 LAP	2:16.714 P	257	1 LAP	3:15.399				101	14 LAPS	2:11.816 P	49	1 LAP	2:14.165
101	14 LAPS	8:49.354							111	1 LAP	2:12.005 P	102	2:20.057	2:13.112
245	4 LAPS	11:38.435							49	1 LAP	3:18.110	106	2:34.559	3:32.365
												195	6 LAPS	2:11.644 P
												158	2:40.202	2:08.006
												88	1 LAP	2:06.933

Weather / Track : Cloudy / Dry

Oulton Park International
 Circuit Length = 2.6920 miles
 Start: 13:57 End: 18:01

Fun Cup

BRSCC Bulletin - 14

RACE 5 - LAP CHART

Lap 41			Lap 42			Lap 43			Lap 44			Lap 45		
No	Behind	Laptime	No	Behind	Laptime	No	Behind	Laptime	No	Behind	Laptime	No	Behind	Laptime
131		3:02.222	131		2:07.115	131		2:05.776	131		2:06.006	131		2:05.866
1	10 LAPS	2:11.253 P	248	23 LAPS	2:06.394	248	23 LAPS	2:05.764	41	2 LAPS	2:13.404	111	2 LAPS	2:09.284
248	23 LAPS	2:35.582	195	7 LAPS	2:50.123	195	7 LAPS	2:05.491	248	23 LAPS	2:04.344	101	15 LAPS	2:14.762 P
212	10 LAPS	2:07.056	212	10 LAPS	2:05.497	212	10 LAPS	2:05.145	195	7 LAPS	2:04.893	248	23 LAPS	2:05.997
223	21.579	2:06.950	223	19.836	2:05.372	223	19.513	2:05.453	212	10 LAPS	2:05.242	41	2 LAPS	2:13.967
207	21.967	2:05.690	207	20.380	2:05.528	207	19.994	2:05.390	223	18.742	2:05.235	195	7 LAPS	2:05.148
14	2 LAPS	2:14.076	104	19 LAPS	2:07.400	104	19 LAPS	2:08.762	207	18.980	2:04.992	212	10 LAPS	2:05.248
104	19 LAPS	2:09.072	14	2 LAPS	2:11.062	14	2 LAPS	2:10.366	104	19 LAPS	2:08.802	223	17.944	2:05.068
209	41.471	2:06.938	209	40.827	2:06.471	209	40.872	2:05.821	14	2 LAPS	2:10.318	207	18.614	2:05.500
99	3 LAPS	2:17.579	190	2 LAPS	2:11.875	190	2 LAPS	2:12.693	209	39.937	2:05.071	104	19 LAPS	2:08.372
190	2 LAPS	2:54.669	99	3 LAPS	2:18.517	99	3 LAPS	2:18.168	190	2 LAPS	2:10.414	209	39.470	2:05.399
107	1 LAP	2:10.196	1	10 LAPS	3:07.370	1	10 LAPS	2:10.180	1	10 LAPS	2:09.220	190	2 LAPS	2:09.279
257	1 LAP	2:10.430	107	1 LAP	2:09.890	107	1 LAP	2:10.360	99	3 LAPS	2:18.099	1	10 LAPS	2:08.972
49	1 LAP	2:12.028	257	1 LAP	2:09.793	257	1 LAP	2:10.438	245	4 LAPS	2:06.981	245	4 LAPS	2:06.320
245	4 LAPS	2:56.027	49	1 LAP	2:12.193	245	4 LAPS	2:06.818	257	1 LAP	2:09.295	257	1 LAP	2:08.796
102	1:31.115	2:13.280	245	4 LAPS	2:06.723	49	1 LAP	2:12.453	107	1 LAP	2:09.743	107	1 LAP	2:08.963
106	1:42.487	2:10.150	102	1:37.354	2:13.354	102	1:46.136	2:14.558	49	1 LAP	2:12.766	99	3 LAPS	2:20.326
158	1:45.765	2:07.785	106	1:43.627	2:08.255	106	1:46.236	2:08.385	106	1:48.751	2:08.521	49	1 LAP	2:12.704
88	1 LAP	2:09.002	158	1:46.060	2:07.410	158	1:48.018	2:07.734	158	1:50.677	2:08.665	106	1:50.630	2:07.745
101	14 LAPS	2:12.124	88	1 LAP	2:07.682	88	1 LAP	2:07.886	102	1:54.159	2:14.029	158	1:53.185	2:08.374
41	1 LAP	2:13.176	101	14 LAPS	2:09.236	101	14 LAPS	2:09.048	88	1 LAP	2:09.249	88	1 LAP	2:08.327
111	1 LAP	2:08.543	111	1 LAP	2:08.729	111	1 LAP	2:10.576				102	2:03.621	2:15.328
			41	1 LAP	2:13.326									

Weather / Track : Cloudy / Dry

Oulton Park International
 Circuit Length = 2.6920 miles
 Start: 13:57 End: 18:01

Fun Cup

BRSCC Bulletin - 14

RACE 5 - LAP CHART

Lap 46			Lap 47			Lap 48			Lap 49			Lap 50		
No	Behind	Laptime	No	Behind	Laptime	No	Behind	Laptime	No	Behind	Laptime	No	Behind	Laptime
131		2:06.227	131		2:09.682	131		3:43.119	131		3:43.621	131		3:54.374
111	2 LAPS	2:10.300	102	1 LAP	2:18.628	102	1 LAP	3:37.753	102	1 LAP	3:43.484	102	1 LAP	3:55.138
248	23 LAPS	2:05.454	248	23 LAPS	2:04.988	248	23 LAPS	3:37.826	248	23 LAPS	3:43.437	248	23 LAPS	3:54.683
212	10 LAPS	2:05.986	111	2 LAPS	2:11.164	111	2 LAPS	3:37.891	111	2 LAPS	3:43.543	111	2 LAPS	3:53.874
195	7 LAPS	2:09.150	212	10 LAPS	2:05.728	212	10 LAPS	3:33.049	212	10 LAPS	3:44.051	212	10 LAPS	3:53.356
223	18.996	2:07.279	195	7 LAPS	2:05.335	195	7 LAPS	3:33.286	195	7 LAPS	3:44.137	195	7 LAPS	3:52.905
207	19.576	2:07.189	223	14.532	2:05.218	223	4.922	3:33.509	223	5.284	3:43.983	223	3.359	3:52.449
41	2 LAPS	2:13.679	207	15.349	2:05.455	207	5.977	3:33.747	207	5.923	3:43.567	207	3.872	3:52.323
104	19 LAPS	2:08.525	41	2 LAPS	2:15.869	41	2 LAPS	3:23.251	41	2 LAPS	3:43.680	41	2 LAPS	3:52.224
209	38.607	2:05.364	104	19 LAPS	2:08.803	104	19 LAPS	3:15.613	104	19 LAPS	3:43.511	104	19 LAPS	3:51.766
190	2 LAPS	2:09.629	209	36.227	2:07.302	209	8.598	3:15.490	209	8.082	3:43.105	209	5.261	3:51.553
1	10 LAPS	2:08.671	190	2 LAPS	2:09.217	190	2 LAPS	2:42.175	190	2 LAPS	3:43.038	190	2 LAPS	3:52.550
245	4 LAPS	2:06.154	1	10 LAPS	2:08.580	245	4 LAPS	2:25.131	245	4 LAPS	3:41.997	245	4 LAPS	3:51.731
107	1 LAP	2:13.148	245	4 LAPS	2:07.127	1	10 LAPS	2:31.968 P	107	1 LAP	3:38.098	107	1 LAP	3:51.995
99	3 LAPS	2:20.847	107	1 LAP	2:12.050	107	1 LAP	2:14.426	99	3 LAPS	3:15.652	99	3 LAPS	3:52.232
106	1:53.283	2:08.880	99	3 LAPS	2:21.204	99	3 LAPS	2:19.225	106	13.011	3:16.243	106	11.423	3:52.786
158	1:56.133	2:09.175	106	2:04.290	2:20.689	106	40.389	2:19.218	158	13.816	3:16.237	158	12.075	3:52.633
49	1 LAP	2:13.500	158	2:04.897	2:18.446	158	41.200	2:19.422	49	1 LAP	3:16.356	49	1 LAP	3:52.821
88	1 LAP	2:07.328	49	1 LAP	2:18.893	49	1 LAP	2:19.332	88	1 LAP	3:16.898	88	1 LAP	3:51.639
			88	1 LAP	2:18.767	88	1 LAP	2:18.499	101	17 LAPS	3:07.268	101	17 LAPS	3:51.233
						101	17 LAPS	8:46.998						

Weather / Track : Cloudy / Dry

Oulton Park International
 Circuit Length = 2.6920 miles
 Start: 13:57 End: 18:01

Fun Cup

BRSCC Bulletin - 14

RACE 5 - LAP CHART

Lap 51			Lap 52			Lap 53			Lap 54			Lap 55		
No	Behind	Laptime	No	Behind	Laptime	No	Behind	Laptime	No	Behind	Laptime	No	Behind	Laptime
131		2:05.029	131		2:04.444	131		2:06.647	131		2:05.011	223		2:10.861 P
248	23 LAPS	2:03.789	248	23 LAPS	2:04.435	248	23 LAPS	2:06.213	212	10 LAPS	2:03.689	1	13 LAPS	2:07.855
212	10 LAPS	2:06.222	212	10 LAPS	2:04.627	212	10 LAPS	2:04.185	223	2.760	2:05.069	99	4 LAPS	2:15.676
223	4.377	2:06.047	223	4.805	2:04.872	223	2.702	2:04.544	195	7 LAPS	2:04.320	88	1 LAP	2:08.826
207	6.065	2:07.222	207	5.780	2:04.159	195	7 LAPS	2:04.834	99	4 LAPS	3:33.697	107	1 LAP	2:11.872 P
195	7 LAPS	2:08.320	195	7 LAPS	2:04.346	207	6.443	2:07.310 P	1	13 LAPS	2:06.801	158	22.261	2:08.535
209	6.827	2:06.595	1	13 LAPS	11:41.498	1	13 LAPS	2:06.369	104	19 LAPS	2:10.719 P	101	17 LAPS	2:10.988 P
104	19 LAPS	2:09.770	209	10.331	2:07.948 P	104	19 LAPS	2:06.203	88	1 LAP	2:08.530	209	34.200	2:06.690
245	4 LAPS	2:08.317	245	4 LAPS	2:05.909	245	4 LAPS	2:08.649 P	107	1 LAP	2:07.371	245	4 LAPS	2:03.727
190	2 LAPS	2:10.352	104	19 LAPS	2:06.957	190	2 LAPS	2:07.533	106	24.618	2:11.618 P	111	2 LAPS	2:11.426
102	1 LAP	2:17.843	190	2 LAPS	2:07.422	106	18.011	2:06.833	190	2 LAPS	2:14.831 P	207	46.549	2:04.189
107	1 LAP	2:11.964	106	17.825	2:06.794	88	1 LAP	2:06.017	158	27.347	2:09.113	190	2 LAPS	2:50.511
106	15.475	2:09.081	88	1 LAP	2:06.692	107	1 LAP	2:08.447	101	17 LAPS	2:10.821	49	1 LAP	2:49.430
111	2 LAPS	2:18.431 P	158	19.295	2:07.449	101	17 LAPS	2:07.585	102	1 LAP	2:16.515 P	104	19 LAPS	3:24.255
158	16.290	2:09.244	107	1 LAP	2:08.962	158	23.245	2:10.597	209	41.131	2:05.188	106	1:30.138	3:19.141
88	1 LAP	2:08.861	101	17 LAPS	2:07.364	102	1 LAP	2:11.651	49	1 LAP	2:17.874 P	102	1 LAP	3:03.848
101	17 LAPS	2:10.032	102	1 LAP	2:14.479	49	1 LAP	2:11.823	111	2 LAPS	2:09.513	14	8 LAPS	2:14.503 P
49	1 LAP	2:12.634	49	1 LAP	2:11.995	209	40.954	2:37.270	245	4 LAPS	2:43.290	195	6 LAPS	2:05.667
41	2 LAPS	2:22.753 P	111	2 LAPS	2:28.894	111	2 LAPS	2:10.171	207	55.981	2:54.549	212	9 LAPS	2:08.093 P
99	3 LAPS	2:18.918	99	3 LAPS	2:23.987 P	41	2 LAPS	2:15.826	41	2 LAPS	2:21.332 P	41	2 LAPS	3:10.683
14	8 LAPS	20:24.702	41	2 LAPS	2:30.619	14	8 LAPS	2:11.255	14	8 LAPS	2:10.630	1	12 LAPS	2:06.863
			14	8 LAPS	2:12.387	248	22 LAPS	2:04.229	212	9 LAPS	2:08.294	99	3 LAPS	2:11.495
									248	22 LAPS	2:09.348 P	88	2:29.255	2:11.918 P
									195	6 LAPS	2:06.974			

Weather / Track : Cloudy / Dry

Oulton Park International
 Circuit Length = 2.6920 miles
 Start: 13:57 End: 18:01

Fun Cup

BRSCC Bulletin - 14

RACE 5 - LAP CHART

Lap 56			Lap 57			Lap 58			Lap 59			Lap 60		
No	Behind	Laptime	No	Behind	Laptime	No	Behind	Laptime	No	Behind	Laptime	No	Behind	Laptime
158		2:12.992 P	209		2:05.122	209		2:05.546	209		3:30.039	209		3:38.871
209	5.685	2:06.738	245	4 LAPS	2:03.534	245	4 LAPS	2:03.185	245	4 LAPS	3:29.716	245	4 LAPS	3:38.327
245	4 LAPS	2:03.878	207	15.434	2:04.660	207	15.894	2:06.006	207	1.733	3:15.878	207	0.837	3:37.975
207	21.581	2:10.285	212	10 LAPS	3:08.058	195	7 LAPS	2:57.278	195	7 LAPS	3:14.950	195	7 LAPS	3:37.662
111	2 LAPS	2:16.164 P	101	17 LAPS	2:04.694	101	17 LAPS	2:06.123	101	17 LAPS	3:06.056	101	17 LAPS	3:37.736
101	17 LAPS	2:41.938	223	28.248	2:06.325	212	10 LAPS	2:11.229	212	10 LAPS	3:03.044	212	10 LAPS	3:37.595
223	32.730	3:07.983	190	2 LAPS	2:09.704	223	33.141	2:10.439	223	6.266	3:03.164	223	2.596	3:35.201
190	2 LAPS	2:09.345	107	1 LAP	2:09.421	1	13 LAPS	3:12.251	1	13 LAPS	2:55.565	1	13 LAPS	3:34.414
107	1 LAP	3:06.797	158	55.467	3:06.274	190	2 LAPS	2:13.109	190	2 LAPS	2:55.132	190	2 LAPS	3:34.474
49	1 LAP	2:09.130	88	1 LAP	3:13.099	107	1 LAP	2:12.257	107	1 LAP	2:40.872	107	1 LAP	3:33.771
106	1:00.882	2:05.997	106	56.481	2:06.406	106	58.995	2:08.060	106	10.090	2:41.134	106	4.818	3:33.599
102	1 LAP	2:09.039	49	1 LAP	2:12.282	158	1:02.927	2:13.006	158	11.460	2:38.572	158	6.681	3:34.092
104	19 LAPS	2:12.436	102	1 LAP	2:06.497	49	1 LAP	2:11.881	49	1 LAP	2:39.034	49	1 LAP	3:33.276
248	23 LAPS	3:47.589	104	19 LAPS	2:10.431	88	1 LAP	2:13.546	88	1 LAP	2:39.053	88	1 LAP	3:34.042
195	6 LAPS	2:09.096 P	248	23 LAPS	2:08.764	102	1 LAP	2:10.418	102	1 LAP	2:38.418	102	1 LAP	3:34.083
41	2 LAPS	2:09.200	111	2 LAPS	3:20.732	248	23 LAPS	2:12.056	248	23 LAPS	2:33.041	248	23 LAPS	3:34.672
1	12 LAPS	2:09.632 P	41	2 LAPS	2:10.642	104	19 LAPS	2:14.565	104	19 LAPS	2:31.693	104	19 LAPS	3:35.216
99	3 LAPS	2:11.765	99	3 LAPS	2:14.687	111	2 LAPS	2:13.194	111	2 LAPS	2:12.333	111	2 LAPS	3:26.506
14	8 LAPS	3:00.842	14	8 LAPS	2:14.206	41	2 LAPS	2:13.900	41	2 LAPS	2:20.454	41	2 LAPS	3:09.579
						99	3 LAPS	2:16.779	99	3 LAPS	2:15.785	99	3 LAPS	2:58.357
						14	8 LAPS	2:17.230	14	8 LAPS	2:15.488	14	8 LAPS	2:54.870
												245	3 LAPS	2:03.572

Weather / Track : Cloudy / Dry

Oulton Park International
 Circuit Length = 2.6920 miles
 Start: 13:57 End: 18:01

Fun Cup

BRSCC Bulletin - 14

RACE 5 - LAP CHART

Lap 61			Lap 62			Lap 63			Lap 64			Lap 65		
No	Behind	Laptime	No	Behind	Laptime	No	Behind	Laptime	No	Behind	Laptime	No	Behind	Laptime
209		2:05.253	209		2:04.259	209		2:04.697	209		2:04.963	209		3:48.811
207	0.509	2:04.925	207	0.440	2:04.190	207	0.321	2:04.578	207	0.256	2:04.898	207	0.682	3:49.237
195	7 LAPS	2:07.271	101	17 LAPS	2:04.584	101	17 LAPS	2:04.723	101	17 LAPS	2:04.954	101	17 LAPS	3:46.394
101	17 LAPS	2:06.987	223	5.159	2:05.514	106	5.562	2:04.590	106	4.703	2:04.104	106	2.448	3:46.556
223	3.904	2:06.561	106	5.669	2:04.305	223	7.171	2:06.709	223	8.076	2:05.868	223	3.554	3:44.289
106	5.623	2:06.058	212	10 LAPS	2:09.223	212	10 LAPS	2:09.903	212	10 LAPS	2:09.158	212	10 LAPS	3:32.929
212	10 LAPS	2:08.857	190	2 LAPS	2:08.897	1	13 LAPS	2:09.388	1	13 LAPS	2:09.505	1	13 LAPS	3:32.952
1	13 LAPS	2:08.494	1	13 LAPS	2:09.421	190	2 LAPS	2:09.973	190	2 LAPS	2:10.451	190	2 LAPS	3:32.529
190	2 LAPS	2:08.316	107	1 LAP	2:07.917	107	1 LAP	2:09.817	107	1 LAP	2:11.067	107	1 LAP	3:32.383
107	1 LAP	2:09.254	49	1 LAP	2:08.291	49	1 LAP	2:08.553	49	1 LAP	2:10.550	49	1 LAP	3:32.523
102	1 LAP	2:05.977	158	18.990	2:11.759	248	23 LAPS	2:08.504	248	23 LAPS	2:10.287	248	23 LAPS	3:28.919
49	1 LAP	2:08.727	248	23 LAPS	2:09.456	158	25.152	2:10.859	158	30.681	2:10.492	158	11.058	3:29.188
158	11.490	2:10.062	88	1 LAP	2:12.337	88	1 LAP	2:11.775	195	7 LAPS	2:10.258	195	7 LAPS	3:26.374
88	1 LAP	2:10.551	104	19 LAPS	2:10.481	104	19 LAPS	2:11.659	88	1 LAP	2:11.682	88	1 LAP	3:26.420
248	23 LAPS	2:09.069	195	7 LAPS	2:27.050	195	7 LAPS	2:08.572	41	2 LAPS	2:10.281	41	2 LAPS	3:26.739
104	19 LAPS	2:09.495	41	2 LAPS	2:10.784	41	2 LAPS	2:08.092	257	17 LAPS	2:09.006	257	17 LAPS	3:27.164
111	2 LAPS	2:11.534	257	17 LAPS	43:15.825	257	17 LAPS	2:08.321	104	19 LAPS	2:13.259	104	19 LAPS	3:26.792
41	2 LAPS	2:11.447	99	3 LAPS	2:12.954	99	3 LAPS	2:10.352	99	3 LAPS	2:12.827	99	3 LAPS	3:21.703
99	3 LAPS	2:11.496	14	8 LAPS	2:14.428	14	8 LAPS	2:10.494	14	8 LAPS	2:11.744	14	8 LAPS	3:21.629
14	8 LAPS	2:11.275	102	1 LAP	2:30.629	102	1 LAP	2:09.640	102	1 LAP	2:09.680	102	1 LAP	3:21.207
245	3 LAPS	2:03.310	245	3 LAPS	2:03.599	131	8 LAPS	24:04.111	131	8 LAPS	2:05.399	131	8 LAPS	2:31.765
						245	3 LAPS	2:03.569	245	3 LAPS	2:09.789	245	3 LAPS	2:10.352

Weather / Track : Cloudy / Dry

Oulton Park International
 Circuit Length = 2.6920 miles
 Start: 13:57 End: 18:01

Fun Cup

BRSCC Bulletin - 14

RACE 5 - LAP CHART

Lap 66			Lap 67			Lap 68			Lap 69			Lap 70		
No	Behind	Laptime	No	Behind	Laptime	No	Behind	Laptime	No	Behind	Laptime	No	Behind	Laptime
209		3:36.315	209		2:04.990	207		2:04.689	207		2:07.517 P	106		2:05.972
207	0.381	3:36.014	207	0.246	2:04.855	101	17 LAPS	2:05.946	106	0.625	2:06.396	131	8 LAPS	2:04.561
101	17 LAPS	3:35.797	101	17 LAPS	2:04.441	106	1.746	2:05.571	101	17 LAPS	2:07.626	245	3 LAPS	2:03.361
106	1.633	3:35.500	106	1.110	2:04.467	223	2.519	2:04.483	223	4.037	2:09.035 P	1	13 LAPS	2:08.166
223	2.815	3:35.576	223	2.971	2:05.146	209	3.376	2:08.311 P	131	8 LAPS	2:05.937	212	10 LAPS	2:06.727
212	10 LAPS	3:35.791	212	10 LAPS	2:07.786	1	13 LAPS	2:08.793	245	3 LAPS	2:06.063	107	1 LAP	2:07.350
1	13 LAPS	3:35.999	1	13 LAPS	2:07.167	212	10 LAPS	2:09.523	1	13 LAPS	2:10.782	195	7 LAPS	2:07.641
190	2 LAPS	3:35.416	190	2 LAPS	2:07.102	190	2 LAPS	2:09.447	212	10 LAPS	2:12.233	49	1 LAP	2:07.466
107	1 LAP	3:35.459	107	1 LAP	2:06.806	107	1 LAP	2:09.233	107	1 LAP	2:12.114	41	2 LAPS	2:07.844
49	1 LAP	3:35.155	49	1 LAP	2:09.132	248	23 LAPS	2:06.722	195	7 LAPS	2:08.503	88	1 LAP	2:08.729
248	23 LAPS	3:34.671	248	23 LAPS	2:08.688	131	8 LAPS	2:04.407	190	2 LAPS	2:13.536 P	158	26.445	2:12.554 P
158	7.871	3:33.128	158	12.333	2:09.452	245	3 LAPS	2:05.513	49	1 LAP	2:11.147	102	1 LAP	2:12.057 P
195	7 LAPS	3:31.772	195	7 LAPS	2:09.490	49	1 LAP	2:09.862	41	2 LAPS	2:09.237	257	17 LAPS	2:16.504 P
88	1 LAP	3:31.495	88	1 LAP	2:10.188	195	7 LAPS	2:08.513	158	20.488	2:11.158	111	9 LAPS	3:05.734
41	2 LAPS	3:31.329	131	8 LAPS	2:07.183	158	16.847	2:09.449	88	1 LAP	2:10.910	99	3 LAPS	2:11.737
257	17 LAPS	3:31.238	41	2 LAPS	2:10.052	88	1 LAP	2:09.652	257	17 LAPS	2:10.617	209	49.637	2:04.958
104	19 LAPS	3:30.927	245	3 LAPS	2:06.800	41	2 LAPS	2:09.524	102	1 LAP	2:09.326	223	51.771	2:54.331
99	3 LAPS	3:30.391	257	17 LAPS	2:10.100	257	17 LAPS	2:08.591	104	19 LAPS	2:13.437 P	207	53.340	2:59.937
14	8 LAPS	3:30.015	104	19 LAPS	2:10.940	104	19 LAPS	2:08.521	248	23 LAPS	2:24.363 P	248	23 LAPS	2:47.834
102	1 LAP	3:29.728	102	1 LAP	2:12.095	102	1 LAP	2:07.284	99	3 LAPS	2:11.349	190	2 LAPS	3:01.282
131	8 LAPS	3:28.980	99	3 LAPS	2:14.072	14	8 LAPS	2:11.551	14	8 LAPS	2:14.844 P	104	19 LAPS	3:13.357
245	3 LAPS	3:21.942	14	8 LAPS	2:13.884	99	3 LAPS	2:12.265	209	51.276	2:55.417	14	8 LAPS	3:32.733
						111	8 LAPS	19:11.240 P	101	16 LAPS	2:04.830			

Weather / Track : Cloudy / Dry

Oulton Park International
 Circuit Length = 2.6920 miles
 Start: 13:57 End: 18:01

Fun Cup

BRSCC Bulletin - 14

RACE 5 - LAP CHART

Lap 71			Lap 72			Lap 73			Lap 74			Lap 75		
No	Behind	Laptime	No	Behind	Laptime	No	Behind	Laptime	No	Behind	Laptime	No	Behind	Laptime
106		2:05.783	106		2:09.686 P	209		2:04.803	209		2:04.808	209		2:04.664
101	17 LAPS	2:06.860	101	17 LAPS	2:17.539 P	111	9 LAPS	2:10.317	223	0.804	2:04.236	223	0.422	2:04.282
131	8 LAPS	2:06.230	131	8 LAPS	2:09.275 P	223	1.376	2:04.462	207	2.193	2:05.179	207	1.768	2:04.239
245	3 LAPS	2:06.274	245	3 LAPS	2:11.803 P	207	1.822	2:04.622	111	9 LAPS	2:09.589	111	9 LAPS	2:09.115
1	13 LAPS	2:07.925	195	7 LAPS	2:07.072	245	3 LAPS	2:54.390	1	13 LAPS	2:38.381	1	13 LAPS	2:07.233
195	7 LAPS	2:06.964	1	13 LAPS	2:09.026	106	18.100	3:07.173	248	23 LAPS	2:05.182	248	23 LAPS	2:03.082
107	1 LAP	2:08.718	107	1 LAP	2:10.257 P	248	23 LAPS	2:03.732	245	3 LAPS	2:06.966	245	3 LAPS	2:04.879
212	10 LAPS	2:13.201 P	41	2 LAPS	2:13.729 P	131	8 LAPS	3:10.971	195	7 LAPS	2:46.702	195	7 LAPS	2:04.940
41	2 LAPS	2:08.598	111	9 LAPS	2:10.048	107	1 LAP	3:05.357	106	22.148	2:08.856	106	28.013	2:10.529
49	1 LAP	2:10.862 P	209	44.270	2:04.857	190	2 LAPS	2:09.116	131	8 LAPS	2:05.450	131	8 LAPS	2:04.577
88	1 LAP	2:14.637 P	223	45.987	2:05.060	212	10 LAPS	2:04.374	212	10 LAPS	2:07.113	212	10 LAPS	2:05.611
111	9 LAPS	2:10.226	207	46.273	2:04.837	257	18 LAPS	2:11.508	190	2 LAPS	2:09.152	190	2 LAPS	2:09.192
99	3 LAPS	2:15.704 P	248	23 LAPS	2:04.311	49	1 LAP	2:08.702	107	1 LAP	2:10.347	107	1 LAP	2:08.794
209	49.099	2:05.245	257	18 LAPS	4:59.759	102	1 LAP	2:08.573	257	18 LAPS	2:09.614	257	18 LAPS	2:09.056
223	50.613	2:04.625	190	2 LAPS	2:09.542	158	45.957	2:08.685	49	1 LAP	2:08.638	49	1 LAP	2:08.409
207	51.122	2:03.565	212	10 LAPS	3:08.596	41	2 LAPS	3:14.660	158	49.764	2:08.615	158	52.726	2:07.626
248	23 LAPS	2:04.873	49	1 LAP	3:09.953	88	1 LAP	2:08.737	102	1 LAP	2:09.155	102	1 LAP	2:07.923
190	2 LAPS	2:10.955	102	1 LAP	2:09.930	104	19 LAPS	2:09.521	88	1 LAP	2:07.822	88	1 LAP	2:07.518
102	1 LAP	3:03.162	158	1:26.345	2:08.684	14	8 LAPS	2:11.621	41	2 LAPS	2:09.485	41	2 LAPS	2:10.628
158	1:27.347	3:06.685	88	1 LAP	3:11.427	99	3 LAPS	2:16.694	104	19 LAPS	2:09.853	104	19 LAPS	2:09.729
104	19 LAPS	2:12.095	104	19 LAPS	2:11.430				2	37 LAPS	1:34.40.20 7	2	37 LAPS	2:04.932
14	8 LAPS	2:13.731	14	8 LAPS	2:13.137				14	8 LAPS	2:10.543	14	8 LAPS	2:09.793
			99	3 LAPS	3:43.983				99	3 LAPS	2:15.430			
			195	6 LAPS	2:12.150 P									
			1	12 LAPS	2:13.363 P									

Weather / Track : Cloudy / Dry

Oulton Park International
Circuit Length = 2.6920 miles
Start: 13:57 End: 18:01

Fun Cup

BRSCC Bulletin - 14

RACE 5 - LAP CHART

Lap 76			Lap 77			Lap 78			Lap 79			Lap 80		
No	Behind	Laptime	No	Behind	Laptime	No	Behind	Laptime	No	Behind	Laptime	No	Behind	Laptime
209		2:04.740	209		2:04.508	209		2:04.251	209		2:04.416	209		2:05.641
223	1.997	2:06.315	223	1.909	2:04.420	207	4.524	2:06.426	207	4.119	2:04.011	207	2.724	2:04.246
207	2.577	2:05.549	207	2.349	2:04.280	101	21 LAPS	3:02.293 P	248	23 LAPS	2:03.601	14	9 LAPS	2:09.652
99	4 LAPS	2:16.503	248	23 LAPS	2:03.630	223	9.641	2:11.983 P	257	19 LAPS	2:10.668	248	23 LAPS	2:03.542
248	23 LAPS	2:04.306	99	4 LAPS	2:15.812	257	19 LAPS	3:16.904	223	23.656	2:18.431	223	22.654	2:04.639
1	13 LAPS	2:05.900	1	13 LAPS	2:05.751	248	23 LAPS	2:03.627	195	7 LAPS	2:05.584	257	19 LAPS	2:12.399
111	9 LAPS	2:14.471	245	3 LAPS	2:05.492	1	13 LAPS	2:06.603	245	3 LAPS	2:06.928	195	7 LAPS	2:05.010
245	3 LAPS	2:05.355	195	7 LAPS	2:04.623	195	7 LAPS	2:05.407	1	13 LAPS	2:09.631 P	245	3 LAPS	2:06.880
195	7 LAPS	2:04.574	111	9 LAPS	2:08.939	245	3 LAPS	2:06.252	131	8 LAPS	2:04.440	131	8 LAPS	2:03.720
131	8 LAPS	2:04.382	131	8 LAPS	2:04.305	111	9 LAPS	2:09.949	111	9 LAPS	2:10.074	111	9 LAPS	2:08.795
106	32.283	2:09.010	106	37.004	2:09.229	131	8 LAPS	2:03.675	99	4 LAPS	2:15.918	212	10 LAPS	2:05.397
212	10 LAPS	2:05.802	212	10 LAPS	2:05.731	99	4 LAPS	2:18.513	212	10 LAPS	2:08.499	106	52.472	2:09.167
107	1 LAP	2:12.322	158	59.543	2:08.859	106	42.696	2:09.943	106	48.946	2:10.666	99	4 LAPS	2:18.102
158	55.192	2:07.206	107	1 LAP	2:10.026	212	10 LAPS	2:05.399	158	1:06.219	2:07.816	158	1:08.438	2:07.860
190	2 LAPS	2:13.476	190	2 LAPS	2:10.273	158	1:02.819	2:07.527	107	1 LAP	2:07.851	107	1 LAP	2:08.503
49	1 LAP	2:07.952	102	1 LAP	2:09.956	107	1 LAP	2:08.614	190	2 LAPS	2:08.462	190	2 LAPS	2:10.305
102	1 LAP	2:08.250	88	1 LAP	2:07.267	190	2 LAPS	2:07.896	88	1 LAP	2:06.311	102	1 LAP	2:09.860
257	18 LAPS	2:18.658 P	49	1 LAP	2:16.942	102	1 LAP	2:07.248	102	1 LAP	2:08.729	88	1 LAP	2:10.476
88	1 LAP	2:07.546	41	2 LAPS	2:11.372	88	1 LAP	2:05.755	49	1 LAP	2:10.176	49	1 LAP	2:09.505
41	2 LAPS	2:12.822	104	19 LAPS	2:08.947	49	1 LAP	2:09.711	2	37 LAPS	2:03.893	2	37 LAPS	2:04.114
101	20 LAPS	10:09.345	2	37 LAPS	2:04.335	104	19 LAPS	2:10.142	104	19 LAPS	2:09.857	104	19 LAPS	2:09.221
104	19 LAPS	2:09.398	14	8 LAPS	2:10.116	41	2 LAPS	2:11.497	41	2 LAPS	2:09.863	41	2 LAPS	2:08.898
2	37 LAPS	2:05.267				2	37 LAPS	2:04.001						
14	8 LAPS	2:10.863				14	8 LAPS	2:11.701						

Weather / Track : Cloudy / Dry

Oulton Park International
 Circuit Length = 2.6920 miles
 Start: 13:57 End: 18:01

Fun Cup

BRSCC Bulletin - 14

RACE 5 - LAP CHART

Lap 81			Lap 82			Lap 83			Lap 84			Lap 85		
No	Behind	Laptime	No	Behind	Laptime	No	Behind	Laptime	No	Behind	Laptime	No	Behind	Laptime
209		2:05.389	209		2:04.334	209		2:04.538	209		2:05.293	209		2:04.926
207	1.465	2:04.130	207	0.948	2:03.817	207	0.396	2:03.986	207	0.258	2:05.155	207	0.462	2:05.130
248	23 LAPS	2:03.769	248	23 LAPS	2:03.767	248	23 LAPS	2:04.070	248	23 LAPS	2:03.691	248	23 LAPS	2:03.651
14	9 LAPS	2:14.434 P	223	23.084	2:05.157	223	23.517	2:04.971	223	23.400	2:05.176	131	8 LAPS	2:04.342
223	22.261	2:04.996	195	7 LAPS	2:05.817	131	8 LAPS	2:04.295	131	8 LAPS	2:03.571	223	24.957	2:06.483
195	7 LAPS	2:05.568	131	8 LAPS	2:03.626	195	7 LAPS	2:06.947	195	7 LAPS	2:14.000 P	245	3 LAPS	2:08.547
131	8 LAPS	2:04.116	245	3 LAPS	2:08.579	245	3 LAPS	2:07.524	245	3 LAPS	2:08.767	212	10 LAPS	2:05.521
245	3 LAPS	2:08.397	14	9 LAPS	2:29.286	14	9 LAPS	2:10.768	14	9 LAPS	2:11.483	111	9 LAPS	2:07.666
257	19 LAPS	2:13.987	257	19 LAPS	2:14.676	111	9 LAPS	2:08.892	212	10 LAPS	2:05.705	14	9 LAPS	2:11.888
111	9 LAPS	2:08.265	111	9 LAPS	2:07.924	212	10 LAPS	2:05.073	111	9 LAPS	2:09.773	106	1 LAP	3:23.773
212	10 LAPS	2:06.869	212	10 LAPS	2:05.080	257	19 LAPS	2:15.691	257	19 LAPS	2:16.152	257	19 LAPS	2:17.006
106	58.530	2:11.447	106	1:04.382	2:10.186	158	1:18.034	2:07.744	158	1:20.090	2:07.349	158	1:22.720	2:07.556
99	4 LAPS	2:15.666	158	1:14.828	2:08.142	88	1 LAP	2:07.098	88	1 LAP	2:07.382	2	37 LAPS	2:04.247
158	1:11.020	2:07.971	99	4 LAPS	2:15.808	107	1 LAP	2:07.677	107	1 LAP	2:07.331	88	1 LAP	2:06.415
107	1 LAP	2:08.434	88	1 LAP	2:07.285	102	1 LAP	2:07.701	102	1 LAP	2:07.602	102	1 LAP	2:07.810
102	1 LAP	2:06.340	107	1 LAP	2:09.208	2	37 LAPS	2:04.064	2	37 LAPS	2:03.422	107	1 LAP	2:11.383
88	1 LAP	2:06.662	102	1 LAP	2:08.522	99	4 LAPS	2:16.665	190	2 LAPS	2:09.310	190	2 LAPS	2:08.773
190	2 LAPS	2:10.608	190	2 LAPS	2:11.730	190	2 LAPS	2:10.233	49	1 LAP	2:08.799	49	1 LAP	2:08.683
2	37 LAPS	2:04.409	2	37 LAPS	2:03.932	49	1 LAP	2:08.974	99	4 LAPS	2:16.775	99	4 LAPS	2:16.097
49	1 LAP	2:09.745	49	1 LAP	2:07.902	104	19 LAPS	2:09.344	1	17 LAPS	11:50.494	1	17 LAPS	2:06.111
104	19 LAPS	2:09.055	104	19 LAPS	2:09.053	41	2 LAPS	2:09.438	104	19 LAPS	2:10.193	104	19 LAPS	2:07.833
41	2 LAPS	2:09.429	41	2 LAPS	2:08.877	106	1:58.011	2:58.167 P	41	2 LAPS	2:09.786	41	2 LAPS	2:08.910

Weather / Track : Cloudy / Dry

Oulton Park International
 Circuit Length = 2.6920 miles
 Start: 13:57 End: 18:01

Fun Cup

BRSCC Bulletin - 14

RACE 5 - LAP CHART

Lap 86			Lap 87			Lap 88			Lap 89			Lap 90		
No	Behind	Laptime	No	Behind	Laptime	No	Behind	Laptime	No	Behind	Laptime	No	Behind	Laptime
209		2:04.602	209		2:04.168	209		2:04.948	209		2:05.263	209		2:04.781
207	0.370	2:04.510	207	0.522	2:04.320	207	0.515	2:04.941	207	0.282	2:05.030	207	0.181	2:04.680
248	23 LAPS	2:03.684	99	5 LAPS	2:19.668	248	23 LAPS	2:05.745	248	23 LAPS	2:05.172	248	23 LAPS	2:06.223 P
131	8 LAPS	2:03.886	41	3 LAPS	2:17.008 P	99	5 LAPS	2:16.422	106	2 LAPS	2:51.063	106	2 LAPS	2:05.641
223	24.777	2:04.422	248	23 LAPS	2:04.201	131	8 LAPS	2:05.247	131	8 LAPS	2:04.681	131	8 LAPS	2:04.795
245	3 LAPS	2:09.731	131	8 LAPS	2:04.454	212	10 LAPS	2:05.581	107	2 LAPS	2:56.084	158	1 LAP	3:02.565
212	10 LAPS	2:05.704	223	29.586	2:08.977 P	41	3 LAPS	2:59.134	99	5 LAPS	2:22.408 P	107	2 LAPS	2:07.252
111	9 LAPS	2:08.370	212	10 LAPS	2:05.903	223	1:11.371	2:46.733	190	3 LAPS	2:57.624	190	3 LAPS	2:08.709
14	9 LAPS	2:11.802	245	3 LAPS	2:13.022 P	2	37 LAPS	2:03.918	257	20 LAPS	3:11.518	49	2 LAPS	2:53.779
106	1 LAP	2:10.669	14	9 LAPS	2:17.453 P	88	1 LAP	2:06.880	212	10 LAPS	2:08.651 P	257	20 LAPS	2:19.384
2	37 LAPS	2:03.840	2	37 LAPS	2:04.348	245	3 LAPS	2:40.378	41	3 LAPS	2:10.325	223	1:09.727	2:05.189
158	1:24.827	2:06.709	111	9 LAPS	2:30.979 P	158	1:34.584	2:10.623 P	223	1:09.319	2:03.211	41	3 LAPS	2:11.188
88	1 LAP	2:05.748	88	1 LAP	2:06.873	102	1 LAP	2:08.112	2	37 LAPS	2:04.671	2	37 LAPS	2:08.381 P
257	19 LAPS	2:18.774	106	1 LAP	2:15.204 P	1	17 LAPS	2:06.166	88	1 LAP	2:07.302	88	1 LAP	2:11.551 P
102	1 LAP	2:07.535	158	1:28.909	2:08.250	49	1 LAP	2:13.345 P	245	3 LAPS	2:08.621	212	10 LAPS	2:49.143
107	1 LAP	2:09.429	102	1 LAP	2:08.082				102	1 LAP	2:06.917	245	3 LAPS	2:11.575
190	2 LAPS	2:09.553	107	1 LAP	2:13.052 P				14	10 LAPS	4:35.092	102	1 LAP	2:11.043 P
49	1 LAP	2:08.875	257	19 LAPS	2:20.554 P				1	17 LAPS	2:09.137 P	14	10 LAPS	2:10.373
1	17 LAPS	2:06.108	49	1 LAP	2:08.885							99	5 LAPS	3:35.760
104	19 LAPS	2:07.733	190	2 LAPS	2:11.959 P									
			1	17 LAPS	2:06.272									
			104	19 LAPS	2:08.760									

Weather / Track : Cloudy / Dry

Oulton Park International
 Circuit Length = 2.6920 miles
 Start: 13:57 End: 18:01

Fun Cup

BRSCC Bulletin - 14

RACE 5 - LAP CHART

Lap 91			Lap 92			Lap 93			Lap 94			Lap 95		
No	Behind	Laptime	No	Behind	Laptime	No	Behind	Laptime	No	Behind	Laptime	No	Behind	Laptime
209		2:09.081 P	209		2:45.306	209		2:05.713	209		3:44.960	209		3:24.639
207	1.357	2:10.257 P	190	3 LAPS	2:09.065	158	1 LAP	2:10.755	158	1 LAP	3:45.401	158	1 LAP	3:24.329
106	2 LAPS	2:12.457	207	11.308	2:55.257	207	10.516	2:04.921	207	1.913	3:36.357	207	1.182	3:23.908
131	8 LAPS	2:09.505 P	49	2 LAPS	2:11.225	190	3 LAPS	2:09.658	190	3 LAPS	3:36.939	190	3 LAPS	3:22.691
158	1 LAP	2:12.156	1	18 LAPS	2:07.317	1	18 LAPS	2:07.651	1	18 LAPS	3:34.146	1	18 LAPS	3:21.848
107	2 LAPS	2:07.149	223	23.846	2:04.220	49	2 LAPS	2:11.041	49	2 LAPS	3:33.551	223	2.760	3:19.818
190	3 LAPS	2:09.502	131	8 LAPS	2:46.626	223	22.733	2:04.600	223	7.581	3:29.808	49	2 LAPS	3:21.749
49	2 LAPS	2:10.755	41	3 LAPS	2:11.196	131	8 LAPS	2:05.915	131	8 LAPS	3:27.088	131	8 LAPS	3:19.762
1	18 LAPS	3:02.933	248	23 LAPS	2:08.438	41	3 LAPS	2:13.745	41	3 LAPS	3:07.411	41	3 LAPS	3:19.673
223	1:04.932	2:04.286	257	20 LAPS	2:20.493	248	23 LAPS	2:10.457	248	23 LAPS	3:04.475	248	23 LAPS	3:19.626
41	3 LAPS	2:10.509	212	10 LAPS	2:06.306	257	20 LAPS	2:20.723	257	20 LAPS	2:51.745	257	20 LAPS	3:19.545
257	20 LAPS	2:20.992	2	37 LAPS	2:04.303	2	37 LAPS	2:04.097	2	37 LAPS	2:50.248	2	37 LAPS	3:18.474
248	23 LAPS	3:23.145	14	10 LAPS	2:11.792	212	10 LAPS	2:20.789	212	10 LAPS	2:42.326	212	10 LAPS	3:17.891
212	10 LAPS	2:05.632	101	34 LAPS	3:14.879	14	10 LAPS	2:12.958	14	10 LAPS	2:37.150	14	10 LAPS	3:17.536
14	10 LAPS	2:09.643	106	1 LAP	2:06.010	101	34 LAPS	2:11.430	101	34 LAPS	2:24.327	101	34 LAPS	3:17.049
2	37 LAPS	2:33.785	99	5 LAPS	2:16.875	106	1 LAP	2:06.908	106	1 LAP	2:22.295	106	1 LAP	3:14.025
245	3 LAPS	2:16.380 P	102	1 LAP	2:12.472	99	5 LAPS	2:18.873	99	5 LAPS	2:18.482	99	5 LAPS	3:04.033
99	5 LAPS	2:18.438	88	1 LAP	2:10.269	102	1 LAP	2:29.299	102	1 LAP	2:27.790	245	6 LAPS	10:18.407
106	1 LAP	2:05.752	107	1 LAP	2:06.843	88	1 LAP	2:29.454	88	1 LAP	2:27.887	102	1 LAP	2:30.443
102	1 LAP	2:55.347				107	1 LAP	2:28.161	107	1 LAP	2:28.119	88	1 LAP	2:30.609
88	1 LAP	3:04.074										107	1 LAP	2:30.460
107	1 LAP	2:08.804												
158	2:41.133	2:10.953												

Weather / Track : Cloudy / Dry

Oulton Park International
 Circuit Length = 2.6920 miles
 Start: 13:57 End: 18:01

Fun Cup

BRSCC Bulletin - 14

RACE 5 - LAP CHART

Lap 96			Lap 97			Lap 98			Lap 99			Lap 100		
No	Behind	Laptime	No	Behind	Laptime	No	Behind	Laptime	No	Behind	Laptime	No	Behind	Laptime
209		2:04.786	209		2:05.092	209		2:05.738	223		2:04.622	209		2:05.829
207	1.450	2:05.054	223	0.594	2:03.572	223	0.126	2:05.270	209	0.917	2:05.665	207	0.292	2:05.738
223	2.114	2:04.140	207	0.815	2:04.457	207	0.562	2:05.485	207	1.300	2:05.486	2	37 LAPS	2:05.612
190	3 LAPS	2:09.597	2	37 LAPS	2:03.605	2	37 LAPS	2:02.590	2	37 LAPS	2:03.814	223	1.486	2:08.232 P
1	18 LAPS	2:09.328	131	8 LAPS	2:06.059	131	8 LAPS	2:05.080	131	8 LAPS	2:06.179	131	8 LAPS	2:05.212
131	8 LAPS	2:08.486	212	10 LAPS	2:05.429	212	10 LAPS	2:04.108	212	10 LAPS	2:06.398	212	10 LAPS	2:05.046
2	37 LAPS	2:05.724	190	3 LAPS	2:08.740	190	3 LAPS	2:07.556	245	6 LAPS	2:05.671	245	6 LAPS	2:05.936
158	1 LAP	2:11.312	1	18 LAPS	2:08.763	1	18 LAPS	2:07.558	106	1 LAP	2:05.312	106	1 LAP	2:05.217
212	10 LAPS	2:07.115	158	1 LAP	2:10.196	245	6 LAPS	2:04.913	190	3 LAPS	2:09.402	1	18 LAPS	2:07.573
49	2 LAPS	2:11.727	245	6 LAPS	2:05.974	106	1 LAP	2:06.353	1	18 LAPS	2:09.350	101	34 LAPS	2:06.021
41	3 LAPS	2:10.443	49	2 LAPS	2:09.726	158	1 LAP	2:11.602	101	34 LAPS	2:05.993	190	3 LAPS	2:10.783
106	1 LAP	2:09.051	106	1 LAP	2:07.191	101	34 LAPS	2:08.823	158	1 LAP	2:10.019	248	23 LAPS	2:08.477
245	6 LAPS	2:07.859	41	3 LAPS	2:10.372	49	2 LAPS	2:11.154	41	3 LAPS	2:08.769	41	3 LAPS	2:10.871
101	34 LAPS	2:10.606	101	34 LAPS	2:07.293	41	3 LAPS	2:10.451	248	23 LAPS	2:09.593	158	1 LAP	2:11.690
248	23 LAPS	2:14.457	248	23 LAPS	2:07.764	248	23 LAPS	2:08.907	49	2 LAPS	2:11.166	49	2 LAPS	2:10.668
14	10 LAPS	2:13.528	107	1 LAP	2:07.570	107	1 LAP	2:07.738	107	1 LAP	2:08.054	107	1 LAP	2:10.168
88	1 LAP	2:10.868	88	1 LAP	2:10.388	88	1 LAP	2:09.445	14	10 LAPS	2:10.412	14	10 LAPS	2:09.363
107	1 LAP	2:11.682	14	10 LAPS	2:13.118	14	10 LAPS	2:08.665	88	1 LAP	2:14.799	88	1 LAP	2:11.054
102	1 LAP	2:13.311	102	1 LAP	2:11.297	102	1 LAP	2:10.561	102	1 LAP	2:11.144	102	1 LAP	2:11.657
99	5 LAPS	2:20.869	99	5 LAPS	2:16.390	99	5 LAPS	2:17.495	99	5 LAPS	2:15.568	99	5 LAPS	2:15.932
257	20 LAPS	2:33.858 P												

Weather / Track : Cloudy / Dry

Oulton Park International
 Circuit Length = 2.6920 miles
 Start: 13:57 End: 18:01

Fun Cup

BRSCC Bulletin - 14

RACE 5 - LAP CHART

Lap 101			Lap 102			Lap 103			Lap 104		
No	Behind	Laptime	No	Behind	Laptime	No	Behind	Laptime	No	Behind	Laptime
209		2:06.840	209		2:05.656	209		2:05.321	209		2:05.702
207	0.449	2:06.997	207	0.392	2:05.599	207	0.555	2:05.484	207	0.453	2:05.600
2	37 LAPS	2:09.531	2	37 LAPS	2:03.572	2	37 LAPS	2:05.285	2	37 LAPS	2:08.294
212	10 LAPS	2:05.011	212	10 LAPS	2:04.855	212	10 LAPS	2:04.887	212	10 LAPS	2:06.499
131	8 LAPS	2:06.101	131	8 LAPS	2:04.914	131	8 LAPS	2:04.561	131	8 LAPS	2:06.246
223	11.924	2:17.278	223	9.510	2:03.242	223	7.536	2:03.347	223	5.663	2:03.829
245	6 LAPS	2:06.163	245	6 LAPS	2:05.130	245	6 LAPS	2:05.036	245	6 LAPS	2:05.548
106	1 LAP	2:05.967	106	1 LAP	2:07.168	106	1 LAP	2:07.551	106	1 LAP	2:05.961
1	18 LAPS	2:07.634	101	34 LAPS	2:06.229	101	34 LAPS	2:06.137	101	34 LAPS	2:08.649
101	34 LAPS	2:06.220	1	18 LAPS	2:08.075	1	18 LAPS	2:07.924	190	3 LAPS	2:13.812
190	3 LAPS	2:09.330	190	3 LAPS	2:10.878	190	3 LAPS	2:09.788	107	1 LAP	2:09.342
248	23 LAPS	2:09.000	41	3 LAPS	2:09.461	41	3 LAPS	2:09.996	41	3 LAPS	2:10.462
41	3 LAPS	2:10.171	158	1 LAP	2:10.079	107	1 LAP	2:08.538	158	1 LAP	2:09.928
158	1 LAP	2:10.099	107	1 LAP	2:09.994	158	1 LAP	2:10.168	49	2 LAPS	2:10.693
107	1 LAP	2:09.182	49	2 LAPS	2:10.228	49	2 LAPS	2:09.568	14	10 LAPS	2:09.212
49	2 LAPS	2:09.722	14	10 LAPS	2:08.827	14	10 LAPS	2:07.934	248	23 LAPS	2:10.334
14	10 LAPS	2:09.090	248	23 LAPS	2:21.573	248	23 LAPS	2:12.796	88	1 LAP	2:08.891
88	1 LAP	2:11.075	88	1 LAP	2:10.564	88	1 LAP	2:10.631	102	1 LAP	2:10.912
102	1 LAP	2:10.477	102	1 LAP	2:10.557	102	1 LAP	2:11.230	99	5 LAPS	2:21.846
99	5 LAPS	2:15.937	99	5 LAPS	2:15.165	99	5 LAPS	2:16.905	1	18 LAPS	3:55.138 P

Weather / Track : Cloudy / Dry

Oulton Park International
 Circuit Length = 2.6920 miles
 Start: 13:57 End: 18:01