



# **Creative LED Solutions Winter Race Day**

**Anglesey Coastal Circuit**

**29<sup>th</sup> November 2008**



**Results Provided by Timing Solutions Ltd**

[www.tsl-timing.com](http://www.tsl-timing.com)

## Legends

### QUALIFYING - RACE 1 - CLASSIFICATION

POS	NO	CL	NAME	ENTRY	TIME	ON	LAPS	GAP	DIFF	MPH
1	7		Dean BRACE	Ford Coupe	1:34.322	7	9			59.15
2	8		Nick BRACE	Ford Coupe	1:34.573	5	8	0.251	0.251	59.00
3	44		Andrew DONALD	Ford Sedan	1:35.910	7	9	1.588	1.337	58.17
4	72		Glen BURTENSHAW	Ford 34 Coupe	1:36.005	6	9	1.683	0.095	58.12
5	32		Chris BELL	Ford Coupe	1:37.171	8	9	2.849	1.166	57.42
6	4		Darren GAULTON	Ford Coupe	1:37.565	6	9	3.243	0.394	57.19
7	43		Nick MERCER	Ford Sedan	1:37.948	3	9	3.626	0.383	56.96
8	38		Errico PALAZZO	Ford 34 Coupe	1:37.975	8	9	3.653	0.027	56.95
9	6		David HUNTER	Ford Coupe	1:38.183	3	9	3.861	0.208	56.83
10	96		Paul O'BRIEN	Ford Sedan	1:38.248	4	5	3.926	0.065	56.79
11	55		Ben POWER	Ford 34 Coupe	1:38.632	9	9	4.310	0.384	56.57
12	17		Billy WAIT	Ford 37 Coupe	1:42.420	3	9	8.098	3.788	54.48
13	66		Nick WHITELEGG	Ford Sedan	1:43.950	8	9	9.628	1.530	53.68
14	52		Gareth MARTIN	Ford 34 Coupe	1:46.614	8	8	12.292	2.664	52.33

Weather / Track : Cloudy / Damp

These results are provisional until the conclusion of any judicial and technical matters.

Anglesey Coastal  
Circuit Length = 1.5500 miles  
Start: 09:00 End: 09:17

Clerk of Course :

Timekeeper :

## Legends

### QUALIFYING - RACE 1 - LAP ANALYSIS

<b>4</b>	<b>Darren GAULTON</b>		Ford Coupe			
1 -	1:40.925	+ 3.360	9:02:50.332	6 -	<b>1:37.565</b>	<b>9:11:20.175</b>
2 -	1:38.784	+ 1.219	9:04:29.116	7 -	1:38.160	+ 0.595 9:12:58.335
3 -	1:57.883	+ 20.318	9:06:26.999	8 -	1:43.754	+ 6.189 9:14:42.089
4 -	1:37.615	+ 0.050	9:08:04.614	9 -	1:37.986	+ 0.421 9:16:20.075
5 -	1:37.996	+ 0.431	9:09:42.610			
<b>6</b>	<b>David HUNTER</b>		Ford Coupe			
1 -	1:43.457	+ 5.274	9:02:52.044	6 -	1:39.628	+ 1.445 9:11:07.789
2 -	1:39.382	+ 1.199	9:04:31.426	7 -	1:38.940	+ 0.757 9:12:46.729
3 -	<b>1:38.183</b>		<b>9:06:09.609</b>	8 -	1:39.332	+ 1.149 9:14:26.061
4 -	1:38.909	+ 0.726	9:07:48.518	9 -	1:40.116	+ 1.933 9:16:06.177
5 -	1:39.643	+ 1.460	9:09:28.161			
<b>7</b>	<b>Dean BRACE</b>		Ford Coupe			
1 -	1:43.645	+ 9.323	9:02:49.256	6 -	1:34.612	+ 0.290 9:10:47.189
2 -	1:37.577	+ 3.255	9:04:26.833	7 -	<b>1:34.322</b>	<b>9:12:21.511</b>
3 -	1:35.861	+ 1.539	9:06:02.694	8 -	1:35.212	+ 0.890 9:13:56.723
4 -	1:35.025	+ 0.703	9:07:37.719	9 -	1:40.560 P	+ 6.238 9:15:37.283
5 -	1:34.858	+ 0.536	9:09:12.577			
<b>8</b>	<b>Nick BRACE</b>		Ford Coupe			
1 -	1:36.651	+ 2.078	9:02:50.410	5 -	<b>1:34.573</b>	<b>9:09:11.266</b>
2 -	1:35.779	+ 1.206	9:04:26.189	6 -	1:34.940	+ 0.367 9:10:46.206
3 -	1:35.418	+ 0.845	9:06:01.607	7 -	1:34.683	+ 0.110 9:12:20.889
4 -	1:35.086	+ 0.513	9:07:36.693	8 -	1:46.390 P	+ 11.817 9:14:07.279
<b>17</b>	<b>Billy WAIT</b>		Ford 37 Coupe			
1 -	1:46.683	+ 4.263	9:02:48.999	6 -	1:43.013	+ 0.593 9:11:25.493
2 -	1:44.107	+ 1.687	9:04:33.106	7 -	1:42.917	+ 0.497 9:13:08.410
3 -	<b>1:42.420</b>		<b>9:06:15.526</b>	8 -	1:43.053	+ 0.633 9:14:51.463
4 -	1:42.846	+ 0.426	9:07:58.372	9 -	1:45.187	+ 2.767 9:16:36.650
5 -	1:44.108	+ 1.688	9:09:42.480			
<b>32</b>	<b>Chris BELL</b>		Ford Coupe			
1 -	1:38.763	+ 1.592	9:03:16.780	6 -	1:38.804	+ 1.633 9:11:28.518
2 -	1:37.650	+ 0.479	9:04:54.430	7 -	1:38.225	+ 1.054 9:13:06.743
3 -	1:39.516	+ 2.345	9:06:33.946	8 -	<b>1:37.171</b>	<b>9:14:43.914</b>
4 -	1:37.662	+ 0.491	9:08:11.608	9 -	1:42.736 P	+ 5.565 9:16:26.650
5 -	1:38.106	+ 0.935	9:09:49.714			
<b>38</b>	<b>Errico PALAZZO</b>		Ford 34 Coupe			
1 -	1:46.474	+ 8.499	9:03:02.273	6 -	1:39.281	+ 1.306 9:11:19.023
2 -	1:41.005	+ 3.030	9:04:43.278	7 -	1:38.852	+ 0.877 9:12:57.875
3 -	1:39.138	+ 1.163	9:06:22.416	8 -	<b>1:37.975</b>	<b>9:14:35.850</b>
4 -	1:38.683	+ 0.708	9:08:01.099	9 -	1:38.060	+ 0.085 9:16:13.910
5 -	1:38.643	+ 0.668	9:09:39.742			
<b>43</b>	<b>Nick MERCER</b>		Ford Sedan			
1 -	1:40.551	+ 2.603	9:02:52.307	6 -	1:39.909	+ 1.961 9:12:09.725
2 -	1:40.775	+ 2.827	9:04:33.082	7 -	1:38.487	+ 0.539 9:13:48.212
3 -	<b>1:37.948</b>		<b>9:06:11.030</b>	8 -	1:37.972	+ 0.024 9:15:26.184
4 -	1:42.408 P	+ 4.460	9:07:53.438	9 -	1:41.874	+ 3.926 9:17:08.058
5 -	2:36.378	+ 58.430	9:10:29.816			
<b>44</b>	<b>Andrew DONALD</b>		Ford Sedan			
1 -	1:42.323	+ 6.413	9:02:39.623	6 -	1:36.506	+ 0.596 9:10:42.221
2 -	1:36.949	+ 1.039	9:04:16.572	7 -	<b>1:35.910</b>	<b>9:12:18.131</b>
3 -	1:36.381	+ 0.471	9:05:52.953	8 -	1:37.182	+ 1.272 9:13:55.313
4 -	1:36.435	+ 0.525	9:07:29.388	9 -	2:09.175 P	+ 33.265 9:16:04.488
5 -	1:36.327	+ 0.417	9:09:05.715			

Anglesey Coastal  
Circuit Length = 1.5500 miles  
Start: 09:00 End: 09:17

Weather / Track : Cloudy / Damp

## Legends

### QUALIFYING - RACE 1 - LAP ANALYSIS

<b>52</b>	<b>Gareth MARTIN</b>		<b>Ford 34 Coupe</b>				
1 -	1:53.592	+ 6.978	9:03:15.292	5 -	1:46.924	+ 0.310	9:10:26.359
2 -	1:48.321	+ 1.707	9:05:03.613	6 -	1:49.056	+ 2.442	9:12:15.415
3 -	1:48.085	+ 1.471	9:06:51.698	7 -	1:47.789	+ 1.175	9:14:03.204
4 -	1:47.737	+ 1.123	9:08:39.435	8 -	<b>1:46.614</b>		<b>9:15:49.818</b>
<b>55</b>	<b>Ben POWER</b>		<b>Ford 34 Coupe</b>				
1 -	1:44.621	+ 5.989	9:03:25.064	6 -	1:38.818	+ 0.186	9:11:42.259
2 -	1:40.218	+ 1.586	9:05:05.282	7 -	1:38.696	+ 0.064	9:13:20.955
3 -	1:39.703	+ 1.071	9:06:44.985	8 -	1:38.811	+ 0.179	9:14:59.766
4 -	1:38.728	+ 0.096	9:08:23.713	9 -	<b>1:38.632</b>		<b>9:16:38.398</b>
5 -	1:39.728	+ 1.096	9:10:03.441				
<b>66</b>	<b>Nick WHITELEGG</b>		<b>Ford Sedan</b>				
1 -	1:48.291	+ 4.341	9:03:02.043	6 -	1:44.281	+ 0.331	9:11:52.124
2 -	1:45.565	+ 1.615	9:04:47.608	7 -	1:44.355	+ 0.405	9:13:36.479
3 -	1:46.358	+ 2.408	9:06:33.966	8 -	<b>1:43.950</b>		<b>9:15:20.429</b>
4 -	1:47.853	+ 3.903	9:08:21.819	9 -	1:53.300 P	+ 9.350	9:17:13.729
5 -	1:46.024	+ 2.074	9:10:07.843				
<b>72</b>	<b>Glen BURTENSHAW</b>		<b>Ford 34 Coupe</b>				
1 -	1:43.332	+ 7.327	9:02:49.579	6 -	<b>1:36.005</b>		<b>9:10:54.228</b>
2 -	1:38.973	+ 2.968	9:04:28.552	7 -	1:37.472	+ 1.467	9:12:31.700
3 -	1:36.599	+ 0.594	9:06:05.151	8 -	1:36.155	+ 0.150	9:14:07.855
4 -	1:36.566	+ 0.561	9:07:41.717	9 -	1:37.345	+ 1.340	9:15:45.200
5 -	1:36.506	+ 0.501	9:09:18.223				
<b>96</b>	<b>Paul O'BRIEN</b>		<b>Ford Sedan</b>				
1 -	2:01.620	+ 23.372	9:03:20.977	4 -	<b>1:38.248</b>		<b>9:08:30.578</b>
2 -	1:52.851	+ 14.603	9:05:13.828	5 -	1:47.893 P	+ 9.645	9:10:18.471
3 -	1:38.502	+ 0.254	9:06:52.330				

## Sports / Saloons - Group A

### QUALIFYING - RACE 2 - CLASSIFICATION

POS	NO	CL	NAME	ENTRY	TIME	ON	LAPS	GAP	DIFF	MPH
1	71		Andy DAVIES	BMW M3	1:19.529	5	10			70.16
2	28		Allan DAVIES	BMW M3	1:19.763	3	7	0.234	0.234	69.95
3	43		Andy THOMPSON	Seat Leon	1:20.828	5	7	1.299	1.065	69.03
4	4		Tim EVANS	Subaru Impreza	1:21.451	10	11	1.922	0.623	68.50
5	8		Peter ISHERWOOD	Subaru Impreza	1:23.280	7	11	3.751	1.829	67.00
6	19		Graham WAIT	Ford Sierra Cosworth	1:27.583	9	10	8.054	4.303	63.71
7	12		Robert DRUMMOND	Ford Escort Cosworth	1:28.495	9	10	8.966	0.912	63.05
8	36		John GIL	Caterham Roadsport	1:29.435	8	10	9.906	0.940	62.39
9	44		Peter DAVIES	Caterham R400	1:29.980	5	9	10.451	0.545	62.01
10	14		Osman YUSUF	Ginetta G20	1:31.032	5	6	11.503	1.052	61.29
11	52		Andy ROBEY	BMW M3	1:32.003	9	10	12.474	0.971	60.65
12	90		Danny KEENAN	MK Indy - RR	1:32.252	8	9	12.723	0.249	60.48
13	72		Jonathan VAMPLEW	Caterham 7	1:33.671	8	9	14.142	1.419	59.57
14	2		Richard DOBSON	Nissan 200SX	1:34.319	8	9	14.790	0.648	59.16

Weather / Track : Cloudy / Damp

These results are provisional until the conclusion of any judicial and technical matters.

Anglesey Coastal  
Circuit Length = 1.5500 miles  
Start: 09:24 End: 09:41

Clerk of Course :

Timekeeper :

## Sports / Saloons - Group A

## QUALIFYING - RACE 2 - LAP ANALYSIS

<b>2</b>	<b>Richard DOBSON</b>		Nissan 200SX				
1 -	1:59.910	+ 25.591	9:26:48.218	6 -	1:36.769	+ 2.450	9:35:08.858
2 -	1:46.335	+ 12.016	9:28:34.553	7 -	1:35.876	+ 1.557	9:36:44.734
3 -	1:41.910	+ 7.591	9:30:16.463	8 -	<b>1:34.319</b>		<b>9:38:19.053</b>
4 -	1:38.349	+ 4.030	9:31:54.812	9 -	1:36.758	+ 2.439	9:39:55.811
5 -	1:37.277	+ 2.958	9:33:32.089				
<b>4</b>	<b>Tim EVANS</b>		Subaru Impreza				
1 -	1:34.036	+ 12.585	9:26:41.967	7 -	1:22.068	+ 0.617	9:35:01.843
2 -	1:26.453	+ 5.002	9:28:08.420	8 -	1:21.836	+ 0.385	9:36:23.679
3 -	1:24.808	+ 3.357	9:29:33.228	9 -	1:23.231	+ 1.780	9:37:46.910
4 -	1:22.153	+ 0.702	9:30:55.381	10 -	<b>1:21.451</b>		<b>9:39:08.361</b>
5 -	1:22.162	+ 0.711	9:32:17.543	11 -	1:30.581 P	+ 9.130	9:40:38.942
6 -	1:22.232	+ 0.781	9:33:39.775				
<b>8</b>	<b>Peter ISHERWOOD</b>		Subaru Impreza				
1 -	1:34.155	+ 10.875	9:26:40.737	7 -	<b>1:23.280</b>		<b>9:35:12.793</b>
2 -	1:27.276	+ 3.996	9:28:08.013	8 -	1:25.191	+ 1.911	9:36:37.984
3 -	1:26.345	+ 3.065	9:29:34.358	9 -	1:24.473	+ 1.193	9:38:02.457
4 -	1:24.544	+ 1.264	9:30:58.902	10 -	1:23.691	+ 0.411	9:39:26.148
5 -	1:24.975	+ 1.695	9:32:23.877	11 -	1:24.300	+ 1.020	9:40:50.448
6 -	1:25.636	+ 2.356	9:33:49.513				
<b>12</b>	<b>Robert DRUMMOND</b>		Ford Escort Cosworth				
1 -	1:44.628	+ 16.133	9:26:57.709	6 -	1:32.993	+ 4.498	9:34:50.151
2 -	1:38.651	+ 10.156	9:28:36.360	7 -	1:30.298	+ 1.803	9:36:20.449
3 -	1:35.882	+ 7.387	9:30:12.242	8 -	1:30.122	+ 1.627	9:37:50.571
4 -	1:31.755	+ 3.260	9:31:43.997	9 -	<b>1:28.495</b>		<b>9:39:19.066</b>
5 -	1:33.161	+ 4.666	9:33:17.158	10 -	1:29.290	+ 0.795	9:40:48.356
<b>14</b>	<b>Osman YUSUF</b>		Ginetta G20				
1 -	1:42.968	+ 11.936	9:26:37.613	4 -	1:31.801	+ 0.769	9:31:20.068
2 -	1:37.998	+ 6.966	9:28:15.611	5 -	<b>1:31.032</b>		<b>9:32:51.100</b>
3 -	1:32.656	+ 1.624	9:29:48.267	6 -	1:35.805	+ 4.773	9:34:26.905
<b>19</b>	<b>Graham WAIT</b>		Ford Sierra Cosworth				
1 -	1:40.823	+ 13.240	9:26:51.871	6 -	1:28.967	+ 1.384	9:34:33.895
2 -	1:36.699	+ 9.116	9:28:28.570	7 -	1:28.652	+ 1.069	9:36:02.547
3 -	1:33.185	+ 5.602	9:30:01.755	8 -	1:28.644	+ 1.061	9:37:31.191
4 -	1:33.029	+ 5.446	9:31:34.784	9 -	<b>1:27.583</b>		<b>9:38:58.774</b>
5 -	1:30.144	+ 2.561	9:33:04.928	10 -	1:28.668	+ 1.085	9:40:27.442
<b>28</b>	<b>Allan DAVIES</b>		BMW M3				
1 -	1:22.092	+ 2.329	9:32:03.643	5 -	1:20.429	+ 0.666	9:37:26.341
2 -	1:22.175	+ 2.412	9:33:25.818	6 -	1:20.255	+ 0.492	9:38:46.596
3 -	<b>1:19.763</b>		<b>9:34:45.581</b>	7 -	1:21.008	+ 1.245	9:40:07.604
4 -	1:20.331	+ 0.568	9:36:05.912				
<b>36</b>	<b>John GIL</b>		Caterham Roadsport				
1 -	1:34.898	+ 5.463	9:26:17.921	6 -	1:30.936	+ 1.501	9:33:54.158
2 -	1:32.319	+ 2.884	9:27:50.240	7 -	1:29.881	+ 0.446	9:35:24.039
3 -	1:31.697	+ 2.262	9:29:21.937	8 -	<b>1:29.435</b>		<b>9:36:53.474</b>
4 -	1:30.495	+ 1.060	9:30:52.432	9 -	1:29.607	+ 0.172	9:38:23.081
5 -	1:30.790	+ 1.355	9:32:23.222	10 -	1:31.481	+ 2.046	9:39:54.562
<b>43</b>	<b>Andy THOMPSON</b>		Seat Leon				
1 -	1:31.925	+ 11.097	9:26:31.704	5 -	<b>1:20.828</b>		<b>9:31:59.516</b>
2 -	1:24.004	+ 3.176	9:27:55.708	6 -	1:39.298 P	+ 18.470	9:33:38.814
3 -	1:21.802	+ 0.974	9:29:17.510	7 -	3:57.392 P	+ 2:36.564	9:37:36.206
4 -	1:21.178	+ 0.350	9:30:38.688				
<b>44</b>	<b>Peter DAVIES</b>		Caterham R400				
1 -	1:39.211	+ 9.231	9:26:34.644	6 -	1:32.648 P	+ 2.668	9:34:17.531

Anglesey Coastal  
Circuit Length = 1.5500 miles  
Start: 09:24 End: 09:41

Weather / Track : Cloudy / Damp


## Sports / Saloons - Group A

### QUALIFYING - RACE 2 - LAP ANALYSIS

2 -	1:33.371	+ 3.391	9:28:08.015	7 -	2:24.709	+ 54.729	9:36:42.240
3 -	1:34.101	+ 4.121	9:29:42.116	8 -	1:30.993	+ 1.013	9:38:13.233
4 -	1:32.787	+ 2.807	9:31:14.903	9 -	1:30.913	+ 0.933	9:39:44.146
5 -	<b>1:29.980</b>		<b>9:32:44.883</b>				
<b>52</b>	<b>Andy ROBEY</b>		<b>BMW M3</b>				
1 -	1:44.103	+ 12.100	9:26:37.115	6 -	1:41.639	+ 9.636	9:34:45.710
2 -	1:38.326	+ 6.323	9:28:15.441	7 -	1:32.251	+ 0.248	9:36:17.961
3 -	1:37.971	+ 5.968	9:29:53.412	8 -	1:33.542	+ 1.539	9:37:51.503
4 -	1:34.915	+ 2.912	9:31:28.327	9 -	<b>1:32.003</b>		<b>9:39:23.506</b>
5 -	1:35.744	+ 3.741	9:33:04.071	10 -	1:52.688 P	+ 20.685	9:41:16.194
<b>71</b>	<b>Andy DAVIES</b>		<b>BMW M3</b>				
1 -	1:42.197	+ 22.668	9:26:58.854	6 -	1:20.964	+ 1.435	9:33:47.854
2 -	1:25.688	+ 6.159	9:28:24.542	7 -	1:19.839	+ 0.310	9:35:07.693
3 -	1:21.678	+ 2.149	9:29:46.220	8 -	1:19.920	+ 0.391	9:36:27.613
4 -	1:21.141	+ 1.612	9:31:07.361	9 -	1:34.532	+ 15.003	9:38:02.145
5 -	<b>1:19.529</b>		<b>9:32:26.890</b>	10 -	2:23.911 P	+ 1:04.382	9:40:26.056
<b>72</b>	<b>Jonathan VAMPLEW</b>		<b>Caterham 7</b>				
1 -	1:42.712	+ 9.041	9:26:27.700	6 -	1:35.422	+ 1.751	9:34:25.864
2 -	1:36.381	+ 2.710	9:28:04.081	7 -	1:34.547	+ 0.876	9:36:00.411
3 -	1:36.063	+ 2.392	9:29:40.144	8 -	<b>1:33.671</b>		<b>9:37:34.082</b>
4 -	1:36.016	+ 2.345	9:31:16.160	9 -	1:33.850	+ 0.179	9:39:07.932
5 -	1:34.282	+ 0.611	9:32:50.442				
<b>90</b>	<b>Danny KEENAN</b>		<b>MK Indy - RR</b>				
1 -	1:44.532	+ 12.280	9:26:33.910	6 -	1:33.270	+ 1.018	9:35:24.426
2 -	1:37.082	+ 4.830	9:28:10.992	7 -	1:32.746	+ 0.494	9:36:57.172
3 -	1:34.037	+ 1.785	9:29:45.029	8 -	<b>1:32.252</b>		<b>9:38:29.424</b>
4 -	1:35.129 P	+ 2.877	9:31:20.158	9 -	1:32.991	+ 0.739	9:40:02.415
5 -	2:30.998	+ 58.746	9:33:51.156				

# Sports / Saloons - Group A

## RACE 2 - GRID

ROW 7	1:34.319 2 Richard DOBSON	1:33.671 72 Jonathan VAMPLEW
ROW 6	1:32.252 90 Danny KEENAN	1:32.003 52 Andy ROBEY
ROW 5	1:31.032 14 Osman YUSUF	1:29.980 44 Peter DAVIES
ROW 4	1:29.435 36 John GIL	1:28.495 12 Robert DRUMMOND
ROW 3	1:27.583 19 Graham WAIT	1:23.280 8 Peter ISHERWOOD
ROW 2	1:21.451 4 Tim EVANS	1:20.828 43 Andy THOMPSON
ROW 1	1:19.763 28 Allan DAVIES	1:19.529 71 Andy DAVIES
<b>Pole</b>		
		


Anglesey Coastal  
Circuit Length = 1.5500 miles

**These results are provisional until the conclusion of any judicial and technical matters.**

Clerk of Course :		Timekeeper :
-------------------	--	--------------

# Sports / Saloons - Group A

## RACE 6 - GRID

ROW 7	1:35.876 2 Richard DOBSON	1:33.850 72 Jonathan VAMPLEW
ROW 6	1:32.746 90 Danny KEENAN	1:32.251 52 Andy ROBEY
ROW 5	1:31.801 14 Osman YUSUF	1:30.913 44 Peter DAVIES
ROW 4	1:29.607 36 John GIL	1:29.290 12 Robert DRUMMOND
ROW 3	1:28.644 19 Graham WAIT	1:23.691 8 Peter ISHERWOOD
ROW 2	1:21.836 4 Tim EVANS	1:21.178 43 Andy THOMPSON
ROW 1	1:20.255 28 Allan DAVIES	1:19.839 71 Andy DAVIES
<b>Pole</b>		
		

Anglesey Coastal  
Circuit Length = 1.5500 miles

**These results are provisional until the conclusion of any judicial and technical matters.**

Clerk of Course :

Timekeeper :

## Sports / Saloons - Group B

### QUALIFYING - RACE 3 - CLASSIFICATION

POS	NO	CL	NAME	ENTRY	TIME	ON	LAPS	GAP	DIFF	MPH
1	21		Darren WILSON	Renault Clio	1:22.846	7	11			67.35
2	17		Carl BENNETT	BMW Mini	1:24.226	7	10	1.380	1.380	66.25
3	70		Tom ANDREW	Seat Leon Cupra	1:25.841	7	10	2.995	1.615	65.00
4	27		David HILL	Honda Civic	1:26.180	7	9	3.334	0.339	64.74
5	22		Gary WETTON	MG ZR 190	1:26.569	7	10	3.723	0.389	64.45
6	2		Jason GREATREX	BMW Mini Cooper S	1:26.669	10	10	3.823	0.100	64.38
7	19		Gail HILL	Jaguar XJ6	1:27.938	9	10	5.092	1.269	63.45
8	1		Chris PALMER	Jaguar XJS	1:27.963	10	10	5.117	0.025	63.43
9	93		Stephen TURNER	Honda Civic	1:28.797	9	9	5.951	0.834	62.84
10	84		Nigel TONGUE	MG ZR	1:28.874	5	9	6.028	0.077	62.78
11	39		Chris BOON	Jaguar XJR	1:29.899	10	10	7.053	1.025	62.07
12	94		Brian YOUNG	Ford Fiesta XR2	1:30.468	3	9	7.622	0.569	61.67
13	33		Darren SCHOLES	VW Golf	1:30.696	9	10	7.850	0.228	61.52
14	95		James OWEN	BMW Mini Cooper	1:30.783	6	9	7.937	0.087	61.46
15	12		Craig FREEMAN	Mini Cooper	1:32.145	9	9	9.299	1.362	60.55
16	13		Paul DOBSON	Ford Escort XR3i	1:33.511	9	9	10.665	1.366	59.67
17	6		Evan MORRIS	Ford Escort XR3i	1:34.357	4	9	11.511	0.846	59.13
18	92		Matt SMITH	Rover 200Vi	1:35.811	7	9	12.965	1.454	58.24
19	14		Colin ROONEY	Hillman Imp	1:37.106	5	8	14.260	1.295	57.46
20	89		Adrian OLIVER	Hillman Imp	1:37.804	5	9	14.958	0.698	57.05
21	3		Brian GEORGE	Jaguar X300 Auto	1:38.872	6	9	16.026	1.068	56.43
22	91		Vince FROST	Hillman Imp	1:40.179	8	8	17.333	1.307	55.70
23	88		Martin BRAMWELL	Hillman Imp	1:40.887	8	8	18.041	0.708	55.30
24	25		Chris ASTLEY	Rover Metro Gti	1:41.787	8	8	18.941	0.900	54.82
25	83		Tim DODWELL	VW Scirocco	1:42.590	4	7	19.744	0.803	54.39
26	79		Roger ESP	Fiat Uno	1:44.868	2	8	22.022	2.278	53.21
27	80		Brian ASHLEY	Ginetta G12	1:46.612	3	8	23.766	1.744	52.33

CAR 13, 14, 83 AND 94 - NO TRANSPONDERS YOU MUST FIT THEM FOR RACE

Weather / Track : Cloudy / Dry

These results are provisional until the conclusion of any judicial and technical matters.

Anglesey Coastal  
Circuit Length = 1.5500 miles  
Start: 09:51 End: 10:08

Clerk of Course :		Timekeeper :
-------------------	--	--------------

## Sports / Saloons - Group B

## QUALIFYING - RACE 3 - LAP ANALYSIS

<b>1</b>	<b>Chris PALMER</b>		Jaguar XJS				
1 -	1:44.676	+ 16.713	9:53:28.181	6 -	1:34.123	+ 6.160	10:01:14.181
2 -	1:36.698	+ 8.735	9:55:04.879	7 -	1:29.804	+ 1.841	10:02:43.985
3 -	1:34.235	+ 6.272	9:56:39.114	8 -	1:28.414	+ 0.451	10:04:12.399
4 -	1:31.592	+ 3.629	9:58:10.706	9 -	1:28.551	+ 0.588	10:05:40.950
5 -	1:29.352	+ 1.389	9:59:40.058	10 -	<b>1:27.963</b>		<b>10:07:08.913</b>
<b>2</b>	<b>Jason GREATREX</b>		BMW Mini Cooper S				
1 -	1:45.467	+ 18.798	9:53:42.324	6 -	1:28.404	+ 1.735	10:01:18.823
2 -	1:36.925	+ 10.256	9:55:19.249	7 -	1:29.801	+ 3.132	10:02:48.624
3 -	1:32.193	+ 5.524	9:56:51.442	8 -	1:26.888	+ 0.219	10:04:15.512
4 -	1:29.481	+ 2.812	9:58:20.923	9 -	1:27.419	+ 0.750	10:05:42.931
5 -	1:29.496	+ 2.827	9:59:50.419	10 -	<b>1:26.669</b>		<b>10:07:09.600</b>
<b>3</b>	<b>Brian GEORGE</b>		Jaguar X300 Auto				
1 -	1:49.690	+ 10.818	9:53:44.063	6 -	<b>1:38.872</b>		<b>10:02:12.492</b>
2 -	1:41.466	+ 2.594	9:55:25.529	7 -	1:41.717	+ 2.845	10:03:54.209
3 -	1:41.963	+ 3.091	9:57:07.492	8 -	1:40.897	+ 2.025	10:05:35.106
4 -	1:43.580	+ 4.708	9:58:51.072	9 -	1:42.798	+ 3.926	10:07:17.904
5 -	1:42.548	+ 3.676	10:00:33.620				
<b>6</b>	<b>Evan MORRIS</b>		Ford Escort XR3i				
1 -	1:44.357	+ 10.000	9:53:33.437	6 -	1:37.467	+ 3.110	10:01:45.384
2 -	1:47.618	+ 13.261	9:55:21.055	7 -	1:35.041	+ 0.684	10:03:20.425
3 -	1:37.103	+ 2.746	9:56:58.158	8 -	1:35.634	+ 1.277	10:04:56.059
4 -	<b>1:34.357</b>		<b>9:58:32.515</b>	9 -	1:35.436	+ 1.079	10:06:31.495
5 -	1:35.402	+ 1.045	10:00:07.917				
<b>12</b>	<b>Craig FREEMAN</b>		Mini Cooper				
1 -	1:55.593	+ 23.448	9:54:01.314	6 -	1:35.552	+ 3.407	10:02:13.523
2 -	1:39.466	+ 7.321	9:55:40.780	7 -	1:34.602	+ 2.457	10:03:48.125
3 -	1:40.439	+ 8.294	9:57:21.219	8 -	1:33.202	+ 1.057	10:05:21.327
4 -	1:36.028	+ 3.883	9:58:57.247	9 -	<b>1:32.145</b>		<b>10:06:53.472</b>
5 -	1:40.724	+ 8.579	10:00:37.971				
<b>13</b>	<b>Paul DOBSON</b>		Ford Escort XR3i				
1 -	1:46.757	+ 13.246	9:53:24.096	6 -	1:36.128	+ 2.617	10:01:25.652
2 -	1:39.508	+ 5.997	9:55:03.604	7 -	1:34.315	+ 0.804	10:02:59.967
3 -	1:36.402	+ 2.891	9:56:40.006	8 -	1:35.768	+ 2.257	10:04:35.735
4 -	1:35.144	+ 1.633	9:58:15.150	9 -	<b>1:33.511</b>		<b>10:06:09.246</b>
5 -	1:34.374	+ 0.863	9:59:49.524				
<b>14</b>	<b>Colin ROONEY</b>		Hillman Imp				
1 -	1:56.425	+ 19.319	9:54:19.260	5 -	<b>1:37.106</b>		<b>10:00:55.858</b>
2 -	1:43.273	+ 6.167	9:56:02.533	6 -	1:39.298	+ 2.192	10:02:35.156
3 -	1:38.326	+ 1.220	9:57:40.859	7 -	1:39.225	+ 2.119	10:04:14.381
4 -	1:37.893	+ 0.787	9:59:18.752	8 -	1:40.444	+ 3.338	10:05:54.825
<b>17</b>	<b>Carl BENNETT</b>		BMW Mini				
1 -	1:32.384	+ 8.158	9:53:49.315	6 -	1:25.267	+ 1.041	10:00:56.433
2 -	1:26.818	+ 2.592	9:55:16.133	7 -	<b>1:24.226</b>		<b>10:02:20.659</b>
3 -	1:25.911	+ 1.685	9:56:42.044	8 -	1:24.730	+ 0.504	10:03:45.389
4 -	1:24.757	+ 0.531	9:58:06.801	9 -	1:28.813 p	+ 4.587	10:05:14.202
5 -	1:24.365	+ 0.139	9:59:31.166	10 -	2:59.290 p	+ 1:35.064	10:08:13.492
<b>19</b>	<b>Gail HILL</b>		Jaguar XJ6				
1 -	1:42.874	+ 14.936	9:53:29.781	6 -	1:34.251	+ 6.313	10:01:14.685
2 -	1:36.912	+ 8.974	9:55:06.693	7 -	1:29.587	+ 1.649	10:02:44.272
3 -	1:33.814	+ 5.876	9:56:40.507	8 -	1:30.108	+ 2.170	10:04:14.380
4 -	1:30.749	+ 2.811	9:58:11.256	9 -	<b>1:27.938</b>		<b>10:05:42.318</b>
5 -	1:29.178	+ 1.240	9:59:40.434	10 -	1:29.510	+ 1.572	10:07:11.828

CAR 13, 14, 83 AND 94 - NO TRANSPONDERS YOU MUST FIT THEM FOR RACE

Weather / Track : Cloudy / Dry

www.tsl-timing.com

Anglesey Coastal  
Circuit Length = 1.5500 miles  
Start: 09:51 End: 10:08

Page 1 of 3

Printed - 10.28 Sunday, 29 November 2009

## Sports / Saloons - Group B

### QUALIFYING - RACE 3 - LAP ANALYSIS

<b>21</b>	<b>Darren WILSON</b>		<b>Renault Clio</b>			
1 -	1:36.957	+ 14.111	9:53:06.632	7 -	<b>1:22.846</b>	<b>10:01:32.435</b>
2 -	1:23.336	+ 0.490	9:54:29.968	8 -	1:25.331	10:02:57.766
3 -	1:24.994	+ 2.148	9:55:54.962	9 -	1:24.956	10:04:22.722
4 -	1:24.869	+ 2.023	9:57:19.831	10 -	1:25.088	10:05:47.810
5 -	1:25.491	+ 2.645	9:58:45.322	11 -	1:25.210	10:07:13.020
6 -	1:24.267	+ 1.421	10:00:09.589			
<b>22</b>	<b>Gary WETTON</b>		<b>MG ZR 190</b>			
1 -	1:39.224	+ 12.655	9:53:10.293	6 -	1:28.092	10:00:33.799
2 -	1:28.165	+ 1.596	9:54:38.458	7 -	<b>1:26.569</b>	<b>10:02:00.368</b>
3 -	1:28.109	+ 1.540	9:56:06.567	8 -	1:30.092	10:03:30.460
4 -	1:31.696	+ 5.127	9:57:38.263	9 -	1:29.665	10:05:00.125
5 -	1:27.444	+ 0.875	9:59:05.707	10 -	1:30.049	10:06:30.174
<b>25</b>	<b>Chris ASTLEY</b>		<b>Rover Metro Gti</b>			
1 -	1:58.617	+ 16.830	9:54:23.426	5 -	1:47.710	10:01:26.013
2 -	1:49.023	+ 7.236	9:56:12.449	6 -	1:43.118	10:03:09.131
3 -	1:43.046	+ 1.259	9:57:55.495	7 -	1:42.640	10:04:51.771
4 -	1:42.808	+ 1.021	9:59:38.303	8 -	<b>1:41.787</b>	<b>10:06:33.558</b>
<b>27</b>	<b>David HILL</b>		<b>Honda Civic</b>			
1 -	1:38.255	+ 12.075	9:53:42.316	6 -	1:29.309	10:01:10.243
2 -	1:33.510	+ 7.330	9:55:15.826	7 -	<b>1:26.180</b>	<b>10:02:36.423</b>
3 -	1:28.618	+ 2.438	9:56:44.444	8 -	1:26.848	10:04:03.271
4 -	1:29.819	+ 3.639	9:58:14.263	9 -	1:46.486 P	10:05:49.757
5 -	1:26.671	+ 0.491	9:59:40.934			
<b>33</b>	<b>Darren SCHOLES</b>		<b>VW Golf</b>			
1 -	1:39.544	+ 8.848	9:53:35.091	6 -	1:30.925	10:01:20.960
2 -	1:36.842	+ 6.146	9:55:11.933	7 -	1:31.905	10:02:52.865
3 -	1:31.706	+ 1.010	9:56:43.639	8 -	1:30.915	10:04:23.780
4 -	1:33.107	+ 2.411	9:58:16.746	9 -	<b>1:30.696</b>	<b>10:05:54.476</b>
5 -	1:33.289	+ 2.593	9:59:50.035	10 -	1:31.395	10:07:25.871
<b>39</b>	<b>Chris BOON</b>		<b>Jaguar XJR</b>			
1 -	1:44.335	+ 14.436	9:53:28.999	6 -	1:32.013	10:01:17.317
2 -	1:37.407	+ 7.508	9:55:06.406	7 -	1:32.180	10:02:49.497
3 -	1:35.513	+ 5.614	9:56:41.919	8 -	1:29.975	10:04:19.472
4 -	1:32.153	+ 2.254	9:58:14.072	9 -	1:30.653	10:05:50.125
5 -	1:31.232	+ 1.333	9:59:45.304	10 -	<b>1:29.899</b>	<b>10:07:20.024</b>
<b>70</b>	<b>Tom ANDREW</b>		<b>Seat Leon Cupra</b>			
1 -	1:39.226	+ 13.385	9:53:13.026	6 -	1:28.855	10:00:33.294
2 -	1:27.415	+ 1.574	9:54:40.441	7 -	<b>1:25.841</b>	<b>10:01:59.135</b>
3 -	1:26.861	+ 1.020	9:56:07.302	8 -	1:26.421	10:03:25.556
4 -	1:30.523	+ 4.682	9:57:37.825	9 -	1:28.781	10:04:54.337
5 -	1:26.614	+ 0.773	9:59:04.439	10 -	1:33.602 P	10:06:27.939
<b>79</b>	<b>Roger ESP</b>		<b>Fiat Uno</b>			
1 -	1:54.731	+ 9.863	9:54:06.316	5 -	1:53.170	10:01:17.832
2 -	<b>1:44.868</b>		<b>9:55:51.184</b>	6 -	1:47.910	10:03:05.742
3 -	1:46.432	+ 1.564	9:57:37.616	7 -	1:49.096	10:04:54.838
4 -	1:47.046	+ 2.178	9:59:24.662	8 -	1:47.321	10:06:42.159
<b>80</b>	<b>Brian ASHLEY</b>		<b>Ginetta G12</b>			
1 -	1:57.126	+ 10.514	9:54:00.306	5 -	1:50.973	10:01:17.129
2 -	1:49.774	+ 3.162	9:55:50.080	6 -	2:16.053	10:03:33.182
3 -	<b>1:46.612</b>		<b>9:57:36.692</b>	7 -	1:55.920	10:05:29.102
4 -	1:49.464	+ 2.852	9:59:26.156	8 -	1:54.738	10:07:23.840
<b>83</b>	<b>Tim DODWELL</b>		<b>VW Scirocco</b>			
1 -	1:49.185	+ 6.595	9:53:26.523	5 -	1:47.092	10:00:37.175

CAR 13, 14, 83 AND 94 - NO TRANSPONDERS YOU MUST FIT THEM FOR RACE

Weather / Track : Cloudy / Dry

## Sports / Saloons - Group B

### QUALIFYING - RACE 3 - LAP ANALYSIS

2 -	1:48.552	+ 5.962	9:55:15.075	6 -	3:24.817	+ 1:42.227	10:04:01.992	
3 -	1:52.418	+ 9.828	9:57:07.493	7 -	1:44.665	+ 2.075	10:05:46.657	
4 -	<b>1:42.590</b>		<b>9:58:50.083</b>					
<b>84</b>	<b>Nigel TONGUE</b>		<b>MG ZR</b>					
1 -	1:40.158	+ 11.284	9:54:08.155	6 -	1:38.047	+ 9.173	10:01:49.745	
2 -	1:33.150	+ 4.276	9:55:41.305	7 -	1:29.380	+ 0.506	10:03:19.125	
3 -	1:30.631	+ 1.757	9:57:11.936	8 -	1:46.523	+ 17.649	10:05:05.648	
4 -	1:30.888	+ 2.014	9:58:42.824	9 -	1:41.573	+ 12.699	10:06:47.221	
5 -	<b>1:28.874</b>		<b>10:00:11.698</b>					
<b>88</b>	<b>Martin BRAMWELL</b>		<b>Hillman Imp</b>					
1 -	1:54.676	+ 13.789	9:54:21.410	5 -	1:46.819	+ 5.932	10:01:18.235	
2 -	1:44.310	+ 3.423	9:56:05.720	6 -	1:48.318	+ 7.431	10:03:06.553	
3 -	1:42.886	+ 1.999	9:57:48.606	7 -	1:42.744	+ 1.857	10:04:49.297	
4 -	1:42.810	+ 1.923	9:59:31.416	8 -	<b>1:40.887</b>		<b>10:06:30.184</b>	
<b>89</b>	<b>Adrian OLIVER</b>		<b>Hillman Imp</b>					
1 -	1:52.218	+ 14.414	9:54:15.827	6 -	1:38.754	+ 0.950	10:02:36.770	
2 -	1:42.471	+ 4.667	9:55:58.298	7 -	1:41.547	+ 3.743	10:04:18.317	
3 -	1:39.756	+ 1.952	9:57:38.054	8 -	1:41.870	+ 4.066	10:06:00.187	
4 -	1:42.158	+ 4.354	9:59:20.212	9 -	1:47.352	+ 9.548	10:07:47.539	
5 -	<b>1:37.804</b>		<b>10:00:58.016</b>					
<b>91</b>	<b>Vince FROST</b>		<b>Hillman Imp</b>					
1 -	1:53.180	+ 13.001	9:54:21.915	5 -	1:43.152	+ 2.973	10:01:14.198	
2 -	1:45.005	+ 4.826	9:56:06.920	6 -	1:42.069	+ 1.890	10:02:56.267	
3 -	1:42.692	+ 2.513	9:57:49.612	7 -	1:41.821	+ 1.642	10:04:38.088	
4 -	1:41.434	+ 1.255	9:59:31.046	8 -	<b>1:40.179</b>		<b>10:06:18.267</b>	
<b>92</b>	<b>Matt SMITH</b>		<b>Rover 200Vi</b>					
1 -	1:47.578	+ 11.767	9:53:27.721	6 -	1:37.740	+ 1.929	10:01:47.125	
2 -	1:48.551	+ 12.740	9:55:16.272	7 -	<b>1:35.811</b>		<b>10:03:22.936</b>	
3 -	1:39.117	+ 3.306	9:56:55.389	8 -	1:36.276	+ 0.465	10:04:59.212	
4 -	1:36.843	+ 1.032	9:57:49.612	9 -	1:37.599	+ 1.788	10:06:36.811	
5 -	1:37.153	+ 1.342	10:00:09.385					
<b>93</b>	<b>Stephen TURNER</b>		<b>Honda Civic</b>					
1 -	1:53.257	+ 24.460	9:54:01.958	6 -	1:29.499	+ 0.702	10:01:52.153	
2 -	1:39.072	+ 10.275	9:55:41.030	7 -	1:41.844	+ 13.047	10:03:33.997	
3 -	1:41.719	+ 12.922	9:57:22.749	8 -	1:30.899	+ 2.102	10:05:04.896	
4 -	1:30.013	+ 1.216	9:58:52.762	9 -	<b>1:28.797</b>		<b>10:06:33.693</b>	
5 -	1:29.892	+ 1.095	10:00:22.654					
<b>94</b>	<b>Brian YOUNG</b>		<b>Ford Fiesta XR2</b>					
1 -	1:43.324	+ 12.856	9:53:36.715	6 -	1:34.311	+ 3.843	10:02:57.458	
2 -	3:13.231	+ 1:42.763	9:56:49.946	7 -	1:33.455	+ 2.987	10:04:30.913	
3 -	<b>1:30.468</b>		<b>9:58:20.414</b>	8 -	1:30.503	+ 0.035	10:06:01.416	
4 -	1:31.837	+ 1.369	9:59:52.251	9 -	1:31.355	+ 0.887	10:07:32.771	
5 -	1:30.896	+ 0.428	10:01:23.147					
<b>95</b>	<b>James OWEN</b>		<b>BMW Mini Cooper</b>					
1 -	1:47.509	+ 16.726	9:54:03.387	6 -	<b>1:30.783</b>		<b>10:01:57.195</b>	
2 -	1:39.377	+ 8.594	9:55:42.764	7 -	1:33.207	+ 2.424	10:03:30.402	
3 -	1:34.740	+ 3.957	9:57:17.504	8 -	1:31.630	+ 0.847	10:05:02.032	
4 -	1:33.865	+ 3.082	9:58:51.369	9 -	1:32.863	+ 2.080	10:06:34.895	
5 -	1:35.043	+ 4.260	10:00:26.412					

CAR 13, 14, 83 AND 94 - NO TRANSPONDERS YOU MUST FIT THEM FOR RACE

Weather / Track : Cloudy / Dry

# Sports / Saloons - Group B

## RACE 3 - GRID

ROW 14		1:46.612 80 Brian ASHLEY	
ROW 13	1:44.868 79 Roger ESP		1:42.590 83 Tim DODWELL 83 MUST FIT WORKING TRANSPONDER
ROW 12	1:41.787 25 Chris ASTLEY	1:40.887 88 Martin BRAMWELL	
ROW 11	1:40.179 91 Vince FROST		1:38.872 3 Brian GEORGE
ROW 10	1:37.804 89 Adrian OLIVER	1:37.106 14 Colin ROONEY 14 MUST FIT WORKING TRANSPONDER	
ROW 9	1:35.811 92 Matt SMITH		1:34.357 6 Evan MORRIS
ROW 8	1:33.511 13 Paul DOBSON 13 MUST FIT WORKING TRANSPONDER	1:32.145 12 Craig FREEMAN	
ROW 7	1:30.783 95 James OWEN		1:30.696 33 Darren SCHOLES
ROW 6	1:30.468 94 Brian YOUNG 94 MUST FIT WORKING TRANSPONDER	1:29.899 39 Chris BOON	
ROW 5	1:28.874 84 Nigel TONGUE		1:28.797 93 Stephen TURNER
ROW 4	1:27.963 1 Chris PALMER	1:27.938 19 Gail HILL	
ROW 3	1:26.669 2 Jason GREATREX		1:26.569 22 Gary WETTON
ROW 2	1:26.180 27 David HILL	1:25.841 70 Tom ANDREW	
ROW 1	1:24.226 17 Carl BENNETT		1:22.846 21 Darren WILSON

**Pole**

Anglesey Coastal  
Circuit Length = 1.5500 miles

Clerk of Course :

Timekeeper :

# Sports / Saloons - Group B

## RACE 7 - GRID

ROW 14		33   John MAWDSLEY	
ROW 13		84   Dave YOUNG	1:49.464 80   Brian ASHLEY
ROW 12	1:46.432 79   Roger ESP		1:44.665 83   Tim DODWELL
ROW 11		1:42.744 88   Martin BRAMWELL	1:42.640 25   Chris ASTLEY
ROW 10	1:41.434 91   Vince FROST		1:40.897 3   Brian GEORGE
ROW 9		1:38.754 89   Adrian OLIVER	1:37.893 14   Colin ROONEY
ROW 8	1:36.276 92   Matt SMITH		1:35.041 6   Evan MORRIS
ROW 7		1:34.315 13   Paul DOBSON	1:33.202 12   Craig FREEMAN
ROW 6	1:31.630 95   James OWEN		1:30.503 94   Brian YOUNG
ROW 5		1:29.975 39   Chris BOON	1:29.499 93   Stephen TURNER
ROW 4	1:29.178 19   Gail HILL		1:28.414 1   Chris PALMER
ROW 3		1:27.444 22   Gary WETTON	1:26.888 2   Jason GREATREX
ROW 2	1:26.671 27   David HILL		1:26.421 70   Tom ANDREW
ROW 1		1:24.365 17   Carl BENNETT	1:23.336 21   Darren WILSON
<b>Pole</b>			

Anglesey Coastal  
Circuit Length = 1.5500 miles

Clerk of Course :		Timekeeper :

# Formula Ford

## QUALIFYING - RACE 4 - CLASSIFICATION

POS	NO	CL	NAME	ENTRY	TIME	ON	LAPS	GAP	DIFF	MPH
1	60	I	Nigel GRANT	Delta T784	1:20.677	10	11			69.16
2	7	A	Martin SHORT	Van Diemen RF00	1:22.240	11	11	1.563	1.563	67.85
3	6	A	John LOEBELL	Van Diemen RF92	1:22.287	8	11	1.610	0.047	67.81
4	84	B	Barry LINLEY	Reyanrd FF89	1:22.411	11	11	1.734	0.124	67.70
5	27	B	John FARRELL	Reynard FF89	1:23.460	8	9	2.783	1.049	66.85
6	25	A	Michael BARRABLE	Swift 92	1:23.722	9	11	3.045	0.262	66.64
7	79	I	Malcolm SCOTT	Van Diemen RF97	1:23.832	10	10	3.155	0.110	66.56
8	191	A	John MURPHY	Van Diemen RF99	1:24.051	8	10	3.374	0.219	66.38
9	51	B	Simon HADFIELD	Lotus 51	1:24.115	10	11	3.438	0.064	66.33
10	99	A	Jeff HODGSON	Van Diemen RF02	1:25.574	5	8	4.897	1.459	65.20
11	57	B	Doug HARWOOD	Van Diemen RF90	1:26.410	8	10	5.733	0.836	64.57
12	80	B	Karl LEATHERBARROW	Van Diemen RF80	1:27.759	8	10	7.082	1.349	63.58
13	3	B	Barry THOMPSON	Van Diemen RF80	1:30.468	9	9	9.791	2.709	61.67
14	15	B	John-Ifan JONES	Crossle 62F	1:30.635	6	10	9.958	0.167	61.56
15	37	B	Ian HOWARD	Reyanrd FF89	1:31.032	9	9	10.355	0.397	61.29
16	42	A	Dave BROWN	Van Diemen RF91	1:33.981	9	9	13.304	2.949	59.37
17	52	B	Trevor MORGAN	Van Diemen RF86	1:34.941	8	9	14.264	0.960	58.77
18	77	B	Karl BOOTH	Mondiale M89	1:35.150	9	9	14.473	0.209	58.64
19	72	B	Nicola ALSTON	Van Diemen	1:37.155	8	8	16.478	2.005	57.43

Weather / Track : Cloudy / Dry

These results are provisional until the conclusion of any judicial and technical matters.

Anglesey Coastal  
Circuit Length = 1.5500 miles  
Start: 10:14 End: 10:31

Clerk of Course :

Timekeeper :

# Formula Ford

## QUALIFYING - RACE 4 - LAP ANALYSIS

<b>3</b>	<b>Barry THOMPSON</b>		<b>B Van Diemen RF80</b>				
1 -	1:37.281	+ 6.813	10:16:35.303	6 -	1:32.561	+ 2.093	10:24:51.304
2 -	1:33.657	+ 3.189	10:18:08.960	7 -	1:32.212	+ 1.744	10:26:23.516
3 -	1:30.585	+ 0.117	10:19:39.545	8 -	1:30.756	+ 0.288	10:27:54.272
4 -	2:03.470	+ 33.002	10:21:43.015	9 -	<b>1:30.468</b>		<b>10:29:24.740</b>
5 -	1:35.728	+ 5.260	10:23:18.743				
<b>6</b>	<b>John LOEBELL</b>		<b>A Van Diemen RF92</b>				
1 -	1:26.506	+ 4.219	10:16:00.830	7 -	1:23.574	+ 1.287	10:24:26.166
2 -	1:25.407	+ 3.120	10:17:26.237	8 -	<b>1:22.287</b>		<b>10:25:48.453</b>
3 -	1:23.962	+ 1.675	10:18:50.199	9 -	1:22.374	+ 0.087	10:27:10.827
4 -	1:24.273	+ 1.986	10:20:14.472	10 -	1:23.014	+ 0.727	10:28:33.841
5 -	1:24.678	+ 2.391	10:21:39.150	11 -	1:28.094	+ 5.807	10:30:01.935
6 -	1:23.442	+ 1.155	10:23:02.592				
<b>7</b>	<b>Martin SHORT</b>		<b>A Van Diemen RF00</b>				
1 -	1:27.387	+ 5.147	10:15:59.887	7 -	1:23.170	+ 0.930	10:24:34.493
2 -	1:24.207	+ 1.967	10:17:24.094	8 -	1:22.575	+ 0.335	10:25:57.068
3 -	1:23.198	+ 0.958	10:18:47.292	9 -	1:22.787	+ 0.547	10:27:19.855
4 -	1:23.722	+ 1.482	10:20:11.014	10 -	1:28.712	+ 6.472	10:28:48.567
5 -	1:32.975	+ 10.735	10:21:43.989	11 -	<b>1:22.240</b>		<b>10:30:10.807</b>
6 -	1:27.334	+ 5.094	10:23:11.323				
<b>15</b>	<b>John-Ifan JONES</b>		<b>B Crossle 62F</b>				
1 -	1:37.092	+ 6.457	10:16:29.926	6 -	<b>1:30.635</b>		<b>10:24:14.684</b>
2 -	1:34.526	+ 3.891	10:18:04.452	7 -	1:32.281	+ 1.646	10:25:46.965
3 -	1:33.309	+ 2.674	10:19:37.761	8 -	1:32.075	+ 1.440	10:27:19.040
4 -	1:34.758	+ 4.123	10:21:12.519	9 -	1:34.800	+ 4.165	10:28:53.840
5 -	1:31.530	+ 0.895	10:22:44.049	10 -	1:30.951	+ 0.316	10:30:24.791
<b>25</b>	<b>Michael BARRABLE</b>		<b>A Swift 92</b>				
1 -	1:26.384	+ 2.662	10:16:10.067	7 -	1:24.285	+ 0.563	10:24:38.694
2 -	1:25.625	+ 1.903	10:17:35.692	8 -	1:24.322	+ 0.600	10:26:03.016
3 -	1:25.228	+ 1.506	10:19:00.920	9 -	<b>1:23.722</b>		<b>10:27:26.738</b>
4 -	1:24.191	+ 0.469	10:20:25.111	10 -	1:33.830	+ 10.108	10:29:00.568
5 -	1:24.245	+ 0.523	10:21:49.356	11 -	1:31.891 P	+ 8.169	10:30:32.459
6 -	1:25.053	+ 1.331	10:23:14.409				
<b>27</b>	<b>John FARRELL</b>		<b>B Reynard FF89</b>				
1 -	1:27.446	+ 3.986	10:16:21.122	6 -	1:23.749	+ 0.289	10:25:45.861
2 -	1:25.808	+ 2.348	10:17:46.930	7 -	1:23.693	+ 0.233	10:27:09.554
3 -	1:24.628	+ 1.168	10:19:11.558	8 -	<b>1:23.460</b>		<b>10:28:33.014</b>
4 -	1:30.191 P	+ 6.731	10:20:41.749	9 -	1:23.895	+ 0.435	10:29:56.909
5 -	3:40.363	+ 2:16.903	10:24:22.112				
<b>37</b>	<b>Ian HOWARD</b>		<b>B Reynard FF89</b>				
1 -	1:44.315	+ 13.283	10:16:53.269	6 -	1:31.415	+ 0.383	10:24:55.974
2 -	1:35.560	+ 4.528	10:18:28.829	7 -	1:33.414	+ 2.382	10:26:29.388
3 -	1:33.125	+ 2.093	10:20:01.954	8 -	1:32.355	+ 1.323	10:28:01.743
4 -	1:46.420	+ 15.388	10:21:48.374	9 -	<b>1:31.032</b>		<b>10:29:32.775</b>
5 -	1:36.185	+ 5.153	10:23:24.559				
<b>42</b>	<b>Dave BROWN</b>		<b>A Van Diemen RF91</b>				
1 -	1:42.131	+ 8.150	10:16:44.901	6 -	1:49.329	+ 15.348	10:24:55.166
2 -	1:36.495	+ 2.514	10:18:21.396	7 -	1:39.667	+ 5.686	10:26:34.833
3 -	1:34.987	+ 1.006	10:19:56.383	8 -	1:34.546	+ 0.565	10:28:09.379
4 -	1:34.800	+ 0.819	10:21:31.183	9 -	<b>1:33.981</b>		<b>10:29:43.360</b>
5 -	1:34.654	+ 0.673	10:23:05.837				
<b>51</b>	<b>Simon HADFIELD</b>		<b>B Lotus 51</b>				
1 -	1:27.975	+ 3.860	10:16:03.256	7 -	1:26.074	+ 1.959	10:24:38.381
2 -	1:25.578	+ 1.463	10:17:28.834	8 -	1:25.605	+ 1.490	10:26:03.986
3 -	1:25.348	+ 1.233	10:18:54.182	9 -	1:24.521	+ 0.406	10:27:28.507

Anglesey Coastal  
Circuit Length = 1.5500 miles  
Start: 10:14 End: 10:31

Weather / Track : Cloudy / Dry

# Formula Ford

## QUALIFYING - RACE 4 - LAP ANALYSIS

4 -	1:25.714	+ 1.599	10:20:19.896	10 -	<b>1:24.115</b>		<b>10:28:52.622</b>
5 -	1:26.586	+ 2.471	10:21:46.482	11 -	1:24.223	+ 0.108	10:30:16.845
6 -	1:25.825	+ 1.710	10:23:12.307				
<b>52</b>	<b>Trevor MORGAN</b> B Van Diemen RF86						
1 -	1:41.940	+ 6.999	10:16:43.775	6 -	1:36.454	+ 1.513	10:24:47.790
2 -	1:36.285	+ 1.344	10:18:20.060	7 -	1:37.970	+ 3.029	10:26:25.760
3 -	1:35.751	+ 0.810	10:19:55.811	8 -	<b>1:34.941</b>		<b>10:28:00.701</b>
4 -	1:38.091	+ 3.150	10:21:33.902	9 -	1:36.781	+ 1.840	10:29:37.482
5 -	1:37.434	+ 2.493	10:23:11.336				
<b>57</b>	<b>Doug HARWOOD</b> B Van Diemen RF90						
1 -	1:35.453	+ 9.043	10:16:18.826	6 -	1:26.822	+ 0.412	10:23:39.367
2 -	1:27.629	+ 1.219	10:17:46.455	7 -	1:26.737	+ 0.327	10:25:06.104
3 -	1:32.847	+ 6.437	10:19:19.302	8 -	<b>1:26.410</b>		<b>10:26:32.514</b>
4 -	1:26.556	+ 0.146	10:20:45.858	9 -	1:28.390	+ 1.980	10:28:00.904
5 -	1:26.687	+ 0.277	10:22:12.545	10 -	1:27.556	+ 1.146	10:29:28.460
<b>60</b>	<b>Nigel GRANT</b> I Delta T784						
1 -	1:30.475	+ 9.798	10:16:10.799	7 -	1:23.584	+ 2.907	10:24:33.178
2 -	1:25.317	+ 4.640	10:17:36.116	8 -	1:21.508	+ 0.831	10:25:54.686
3 -	1:22.454	+ 1.777	10:18:58.570	9 -	1:21.211	+ 0.534	10:27:15.897
4 -	1:22.078	+ 1.401	10:20:20.648	10 -	<b>1:20.677</b>		<b>10:28:36.574</b>
5 -	1:24.781	+ 4.104	10:21:45.429	11 -	1:21.864	+ 1.187	10:29:58.438
6 -	1:24.165	+ 3.488	10:23:09.594				
<b>72</b>	<b>Nicola ALSTON</b> B Van Diemen						
1 -	1:55.445	+ 18.290	10:16:47.493	5 -	1:47.264 P	+ 10.109	10:23:50.720
2 -	1:47.362	+ 10.207	10:18:34.855	6 -	2:43.729	+ 1:06.574	10:26:34.449
3 -	1:43.477	+ 6.322	10:20:18.332	7 -	1:41.749	+ 4.594	10:28:16.198
4 -	1:45.124	+ 7.969	10:22:03.456	8 -	<b>1:37.155</b>		<b>10:29:53.353</b>
<b>77</b>	<b>Karl BOOTH</b> B Mondiale M89						
1 -	1:48.363	+ 13.213	10:16:26.941	6 -	1:38.318	+ 3.168	10:24:52.135
2 -	1:47.054	+ 11.904	10:18:13.995	7 -	1:39.142	+ 3.992	10:26:31.277
3 -	1:41.096	+ 5.946	10:19:55.091	8 -	1:40.453	+ 5.303	10:28:11.730
4 -	1:40.486	+ 5.336	10:21:35.577	9 -	<b>1:35.150</b>		<b>10:29:46.880</b>
5 -	1:38.240	+ 3.090	10:23:13.817				
<b>79</b>	<b>Malcolm SCOTT</b> I Van Diemen RF97						
1 -	1:31.273	+ 7.441	10:16:36.142	6 -	1:27.723	+ 3.891	10:23:46.005
2 -	1:27.212	+ 3.380	10:18:03.354	7 -	1:25.355	+ 1.523	10:25:11.360
3 -	1:25.313	+ 1.481	10:19:28.667	8 -	1:24.439	+ 0.607	10:26:35.799
4 -	1:24.841	+ 1.009	10:20:53.508	9 -	1:25.368	+ 1.536	10:28:01.167
5 -	1:24.774	+ 0.942	10:22:18.282	10 -	<b>1:23.832</b>		<b>10:29:24.999</b>
<b>80</b>	<b>Karl LEATHERBARROW</b> B Van Diemen RF80						
1 -	1:38.958	+ 11.199	10:16:37.846	6 -	1:28.438	+ 0.679	10:24:09.721
2 -	1:33.498	+ 5.739	10:18:11.344	7 -	1:27.982	+ 0.223	10:25:37.703
3 -	1:30.097	+ 2.338	10:19:41.441	8 -	<b>1:27.759</b>		<b>10:27:05.462</b>
4 -	1:30.141	+ 2.382	10:21:11.582	9 -	1:29.574	+ 1.815	10:28:35.036
5 -	1:29.701	+ 1.942	10:22:41.283	10 -	1:28.604	+ 0.845	10:30:03.640
<b>84</b>	<b>Barry LINLEY</b> B Reyand RF89						
1 -	1:27.582	+ 5.171	10:16:12.782	7 -	1:24.098	+ 1.687	10:24:42.864
2 -	1:24.181	+ 1.770	10:17:36.963	8 -	1:22.594	+ 0.183	10:26:05.458
3 -	1:24.692	+ 2.281	10:19:01.655	9 -	1:23.498	+ 1.087	10:27:28.956
4 -	1:23.713	+ 1.302	10:20:25.368	10 -	1:31.220	+ 8.809	10:29:00.176
5 -	1:30.226	+ 7.815	10:21:55.594	11 -	<b>1:22.411</b>		<b>10:30:22.587</b>
6 -	1:23.172	+ 0.761	10:23:18.766				
<b>99</b>	<b>Jeff HODGSON</b> A Van Diemen RF02						
1 -	1:32.439	+ 6.865	10:16:19.226	5 -	<b>1:25.574</b>		<b>10:22:05.829</b>
2 -	1:28.620	+ 3.046	10:17:47.846	6 -	1:26.212	+ 0.638	10:23:32.041

Anglesey Coastal  
Circuit Length = 1.5500 miles  
Start: 10:14 End: 10:31

Weather / Track : Cloudy / Dry

# Formula Ford

## QUALIFYING - RACE 4 - LAP ANALYSIS


3 -	1:26.412	+ 0.838	10:19:14.258	7 -	1:26.024	+ 0.450	10:24:58.065
4 -	1:25.997	+ 0.423	10:20:40.255	8 -	1:29.556 P	+ 3.982	10:26:27.621
<b>191</b>	<b>John MURPHY</b>						
	A Van Diemen RF99						
1 -	1:30.906	+ 6.855	10:16:09.057	6 -	2:03.104	+ 39.053	10:23:55.750
2 -	1:26.572	+ 2.521	10:17:35.629	7 -	1:25.698	+ 1.647	10:25:21.448
3 -	1:27.527	+ 3.476	10:19:03.156	8 -	<b>1:24.051</b>		<b>10:26:45.499</b>
4 -	1:24.627	+ 0.576	10:20:27.783	9 -	1:24.857	+ 0.806	10:28:10.356
5 -	1:24.863	+ 0.812	10:21:52.646	10 -	1:24.729	+ 0.678	10:29:35.085

# Formula Ford

## RACE 4 - GRID

ROW 10		1:37.155 72 Nicola ALSTON	
ROW 9	1:35.150 77 Karl BOOTH		1:34.941 52 Trevor MORGAN
ROW 8	1:33.981 42 Dave BROWN	1:31.032 37 Ian HOWARD	
ROW 7	1:30.635 15 John-Ifan JONES		1:30.468 3 Barry THOMPSON
ROW 6	1:27.759 80 Karl LEATHERBARROW	1:26.410 57 Doug HARWOOD	
ROW 5	1:25.574 99 Jeff HODGSON		1:24.115 51 Simon HADFIELD
ROW 4	1:24.051 191 John MURPHY	1:23.832 79 Malcolm SCOTT	
ROW 3	1:23.722 25 Michael BARRABLE		1:23.460 27 John FARRELL
ROW 2	1:22.411 84 Barry LINLEY	1:22.287 6 John LOEBELL	
ROW 1	1:22.240 7 Martin SHORT		1:20.677 60 Nigel GRANT

**Pole**




Anglesey Coastal  
Circuit Length = 1.5500 miles

Clerk of Course :		Timekeeper :
-------------------	--	--------------

# Formula Ford

## RACE 8 - GRID

ROW 10		1:41.749 72 Nicola ALSTON	
ROW 9	1:38.240 77 Karl BOOTH		1:35.751 52 Trevor MORGAN
ROW 8	1:34.546 42 Dave BROWN	1:31.415 37 Ian HOWARD	
ROW 7	1:30.951 15 John-Ifan JONES		1:30.585 3 Barry THOMPSON
ROW 6	1:27.982 80 Karl LEATHERBARROW	1:26.556 57 Doug HARWOOD	
ROW 5	1:25.997 99 Jeff HODGSON		1:24.627 191 John MURPHY
ROW 4	1:24.439 79 Malcolm SCOTT	1:24.223 51 Simon HADFIELD	
ROW 3	1:24.191 25 Michael BARRABLE		1:23.693 27 John FARRELL
ROW 2	1:22.594 84 Barry LINLEY	1:22.575 7 Martin SHORT	
ROW 1	1:22.374 6 John LOEBELL		1:21.211 60 Nigel GRANT
<b>Pole</b>			
			

Anglesey Coastal  
Circuit Length = 1.5500 miles

Clerk of Course :		Timekeeper :

# 45 Minute 2 Driver Enduro

## QUALIFYING - RACE 10 - CLASSIFICATION

POS	NO	CL	NAME	ENTRY	TIME	ON	LAPS	GAP	DIFF	MPH
1	2A		GREATREX	Mini Cooper S	1:22.066	4	6			67.99
2	9		MURPHY / HODGSON	Lotus 2/11	1:22.542	19	20	0.476	0.476	67.60
3	52		Andy ROBEY	BMW M3	1:22.629	12	13	0.563	0.087	67.53
4	72		VAMPLEW / YUSUF	Caterham	1:23.562	7	12	1.496	0.933	66.77
5	99		Neil HUNT	Radical Clubsport	1:24.035	14	15	1.969	0.473	66.40
6	27		HILL / DAVIES	Honda Civic	1:24.651	3	8	2.585	0.616	65.91
7	1		Chris PALMER	Jaguar XJS	1:25.487	18	19	3.421	0.836	65.27
8	70		ANDREW / VAN NIEROP	Seat Leon Cupra	1:25.690	5	15	3.624	0.203	65.11
9	84		YOUNG / TONGUE	MG ZR	1:27.329	18	19	5.263	1.639	63.89
10	19		Gail HILL	Jaguar XJ6	1:27.820	3	13	5.754	0.491	63.53
11	33		SCHOLES / MAWDSLEY	VW Golf	1:28.097	6	19	6.031	0.277	63.33
12	77		SCOTT / WATERS	Toyota MR2	1:28.386	19	19	6.320	0.289	63.13
13	39		Chris BOON	Jaguar XJR	1:28.665	11	14	6.599	0.279	62.93
14	95		James OWEN	BMW Mini Cooper	1:29.876	14	15	7.810	1.211	62.08
15	11		KELLAHER / JONES	Ford Escort	1:30.063	8	18	7.997	0.187	61.95
16	40		COLLINS / COLLINS	Renault Clio	1:31.080	15	17	9.014	1.017	61.26
17	94		YOUNG / MURPHY	Ford Fiesta XR2	1:31.398	8	10	9.332	0.318	61.05
18	3		GEORGE / MURTHA	Jaguar X300 Auto	1:33.935	15	16	11.869	2.537	59.40
19	6		MORRIS / PEARSON	Ford Escort XR3i	1:33.975	14	18	11.909	0.040	59.37
20	2B		FREEMAN	Mini Cooper S	1:34.278	8	10	12.212	0.303	59.18
21	13		DOBSON / DOBSON	Ford Escort XR3i	1:34.920	4	4	12.854	0.642	58.78
22	80		Brian ASHLEY	Ginetta G12	1:37.578	4	15	15.512	2.658	57.18
23	91		Vince FROST	Hillman Imp	1:38.658	13	17	16.592	1.080	56.55
24	88		Martin BRAMWELL	Hillman Imp	1:39.357	11	15	17.291	0.699	56.16

CARS 13 AND 94 - MUST FIT WORKING TRANSPONDERS OR YOU WILL BE IGNORED  
CAR 99 - PLEASE MAKE NUMBERS READABLE

Weather / Track : Cloudy / Drying

These results are provisional until the conclusion of any judicial and technical matters.

Anglesey Coastal  
Circuit Length = 1.5500 miles  
Start: 10:35 End: 11:07

Clerk of Course :		Timekeeper :
-------------------	--	--------------

## 45 Minute 2 Driver Enduro

### QUALIFYING - RACE 10 - LAP ANALYSIS

<b>2A</b>	<b>GREATREX / FREEMAN</b>			Mini Cooper S		
1 -	1:29.740	+ 7.674	10:42:55.998	4 -	<b>1:22.066</b>	<b>10:56:36.381</b>
2 -	1:27.047	+ 4.981	10:44:23.045	5 -	1:22.229	+ 0.163
3 -	10:51.270	+ 9:29.204	10:55:14.315	6 -	1:30.106 P	+ 8.040
<b>2B</b>	<b>GREATREX / FREEMAN</b>					
1 -	1:43.434	+ 9.156	10:43:55.900	6 -	1:40.088	+ 5.810
2 -	1:39.847	+ 5.569	10:45:35.747	7 -	1:35.804	+ 1.526
3 -	1:37.766	+ 3.488	10:47:13.513	8 -	<b>1:34.278</b>	<b>10:55:24.254</b>
4 -	1:40.637	+ 6.359	10:48:54.150	9 -	1:35.100	+ 0.822
5 -	1:39.934	+ 5.656	10:50:34.084	10 -	1:50.437 P	+ 16.159
<b>1</b>	<b>Chris PALMER</b>			Jaguar XJS		
1 -	1:34.551	+ 9.064	10:37:57.335	11 -	1:26.719	+ 1.232
2 -	1:29.178	+ 3.691	10:39:26.513	12 -	1:27.253	+ 1.766
3 -	1:28.258	+ 2.771	10:40:54.771	13 -	1:27.059	+ 1.572
4 -	1:27.698	+ 2.211	10:42:22.469	14 -	1:27.150	+ 1.663
5 -	1:29.061	+ 3.574	10:43:51.530	15 -	1:26.576	+ 1.089
6 -	1:28.581	+ 3.094	10:45:20.111	16 -	1:26.669	+ 1.182
7 -	1:27.868	+ 2.381	10:46:47.979	17 -	1:26.354	+ 0.867
8 -	1:28.785	+ 3.298	10:48:16.764	18 -	<b>1:25.487</b>	<b>11:02:44.698</b>
9 -	1:28.281	+ 2.794	10:49:45.045	19 -	1:37.899 P	+ 12.412
10 -	1:26.386	+ 0.899	10:51:11.431			
<b>3</b>	<b>GEORGE / MURTHA</b>			Jaguar X300 Auto		
1 -	1:40.076	+ 6.141	10:38:00.366	9 -	1:35.386	+ 1.451
2 -	1:36.805	+ 2.870	10:39:37.171	10 -	1:38.174	+ 4.239
3 -	2:34.190 P	+ 1:00.255	10:42:11.361	11 -	1:38.454	+ 4.519
4 -	3:52.906	+ 2:18.971	10:46:04.267	12 -	1:35.616	+ 1.681
5 -	1:47.087	+ 13.152	10:47:51.354	13 -	1:35.737	+ 1.802
6 -	1:38.989	+ 5.054	10:49:30.343	14 -	1:34.475	+ 0.540
7 -	1:37.063	+ 3.128	10:51:07.406	15 -	<b>1:33.935</b>	<b>11:03:56.108</b>
8 -	1:36.925	+ 2.990	10:52:44.331	16 -	1:36.711	+ 2.776
<b>6</b>	<b>MORRIS / PEARSON</b>			Ford Escort XR3i		
1 -	1:42.895	+ 8.920	10:37:58.766	10 -	1:35.099	+ 1.124
2 -	1:38.904	+ 4.929	10:39:37.670	11 -	1:35.019	+ 1.044
3 -	1:36.773	+ 2.798	10:41:14.443	12 -	1:36.131 P	+ 2.156
4 -	1:37.879	+ 3.904	10:42:52.322	13 -	2:57.003	+ 1:23.028
5 -	1:35.957	+ 1.982	10:44:28.279	14 -	<b>1:33.975</b>	<b>11:00:11.844</b>
6 -	1:37.730	+ 3.755	10:46:06.009	15 -	1:34.356	+ 0.381
7 -	1:36.713	+ 2.738	10:47:42.722	16 -	1:34.482	+ 0.507
8 -	1:35.673	+ 1.698	10:49:18.395	17 -	1:34.013	+ 0.038
9 -	1:36.222	+ 2.247	10:50:54.617	18 -	1:37.627	+ 3.652
<b>9</b>	<b>MURPHY / HODGSON</b>			Lotus 2/11		
1 -	1:28.972	+ 6.430	10:37:31.102	11 -	1:23.917	+ 1.375
2 -	1:25.920	+ 3.378	10:38:57.022	12 -	1:23.085	+ 0.543
3 -	1:25.871	+ 3.329	10:40:22.893	13 -	1:24.371	+ 1.829
4 -	1:27.617	+ 5.075	10:41:50.510	14 -	1:24.633	+ 2.091
5 -	1:25.136	+ 2.594	10:43:15.646	15 -	1:23.540	+ 0.998
6 -	1:54.625	+ 32.083	10:45:10.271	16 -	1:24.665	+ 2.123
7 -	1:25.524	+ 2.982	10:46:35.795	17 -	1:23.835	+ 1.293
8 -	1:29.297 P	+ 6.755	10:48:05.092	18 -	1:25.247	+ 2.705
9 -	2:44.263	+ 1:21.721	10:50:49.355	19 -	<b>1:22.542</b>	<b>11:04:49.765</b>
10 -	1:24.575	+ 2.033	10:52:13.930	20 -	1:23.855	+ 1.313
<b>11</b>	<b>KELLAHER / JONES</b>			Ford Escort		
1 -	1:36.653	+ 6.590	10:38:24.922	10 -	1:38.803 P	+ 8.740
2 -	1:32.614	+ 2.551	10:39:57.536	11 -	3:22.905	+ 1:52.842
3 -	1:30.919	+ 0.856	10:41:28.455	12 -	1:35.463	+ 5.400
4 -	1:30.173	+ 0.110	10:42:58.628	13 -	1:36.452	+ 6.389
5 -	1:30.617	+ 0.554	10:44:29.245	14 -	1:34.051	+ 3.988

CARS 13 AND 99 - MUST FIT WORKING TRANSPONDERS OR YOU WILL BE IGNORED

CAR 99 - PLEASE MAKE NUMBERS READABLE

Weather / Track : Cloudy / Drying

Anglesey Coastal  
Circuit Length = 1.5500 miles  
Start: 10:35 End: 11:07

## 45 Minute 2 Driver Enduro

### QUALIFYING - RACE 10 - LAP ANALYSIS

6 -	1:30.940	+ 0.877	10:46:00.185	15 -	1:34.675	+ 4.612	11:01:53.050
7 -	1:30.151	+ 0.088	10:47:30.336	16 -	1:38.211	+ 8.148	11:03:31.261
8 -	<b>1:30.063</b>		<b>10:49:00.399</b>	17 -	1:33.551	+ 3.488	11:05:04.812
9 -	1:30.302	+ 0.239	10:50:30.701	18 -	1:32.813	+ 2.750	11:06:37.625
<b>13</b>	<b>DOBSON / DOBSON</b>		Ford Escort XR3i				
1 -	4:26.677	+ 2:51.757	10:42:15.117	3 -	1:37.699	+ 2.779	10:45:36.091
2 -	1:43.275	+ 8.355	10:43:58.392	4 -	<b>1:34.920</b>		<b>10:47:11.011</b>
<b>19</b>	<b>Gail HILL</b>		Jaguar XJ6				
1 -	1:30.761	+ 2.941	10:38:00.403	8 -	1:29.269	+ 1.449	10:48:22.675
2 -	1:28.350	+ 0.530	10:39:28.753	9 -	1:37.093	+ 9.273	10:49:59.768
3 -	<b>1:27.820</b>		<b>10:40:56.573</b>	10 -	1:28.207	+ 0.387	10:51:27.975
4 -	1:28.482	+ 0.662	10:42:25.055	11 -	1:28.243	+ 0.423	10:52:56.218
5 -	1:30.834	+ 3.014	10:43:55.889	12 -	1:28.625	+ 0.805	10:54:24.843
6 -	1:28.252	+ 0.432	10:45:24.141	13 -	1:35.527 P	+ 7.707	10:56:00.370
7 -	1:29.265	+ 1.445	10:46:53.406				
<b>27</b>	<b>HILL / DAVIES</b>		Honda Civic				
1 -	1:29.259	+ 4.608	10:37:34.009	5 -	1:24.812	+ 0.161	10:43:16.508
2 -	1:25.514	+ 0.863	10:38:59.523	6 -	1:27.070	+ 2.419	10:44:43.578
3 -	<b>1:24.651</b>		<b>10:40:24.174</b>	7 -	1:25.529	+ 0.878	10:46:09.107
4 -	1:27.522	+ 2.871	10:41:51.696	8 -	2:19.068 P	+ 54.417	10:48:28.175
<b>33</b>	<b>SCHOLES / MAWDSLEY</b>		VW Golf				
1 -	1:33.557	+ 5.460	10:37:57.767	11 -	1:31.948	+ 3.851	10:54:09.522
2 -	1:29.320	+ 1.223	10:39:27.087	12 -	1:30.423	+ 2.326	10:55:39.945
3 -	1:28.620	+ 0.523	10:40:55.707	13 -	1:33.234	+ 5.137	10:57:13.179
4 -	1:29.936	+ 1.839	10:42:25.643	14 -	1:31.213	+ 3.116	10:58:44.392
5 -	1:39.534	+ 11.437	10:44:05.177	15 -	1:29.908	+ 1.811	11:00:14.300
6 -	<b>1:28.097</b>		<b>10:45:33.274</b>	16 -	1:30.329	+ 2.232	11:01:44.629
7 -	1:28.461	+ 0.364	10:47:01.735	17 -	1:29.154	+ 1.057	11:03:13.783
8 -	1:40.686	+ 12.589	10:48:42.421	18 -	1:29.755	+ 1.658	11:04:43.538
9 -	1:31.642 P	+ 3.545	10:50:14.063	19 -	1:29.068	+ 0.971	11:06:12.606
10 -	2:23.511	+ 55.414	10:52:37.574				
<b>39</b>	<b>Chris BOON</b>		Jaguar XJR				
1 -	1:35.719	+ 7.054	10:37:44.663	8 -	1:29.544	+ 0.879	10:48:25.756
2 -	1:31.664	+ 2.999	10:39:16.327	9 -	1:30.372	+ 1.707	10:49:56.128
3 -	1:31.553	+ 2.888	10:40:47.880	10 -	1:29.814	+ 1.149	10:51:25.942
4 -	1:30.857	+ 2.192	10:42:18.737	11 -	<b>1:28.665</b>		<b>10:52:54.607</b>
5 -	1:32.529	+ 3.864	10:43:51.266	12 -	1:29.173	+ 0.508	10:54:23.780
6 -	1:32.177	+ 3.512	10:45:23.443	13 -	1:29.123	+ 0.458	10:55:52.903
7 -	1:32.769	+ 4.104	10:46:56.212	14 -	1:36.995 P	+ 8.330	10:57:29.898
<b>40</b>	<b>COLLINS / COLLINS</b>		Renault Clio				
1 -	1:40.706	+ 9.626	10:37:57.135	10 -	1:33.366	+ 2.286	10:54:47.798
2 -	1:36.380	+ 5.300	10:39:33.515	11 -	1:32.936	+ 1.856	10:56:20.734
3 -	1:34.672	+ 3.592	10:41:08.187	12 -	1:32.061	+ 0.981	10:57:52.795
4 -	1:35.117	+ 4.037	10:42:43.304	13 -	1:31.683	+ 0.603	10:59:24.478
5 -	1:32.926	+ 1.846	10:44:16.230	14 -	1:32.014	+ 0.934	11:00:56.492
6 -	1:33.363	+ 2.283	10:45:49.593	15 -	<b>1:31.080</b>		<b>11:02:27.572</b>
7 -	1:45.777	+ 14.697	10:47:35.370	16 -	1:31.220	+ 0.140	11:03:58.792
8 -	1:37.534 P	+ 6.454	10:49:12.904	17 -	1:32.680	+ 1.600	11:05:31.472
9 -	4:01.528	+ 2:30.448	10:53:14.432				
<b>52</b>	<b>Andy ROBEY</b>		BMW M3				
1 -	1:36.395	+ 13.766	10:38:14.135	8 -	3:46.932	+ 2:24.303	10:50:32.806
2 -	1:25.865	+ 3.236	10:39:40.000	9 -	1:27.390	+ 4.761	10:52:00.196
3 -	1:24.278	+ 1.649	10:41:04.278	10 -	1:23.359	+ 0.730	10:53:23.555
4 -	1:22.645	+ 0.016	10:42:26.923	11 -	1:23.264	+ 0.635	10:54:46.819
5 -	1:25.217	+ 2.588	10:43:52.140	12 -	<b>1:22.629</b>		<b>10:56:09.448</b>
6 -	1:23.813	+ 1.184	10:45:15.953	13 -	1:33.048 P	+ 10.419	10:57:42.496
7 -	1:29.921 P	+ 7.292	10:46:45.874				

CARS 13 AND 99 - MUST FIT WORKING TRANSPONDERS OR YOU WILL BE IGNORED  
 CAR 99 - PLEASE MAKE NUMBERS READABLE  
 Weather / Track : Cloudy / Drying

Anglesey Coastal  
 Circuit Length = 1.5500 miles  
 Start: 10:35 End: 11:07

## 45 Minute 2 Driver Enduro

### QUALIFYING - RACE 10 - LAP ANALYSIS

<b>70</b>	<b>ANDREW / VAN NIEROP</b>		Seat Leon Cupra				
1 -	1:37.507	+ 11.817	10:37:50.016	9 -	1:27.389	+ 1.699	10:50:36.548
2 -	1:26.856	+ 1.166	10:39:16.872	10 -	1:29.357	+ 3.667	10:52:05.905
3 -	1:26.293	+ 0.603	10:40:43.165	11 -	1:26.553	+ 0.863	10:53:32.458
4 -	1:27.558	+ 1.868	10:42:10.723	12 -	1:26.010	+ 0.320	10:54:58.468
5 -	<b>1:25.690</b>		<b>10:43:36.413</b>	13 -	1:28.243	+ 2.553	10:56:26.711
6 -	1:26.246	+ 0.556	10:45:02.659	14 -	1:26.493	+ 0.803	10:57:53.204
7 -	1:30.843 P	+ 5.153	10:46:33.502	15 -	1:32.246 P	+ 6.556	10:59:25.450
8 -	2:35.657	+ 1:09.967	10:49:09.159				
<b>72</b>	<b>VAMPLEW / YUSUF</b>		Caterham				
1 -	1:28.695	+ 5.133	10:47:28.015	7 -	<b>1:23.562</b>		<b>10:56:02.970</b>
2 -	1:27.793	+ 4.231	10:48:55.808	8 -	1:35.728 P	+ 12.166	10:57:38.698
3 -	1:28.146	+ 4.584	10:50:23.954	9 -	3:14.913	+ 1:51.351	11:00:53.611
4 -	1:25.470	+ 1.908	10:51:49.424	10 -	1:28.383	+ 4.821	11:02:21.994
5 -	1:25.133	+ 1.571	10:53:14.557	11 -	1:26.588	+ 3.026	11:03:48.582
6 -	1:24.851	+ 1.289	10:54:39.408	12 -	1:25.850	+ 2.288	11:05:14.432
<b>77</b>	<b>SCOTT / WATERS</b>		Toyota MR2				
1 -	1:33.320	+ 4.934	10:37:36.998	11 -	1:29.453	+ 1.067	10:54:33.966
2 -	1:30.480	+ 2.094	10:39:07.478	12 -	1:28.708	+ 0.322	10:56:02.674
3 -	1:30.748	+ 2.362	10:40:38.226	13 -	1:31.346	+ 2.960	10:57:34.020
4 -	1:31.751	+ 3.365	10:42:09.977	14 -	1:28.723	+ 0.337	10:59:02.743
5 -	1:30.621	+ 2.235	10:43:40.598	15 -	1:28.623	+ 0.237	11:00:31.366
6 -	1:36.125 P	+ 7.739	10:45:16.723	16 -	1:28.753	+ 0.367	11:02:00.119
7 -	3:17.706	+ 1:49.320	10:48:34.429	17 -	1:29.385	+ 0.999	11:03:29.504
8 -	1:31.011	+ 2.625	10:50:05.440	18 -	1:28.389	+ 0.003	11:04:57.893
9 -	1:29.842	+ 1.456	10:51:35.282	19 -	<b>1:28.386</b>		<b>11:06:26.279</b>
10 -	1:29.231	+ 0.845	10:53:04.513				
<b>80</b>	<b>Brian ASHLEY</b>		Ginetta G12				
1 -	1:46.962	+ 9.384	10:38:35.919	9 -	2:08.705 P	+ 31.127	10:52:23.367
2 -	1:40.805	+ 3.227	10:40:16.724	10 -	5:19.768	+ 3:42.190	10:57:43.135
3 -	1:40.173	+ 2.595	10:41:56.897	11 -	1:48.083	+ 10.505	10:59:31.218
4 -	<b>1:37.578</b>		<b>10:43:34.475</b>	12 -	1:45.360	+ 7.782	11:01:16.578
5 -	1:39.991	+ 2.413	10:45:14.466	13 -	1:44.820	+ 7.242	11:03:01.398
6 -	1:39.144	+ 1.566	10:46:53.610	14 -	1:45.800	+ 8.222	11:04:47.198
7 -	1:41.110	+ 3.532	10:48:34.720	15 -	1:49.719	+ 12.141	11:06:36.917
8 -	1:39.942	+ 2.364	10:50:14.662				
<b>84</b>	<b>YOUNG / TONGUE</b>		MG ZR				
1 -	1:37.481	+ 10.152	10:37:51.389	11 -	1:30.540	+ 3.211	10:54:31.934
2 -	1:31.473	+ 4.144	10:39:22.862	12 -	1:28.501	+ 1.172	10:56:00.435
3 -	1:31.066	+ 3.737	10:40:53.928	13 -	1:29.284	+ 1.955	10:57:29.719
4 -	1:30.643	+ 3.314	10:42:24.571	14 -	1:30.998	+ 3.669	10:59:00.717
5 -	1:32.694	+ 5.365	10:43:57.265	15 -	1:27.937	+ 0.608	11:00:28.654
6 -	1:29.837	+ 2.508	10:45:27.102	16 -	1:28.937	+ 1.608	11:01:57.591
7 -	1:30.012	+ 2.683	10:46:57.114	17 -	1:31.283	+ 3.954	11:03:28.874
8 -	1:29.248	+ 1.919	10:48:26.362	18 -	<b>1:27.329</b>		<b>11:04:56.203</b>
9 -	1:29.951 P	+ 2.622	10:49:56.313	19 -	1:28.434	+ 1.105	11:06:24.637
10 -	3:05.081	+ 1:37.752	10:53:01.394				
<b>88</b>	<b>Martin BRAMWELL</b>		Hillman Imp				
1 -	1:44.903	+ 5.546	10:38:16.882	9 -	1:42.387	+ 3.030	10:51:59.909
2 -	1:43.943	+ 4.586	10:40:00.825	10 -	1:41.579	+ 2.222	10:53:41.488
3 -	1:43.013	+ 3.656	10:41:43.838	11 -	<b>1:39.357</b>		<b>10:55:20.845</b>
4 -	1:43.619	+ 4.262	10:43:27.457	12 -	1:42.264	+ 2.907	10:57:03.109
5 -	1:42.210	+ 2.853	10:45:09.667	13 -	1:40.998	+ 1.641	10:58:44.107
6 -	1:42.589	+ 3.232	10:46:52.256	14 -	1:40.578	+ 1.221	11:00:24.685
7 -	1:43.914	+ 4.557	10:48:36.170	15 -	1:58.505 P	+ 19.148	11:02:23.190
8 -	1:41.352	+ 1.995	10:50:17.522				

CARS 13 AND 99 - MUST FIT WORKING TRANSPONDERS OR YOU WILL BE IGNORED  
 CAR 99 - PLEASE MAKE NUMBERS READABLE  
 Weather / Track : Cloudy / Drying

Anglesey Coastal  
 Circuit Length = 1.5500 miles  
 Start: 10:35 End: 11:07

## 45 Minute 2 Driver Enduro

### QUALIFYING - RACE 10 - LAP ANALYSIS


91		Vince FROST		Hillman Imp			
1 -	1:46.760	+ 8.102	10:38:23.744	10 -	1:41.081	+ 2.423	10:53:54.621
2 -	1:41.794	+ 3.136	10:40:05.538	11 -	1:41.909	+ 3.251	10:55:36.530
3 -	1:42.509	+ 3.851	10:41:48.047	12 -	1:39.201	+ 0.543	10:57:15.731
4 -	1:43.587	+ 4.929	10:43:31.634	13 -	<b>1:38.658</b>		<b>10:58:54.389</b>
5 -	1:44.726	+ 6.068	10:45:16.360	14 -	1:39.836	+ 1.178	11:00:34.225
6 -	1:46.321	+ 7.663	10:47:02.681	15 -	1:39.054	+ 0.396	11:02:13.279
7 -	1:43.169	+ 4.511	10:48:45.850	16 -	1:39.871	+ 1.213	11:03:53.150
8 -	1:43.727	+ 5.069	10:50:29.577	17 -	1:40.915	+ 2.257	11:05:34.065
9 -	1:43.963	+ 5.305	10:52:13.540				
94		YOUNG / MURPHY		Ford Fiesta XR2			
1 -	1:34.401	+ 3.003	10:39:39.999	6 -	1:34.881	+ 3.483	10:47:40.051
2 -	1:41.397	+ 9.999	10:41:21.396	7 -	1:32.659	+ 1.261	10:49:12.710
3 -	1:35.692	+ 4.294	10:42:57.088	8 -	<b>1:31.398</b>		<b>10:50:44.108</b>
4 -	1:33.664	+ 2.266	10:44:30.752	9 -	2:16.973 P	+ 45.575	10:53:01.081
5 -	1:34.418	+ 3.020	10:46:05.170	10 -	1:56.847	+ 25.449	10:54:57.928
95		James OWEN		BMW Mini Cooper			
1 -	1:57.301	+ 27.425	10:38:41.870	9 -	6:02.329	+ 4:32.453	10:56:35.271
2 -	1:53.901	+ 24.025	10:40:35.771	10 -	1:32.056	+ 2.180	10:58:07.327
3 -	1:42.523	+ 12.647	10:42:18.294	11 -	1:31.230	+ 1.354	10:59:38.557
4 -	1:41.510	+ 11.634	10:43:59.804	12 -	1:30.822	+ 0.946	11:01:09.379
5 -	1:36.777	+ 6.901	10:45:36.581	13 -	1:30.002	+ 0.126	11:02:39.381
6 -	1:37.743	+ 7.867	10:47:14.324	14 -	<b>1:29.876</b>		<b>11:04:09.257</b>
7 -	1:38.208	+ 8.332	10:48:52.532	15 -	1:35.830	+ 5.954	11:05:45.087
8 -	1:40.410 P	+ 10.534	10:50:32.942				
99		Neil HUNT		Radical Clubsport			
1 -	1:43.739	+ 19.704	10:38:17.839	9 -	1:27.269	+ 3.234	10:57:38.924
2 -	1:38.623	+ 14.588	10:39:56.462	10 -	1:27.235	+ 3.200	10:59:06.159
3 -	1:36.572	+ 12.537	10:41:33.034	11 -	1:25.580	+ 1.545	11:00:31.739
4 -	1:36.110	+ 12.075	10:43:09.144	12 -	1:26.460	+ 2.425	11:01:58.199
5 -	1:34.510	+ 10.475	10:44:43.654	13 -	1:26.424	+ 2.389	11:03:24.623
6 -	1:42.719 P	+ 18.684	10:46:26.373	14 -	<b>1:24.035</b>		<b>11:04:48.658</b>
7 -	8:18.088	+ 6:54.053	10:54:44.461	15 -	1:25.757	+ 1.722	11:06:14.415
8 -	1:27.194	+ 3.159	10:56:11.655				

CARS 13 AND 99 - MUST FIT WORKING TRANSPONDERS OR YOU WILL BE IGNORED  
 CAR 99 - PLEASE MAKE NUMBERS READABLE  
 Weather / Track : Cloudy / Drying

Anglesey Coastal  
 Circuit Length = 1.5500 miles  
 Start: 10:35 End: 11:07

# 45 Minute 2 Driver Enduro

## RACE 10 - GRID

ROW 12		1:39.357 88 Martin BRAMWELL	
ROW 11	1:38.658 91 Vince FROST		1:37.578 80 Brian ASHLEY
ROW 10	1:34.920 13 DOBSON / DOBSON	1:33.975 6 MORRIS / PEARSON	
ROW 9	1:33.935 3 GEORGE / MURTHA		1:31.398 94 YOUNG / MURPHY
ROW 8	1:31.080 40 COLLINS / COLLINS	1:30.063 11 KELLAHER / JONES	
ROW 7	1:29.876 95 James OWEN		1:28.665 39 Chris BOON
ROW 6	1:28.386 77 SCOTT / WATERS	1:28.097 33 SCHOLES / MAWDSLEY	
ROW 5	1:27.820 19 Gail HILL		1:27.329 84 YOUNG / TONGUE
ROW 4	1:25.690 70 ANDREW / VAN NIEROP	1:25.487 1 Chris PALMER	
ROW 3	1:24.651 27 HILL / DAVIES		1:24.035 99 Neil HUNT
ROW 2	1:23.562 72 VAMPLEW / YUSUF	1:22.629 52 Andy ROBEY	
ROW 1	1:22.542 9 MURPHY / HODGSON		1:22.066 2A GREATREX / FREEMAN
<b>Pole</b>			
			

Anglesey Coastal  
Circuit Length = 1.5500 miles

Clerk of Course :

Timekeeper :

# Legends

## RACE 1 (HEAT 1) - CLASSIFICATION - AMENDED

POS	NO	CL	NAME	ENTRY	LAPS	TIME	GAP	DIFF	MPH	BEST	ON
1	44		Andrew DONALD	Ford Sedan	6	9:35.345			58.19	1:34.762	6
2	6		David HUNTER	Ford Coupe	6	9:42.719	7.374	7.374	57.45	1:35.563	5
3	8		Nick BRACE	Ford Coupe	6	9:45.460	10.115	2.741	57.18	1:33.002	2
4	7		Dean BRACE	Ford Coupe	6	9:45.473	10.128	0.013	57.18	1:35.663	5
5	72		Glen BURTENSHAW	Ford 34 Coupe	6	9:47.144	11.799	1.671	57.02	1:33.283	2
6	55		Ben POWER	Ford 34 Coupe	6	9:49.719	14.374	2.575	56.77	1:36.809	2
7	4		Darren GAULTON	Ford Coupe	6	9:55.648	20.303	5.929	56.20	1:33.935	3
8	38		Errico PALAZZO	Ford 34 Coupe	6	9:58.541	23.196	2.893	55.93	1:37.384	2
9	43		Nick MERCER	Ford Sedan	6	10:04.915	29.570	6.374	55.34	1:36.241	4
10	96		Paul O'BRIEN	Ford Sedan	6	10:05.566	30.221	0.651	55.28	1:35.406	3
11	17		Billy WAIT	Ford 37 Coupe	6	10:05.791	30.446	0.225	55.26	1:40.210	6
12	66		Nick WHITELEGG	Ford Sedan	6	10:14.115	38.770	8.324	54.51	1:40.191	5
13	52		Gareth MARTIN	Ford 34 Coupe	6	10:44.605	1:09.260	30.490	51.93	1:45.336	6

NOT CLASSIFIED

DNF	32		Chris BELL	Ford Coupe	2	3:19.255	4 laps	4 laps	56.00	1:37.757	2
-----	----	--	------------	------------	---	----------	--------	--------	-------	----------	---

FASTEST LAP

	8		Nick BRACE	Ford Coupe	2	1:33.002			59.99 mph	96.55 kph	
--	---	--	------------	------------	---	----------	--	--	-----------	-----------	--

CARS 4, 8, 43, 72 AND 96 - 20 SECOND STARTLINE PENALTY

Weather / Track : Rain / Wet

These results are provisional until the conclusion of any judicial and technical matters.

Anglesey Coastal  
 Circuit Length = 1.5500 miles  
 Start: 11:17 End: 11:29

Clerk of Course :		Timekeeper :	
-------------------	--	--------------	--

## Legends

### RACE 1 (HEAT 1) - LAP CHART

Lap 1			Lap 2			Lap 3			Lap 4			Lap 5		
No	Behind	Laptime	No	Behind	Laptime	No	Behind	Laptime	No	Behind	Laptime	No	Behind	Laptime
72		1:34.572	72		1:33.283	72		1:34.665	8		1:34.493	8		1:33.128
8	0.948	1:35.520	8	0.667	1:33.002	8	0.493	1:34.491	72	0.282	1:35.268	72	1.509	1:34.355
96	3.516	1:38.088	44	6.329	1:35.796	44	7.225	1:35.561	44	7.686	1:35.447	44	9.949	1:35.391
44	3.816	1:38.388	43	9.002	1:36.295	4	8.426	1:33.935	4	8.323	1:34.883	4	10.253	1:35.058
43	5.990	1:40.562	4	9.156	1:35.318	43	10.914	1:36.577	43	12.169	1:36.241	43	15.946	1:36.905
55	6.554	1:41.126	55	10.080	1:36.809	6	12.266	1:36.070	6	13.711	1:36.431	6	16.146	1:35.563
17	6.872	1:41.444	6	10.861	1:35.856	7	13.086	1:36.108	7	13.937	1:35.837	7	16.472	1:35.663
32	6.926	1:41.498	32	11.400	1:37.757	55	13.374	1:37.959	55	15.330	1:36.942	96	18.516	1:35.700
4	7.121	1:41.693	7	11.643	1:36.332	96	15.506	1:35.406	96	15.944	1:35.424	55	20.016	1:37.814
6	8.288	1:42.860	17	14.284	1:40.695	17	20.761	1:41.142	38	24.175	1:37.702	38	29.243	1:38.196
7	8.594	1:43.166	96	14.765	1:44.532	38	21.459	1:37.525	17	27.163	1:41.388	17	34.947	1:40.912
66	13.915	1:48.487	38	18.599	1:37.384	66	29.592	1:42.752	66	35.788	1:41.182	66	42.851	1:40.191
38	14.498	1:49.070	66	21.505	1:40.873	52	43.706	1:47.817	52	55.183	1:46.463	52	1:08.635	1:46.580
52	16.945	1:51.517	52	30.554	1:46.892									

## Legends

### RACE 1 (HEAT 1) - LAP CHART

Lap 6		
No	Behind	Laptime
8		1:34.826
72	1.684	1:35.001
44	9.885	1:34.762
4	10.188	1:34.761
6	17.259	1:35.939
43	19.455	1:38.335
7	20.013	1:38.367
96	20.106	1:36.416
55	24.259	1:39.069
38	33.081	1:38.664
17	40.331	1:40.210
66	48.655	1:40.630
52	1:19.145	1:45.336

# Sports / Saloons - Group A

## RACE 2 - CLASSIFICATION

POS	NO	CL	NAME	ENTRY	LAPS	TIME	GAP	DIFF	MPH	BEST	ON
1	19		Graham WAIT	Ford Sierra Cosworth	11	15:08.949			67.52	1:19.192	2
2	4		Tim EVANS	Subaru Impreza	11	15:15.235	6.286	6.286	67.06	1:20.670	3
3	28		Allan DAVIES	BMW M3	11	15:16.205	7.256	0.970	66.99	1:19.992	10
4	90		Danny KEENAN	MK Indy - RR	11	15:54.969	46.020	38.764	64.27	1:24.237	9
5	72		Jonathan VAMPLEW	Caterham 7	11	16:01.432	52.483	6.463	63.84	1:25.958	8
6	8		Peter ISHERWOOD	Subaru Impreza	11	16:14.830	1:05.881	13.398	62.96	1:22.369	3
7	36		John GIL	Caterham Roadsport	10	15:19.336	1 lap	1 lap	60.69	1:30.312	8
8	2		Richard DOBSON	Nissan 200SX	10	16:06.013	1 lap	46.677	57.76	1:31.838	2

### NOT CLASSIFIED

DNF	44		Peter DAVIES	Caterham R400	9	13:04.129	2 laps	1 lap	64.04	1:25.099	8
DNF	71		Andy DAVIES	BMW M3	5	6:57.105	6 laps	4 laps	66.89	1:20.154	2
DNF	43		Andy THOMPSON	Seat Leon	5	6:58.484	6 laps	1.379	66.66	1:20.873	5
DNF	12		Robert DRUMMOND	Ford Escort Cosworth	5	6:58.885	6 laps	0.401	66.60	1:20.896	5
DNF	52		Andy ROBEY	BMW M3	3	4:40.593	8 laps	2 laps	59.65	1:36.247	2

### FASTEST LAP

19	Graham WAIT	Ford Sierra Cosworth	2	1:19.192	70.46 mph	113.39 kph
----	-------------	----------------------	---	----------	-----------	------------

Weather / Track : Cloudy / Damp

These results are provisional until the conclusion of any judicial and technical matters.

Anglesey Coastal  
 Circuit Length = 1.5500 miles  
 Start: 11:40 End: 11:57

Clerk of Course :

Timekeeper :

## Sports / Saloons - Group A

### RACE 2 - LAP CHART

Lap 1			Lap 2			Lap 3			Lap 4			Lap 5		
No	Behind	Laptime	No	Behind	Laptime	No	Behind	Laptime	No	Behind	Laptime	No	Behind	Laptime
71		1:25.430	71		1:20.154	19		1:19.797	71		1:21.763	19		1:21.263
19	1.631	1:27.061	19	0.669	1:19.192	71	0.334	1:20.800	19	0.371	1:22.468	71	7.324	1:28.958
43	5.265	1:30.695	43	8.843	1:23.732	43	10.132	1:21.755	43	9.464	1:21.429	43	8.703	1:20.873
12	6.027	1:31.457	12	9.138	1:23.265	12	10.834	1:22.162	12	9.842	1:21.105	12	9.104	1:20.896
52	6.121	1:31.551	4	11.197	1:24.846	4	11.401	1:20.670	4	10.454	1:21.150	4	9.797	1:20.977
4	6.505	1:31.935	8	12.179	1:25.123	8	14.082	1:22.369	28	21.015	1:21.483	28	20.950	1:21.569
8	7.210	1:32.640	44	14.621	1:26.642	90	21.175	1:26.163	90	24.366	1:25.288	90	28.154	1:25.422
44	8.133	1:33.563	90	15.478	1:26.734	28	21.629	1:23.599	44	27.231	1:27.440	44	31.603	1:26.006
90	8.898	1:34.328	72	15.795	1:26.471	44	21.888	1:27.733	72	27.907	1:27.239	72	32.425	1:26.152
72	9.478	1:34.908	28	18.496	1:24.392	72	22.765	1:27.436	8	41.286	1:49.301	8	43.267	1:23.615
28	14.258	1:39.688	52	22.214	1:36.247	52	34.543	1:32.795 P	36	45.085	1:30.673	36	54.102	1:30.651
36	14.925	1:40.355	36	25.573	1:30.802	36	36.509	1:31.402	2	50.003	1:32.388	2	1:07.759	1:39.390
2	16.093	1:41.523	2	27.777	1:31.838	2	39.712	1:32.401						

## Sports / Saloons - Group A

### RACE 2 - LAP CHART

Lap 6			Lap 7			Lap 8			Lap 9			Lap 10		
No	Behind	Laptime	No	Behind	Laptime	No	Behind	Laptime	No	Behind	Laptime	No	Behind	Laptime
19		1:22.430	19		1:22.856	19		1:21.249	19		1:21.301	19		1:21.793
4	10.438	1:23.071	4	10.492	1:22.910	4	12.116	1:22.873	4	13.847	1:23.032	36	1 LAP	1:30.497
28	19.356	1:20.836	2	1 LAP	1:50.733	28	17.601	1:20.981	28	16.549	1:20.249	4	13.779	1:21.725
90	32.425	1:26.701	28	17.869	1:21.369	2	1 LAP	1:37.570	2	1 LAP	1:32.827	28	14.748	1:19.992
44	35.319	1:26.146	90	36.352	1:26.783	90	41.684	1:26.581	90	44.620	1:24.237	90	48.793	1:25.966
72	36.648	1:26.653	44	38.499	1:26.036	44	42.349	1:25.099	44	46.512	1:25.464	2	1 LAP	1:32.901
8	44.694	1:23.857	72	40.098	1:26.306	72	44.807	1:25.958	72	49.875	1:26.369	72	55.008	1:26.926
36	1:03.266	1:31.594	8	45.548	1:23.710	8	58.034	1:33.735	8	1:04.149	1:27.416	8	1:09.378	1:27.022
			36	1:11.261	1:30.851	36	1:20.324	1:30.312						

## Sports / Saloons - Group A

### RACE 2 - LAP CHART

Lap 11		
No	Behind	Laptime
19		1:29.539
4	6.286	1:22.046
28	7.256	1:22.047
36	1 LAP	1:32.199
90	46.020	1:26.766
72	52.483	1:27.014
2	1 LAP	1:34.442
8	1:05.881	1:26.042

# Sports / Saloons - Group B

## RACE 3 - CLASSIFICATION

POS	NO	CL	NAME	ENTRY	LAPS	TIME	GAP	DIFF	MPH	BEST	ON
1	2		Jason GREATREX	BMW Mini Cooper S	11	15:35.613			65.60	1:23.215	3
2	17		Carl BENNETT	BMW Mini	11	15:38.869	3.256	3.256	65.37	1:22.975	10
3	70		Tom ANDREW	Seat Leon Cupra	11	15:42.040	6.427	3.171	65.15	1:23.058	10
4	27		David HILL	Honda Civic	11	15:56.081	20.468	14.041	64.20	1:24.310	9
5	21		Darren WILSON	Renault Clio	11	15:56.532	20.919	0.451	64.16	1:24.029	3
6	22		Gary WETTON	MG ZR 190	11	16:17.484	41.871	20.952	62.79	1:25.539	9
7	1		Chris PALMER	Jaguar XJS	11	16:34.793	59.180	17.309	61.70	1:28.031	11
8	12		Craig FREEMAN	Mini Cooper	11	16:35.370	59.757	0.577	61.66	1:25.508	9
9	19		Gail HILL	Jaguar XJ6	11	16:36.206	1:00.593	0.836	61.61	1:28.084	9
10	39		Chris BOON	Jaguar XJR	10	15:36.475	1 lap	1 lap	59.58	1:30.646	9
11	95		James OWEN	BMW Mini Cooper	10	15:36.877	1 lap	0.402	59.55	1:30.687	6
12	33		Darren SCHOLES	VW Golf	10	15:49.389	1 lap	12.512	58.77	1:32.213	6
13	84		Nigel TONGUE	MG ZR	10	15:55.419	1 lap	6.030	58.40	1:31.921	7
14	93		Stephen TURNER	Honda Civic	10	16:01.448	1 lap	6.029	58.03	1:31.101	9
15	13		Paul DOBSON	Ford Escort XR3i	10	16:10.749	1 lap	9.301	57.48	1:33.003	7
16	92		Matt SMITH	Rover 200Vi	10	16:20.691	1 lap	9.942	56.89	1:34.948	6
17	6		Evan MORRIS	Ford Escort XR3i	10	16:23.206	1 lap	2.515	56.75	1:35.928	10
18	14		Colin ROONEY	Hillman Imp	10	16:28.473	1 lap	5.267	56.45	1:35.423	4
19	3		Brian GEORGE	Jaguar X300 Auto	10	16:52.274	1 lap	23.801	55.12	1:38.142	10
20	79		Roger ESP	Fiat Uno	10	16:52.665	1 lap	0.391	55.10	1:36.177	8
21	89		Adrian OLIVER	Hillman Imp	10	16:57.028	1 lap	4.363	54.86	1:39.223	10
22	88		Martin BRAMWELL	Hillman Imp	9	15:35.843	2 laps	1 lap	53.66	1:40.612	9
23	91		Vince FROST	Hillman Imp	9	15:42.690	2 laps	6.847	53.27	1:39.712	8
24	25		Chris ASTLEY	Rover Metro Gti	9	15:45.621	2 laps	2.931	53.10	1:40.162	8
25	83		Tim DODWELL	VW Scirocco	9	16:40.819	2 laps	55.198	50.17	1:47.028	9
NOT CLASSIFIED											
DNF	80		Brian ASHLEY	Ginetta G12	7	13:02.547	4 laps	2 laps	49.91	1:47.052	6
FASTEST LAP											
	17		Carl BENNETT	BMW Mini	10	1:22.975			67.24 mph	108.22 kph	

CARS 13 AND 14 - STILL NO WORKING TRANSPONDERS YOU MUST FIX

Weather / Track : Cloudy / Damp

These results are provisional until the conclusion of any judicial and technical matters.

Anglesey Coastal  
Circuit Length = 1.5500 miles  
Start: 12:14 End: 12:31

Clerk of Course :	Timekeeper :
-------------------	--------------

## Sports / Saloons - Group B

### RACE 3 - LAP CHART

Lap 1			Lap 2			Lap 3			Lap 4			Lap 5		
No	Behind	Laptime	No	Behind	Laptime	No	Behind	Laptime	No	Behind	Laptime	No	Behind	Laptime
2		1:27.783	2		1:23.444	2		1:23.215	2		1:24.306	2		1:25.000
27	3.687	1:31.470	27	5.978	1:25.735	27	7.694	1:24.931	83	1 LAP	1:51.500	88	1 LAP	1:42.373
17	5.799	1:33.582	17	7.071	1:24.716	17	8.100	1:24.244	80	1 LAP	1:49.596	91	1 LAP	1:44.931
21	6.232	1:34.015	21	7.731	1:24.943	21	8.545	1:24.029	17	8.858	1:25.064	17	9.617	1:25.759
70	7.755	1:35.538	70	10.396	1:26.085	70	12.042	1:24.861	21	9.547	1:25.308	21	10.146	1:25.599
22	8.181	1:35.964	22	11.948	1:27.211	22	15.988	1:27.255	70	11.715	1:23.979	25	1 LAP	1:43.516
1	11.255	1:39.038	1	19.626	1:31.815	1	27.815	1:31.404	27	13.261	1:29.873	70	10.840	1:24.125
19	13.932	1:41.715	19	20.912	1:30.424	19	28.128	1:30.431	22	18.703	1:27.021	27	15.492	1:27.231
84	15.322	1:43.105	84	24.484	1:32.606	39	37.814	1:34.096	1	34.022	1:30.513	22	22.087	1:28.384
39	16.282	1:44.065	39	26.933	1:34.095	12	39.464	1:32.634	19	34.465	1:30.643	83	1 LAP	1:53.551
13	16.573	1:44.356	13	28.568	1:35.439	13	40.471	1:35.118	39	45.849	1:32.341	80	1 LAP	1:50.934
33	17.379	1:45.162	93	29.265	1:34.267	95	41.704	1:33.492	12	46.368	1:31.210	1	38.035	1:29.013
12	17.946	1:45.729	12	30.045	1:35.543	33	42.344	1:34.467	13	49.170	1:33.005	19	38.725	1:29.260
93	18.442	1:46.225	33	31.092	1:37.157	93	45.898	1:39.848	95	50.105	1:32.707	12	50.965	1:29.597
95	21.345	1:49.128	95	31.427	1:33.526	84	48.570	1:47.301	33	51.086	1:33.048	39	54.340	1:33.491
92	21.440	1:49.223	14	34.845	1:36.572	92	50.164	1:37.593	84	58.842	1:34.578	95	56.843	1:31.738
14	21.717	1:49.500	92	35.786	1:37.790	6	51.465	1:37.285	93	1:01.838	1:40.246	33	1:00.843	1:34.757
6	22.467	1:50.250	6	37.395	1:38.372	14	53.445	1:41.815	92	1:02.915	1:37.057	84	1:07.008	1:33.166
3	23.807	1:51.590	3	38.980	1:38.617	3	55.475	1:39.710	6	1:03.282	1:36.123	93	1:11.163	1:34.325
89	25.143	1:52.926	89	42.759	1:41.060	89	59.901	1:40.357	14	1:04.562	1:35.423	92	1:14.105	1:36.190
91	28.845	1:56.628	79	48.843	1:41.842	79	1:06.365	1:40.737	3	1:09.429	1:38.260	6	1:14.430	1:36.148
88	29.521	1:57.304	91	50.970	1:45.569	88	1:10.814	1:42.981	89	1:15.308	1:39.713	14	1:15.148	1:35.586
79	30.445	1:58.228	88	51.048	1:44.971	91	1:13.862	1:46.107	79	1:21.207	1:39.148	13	1:15.392	1:51.222
83	30.721	1:58.504	25	55.881	1:47.504	25	1:16.200	1:43.534				3	1:23.569	1:39.140
25	31.821	1:59.604	83	56.575	1:49.298									
80	35.682	2:03.465	80	1:03.040	1:50.802									

CARS 13 AND 14 - STILL NO WORKING TRANSPONDERS YOU MUST FIX

Weather / Track : Cloudy / Dry

www.tsl-timing.com

Page 1 of 3

Anglesey Coastal  
Circuit Length = 1.5500 miles  
Start: 12:14 End: 12:31

Printed - 12.32 Sunday, 29 November 2009

## Sports / Saloons - Group B

### RACE 3 - LAP CHART

Lap 6			Lap 7			Lap 8			Lap 9			Lap 10		
No	Behind	Laptime	No	Behind	Laptime	No	Behind	Laptime	No	Behind	Laptime	No	Behind	Laptime
2		1:25.292	2		1:24.669	2		1:26.056	2		1:25.007	2		1:24.116
89	1 LAP	1:40.995	6	1 LAP	1:37.884	93	1 LAP	1:33.625	84	1 LAP	1:33.383	17	6.861	1:22.975
17	8.909	1:24.584	14	1 LAP	1:37.843	13	1 LAP	1:33.003	17	8.002	1:26.506	33	1 LAP	1:32.992
21	9.853	1:24.999	17	8.280	1:24.040	17	6.503	1:24.279	70	10.150	1:25.782	70	9.092	1:23.058
79	1 LAP	1:39.212	70	10.792	1:24.970	70	9.375	1:24.639	93	1 LAP	1:34.270	84	1 LAP	1:33.832
70	10.491	1:24.943	3	1 LAP	1:41.888	92	1 LAP	1:37.839	83	2 LAPS	1:52.152	93	1 LAP	1:31.101
27	17.890	1:27.690	27	20.653	1:27.432	6	1 LAP	1:36.609	13	1 LAP	1:36.052	27	21.648	1:27.147
88	1 LAP	1:43.184	89	1 LAP	1:41.716	14	1 LAP	1:37.794	80	2 LAPS	1:50.831	21	22.782	1:25.748
22	23.936	1:27.141	21	23.339	1:38.155	27	19.314	1:24.717	27	18.617	1:24.310	13	1 LAP	1:35.627
91	1 LAP	1:44.915	22	26.802	1:27.535	21	21.761	1:24.478	21	21.150	1:24.396	92	1 LAP	1:38.271
25	1 LAP	1:46.021	79	1 LAP	1:42.385	22	27.067	1:26.321	92	1 LAP	1:36.212	6	1 LAP	1:37.669
1	42.948	1:30.205	88	1 LAP	1:41.542	3	1 LAP	1:42.924	6	1 LAP	1:36.938	22	39.970	1:36.487
19	43.502	1:30.069	91	1 LAP	1:41.641	89	1 LAP	1:39.931	14	1 LAP	1:37.127	14	1 LAP	1:39.197
83	1 LAP	1:49.560	1	46.920	1:28.641	79	1 LAP	1:38.322	22	27.599	1:25.539	83	2 LAPS	1:51.935
80	1 LAP	1:49.867	25	1 LAP	1:40.479	1	50.433	1:29.569	3	1 LAP	1:40.061	1	57.874	1:28.313
12	55.783	1:30.110	19	47.377	1:28.544	19	51.327	1:30.006	89	1 LAP	1:39.231	19	58.573	1:28.285
39	1:01.769	1:32.721	12	57.035	1:25.921	88	1 LAP	1:42.047	79	1 LAP	1:36.177	12	59.396	1:25.982
95	1:02.238	1:30.687	39	1:09.418	1:32.318	12	57.029	1:26.050	1	53.677	1:28.251	3	1 LAP	1:41.942
33	1:07.764	1:32.213	95	1:09.958	1:32.389	91	1 LAP	1:41.668	19	54.404	1:28.084	79	1 LAP	1:39.254
84	1:14.249	1:32.533	83	1 LAP	1:47.291	25	1 LAP	1:41.610	12	57.530	1:25.508	89	1 LAP	1:41.876
93	1:20.874	1:35.003	33	1:17.323	1:34.228	39	1:14.364	1:31.002	88	1 LAP	1:40.829			
92	1:23.761	1:34.948	80	1 LAP	1:47.052	95	1:15.124	1:31.222	91	1 LAP	1:39.712			
13	1:23.762	1:33.662	84	1:21.501	1:31.921	33	1:24.168	1:32.901	25	1 LAP	1:40.162			
									39	1:20.003	1:30.646			
									95	1:20.825	1:30.708			

CARS 13 AND 14 - STILL NO WORKING TRANSPONDERS YOU MUST FIX

Weather / Track : Cloudy / Dry

## Sports / Saloons - Group B

### RACE 3 - LAP CHART

Lap 11		
No	Behind	Laptime
2		1:26.725
88	2 LAPS	1:40.612
39	1 LAP	1:31.700
95	1 LAP	1:31.280
17	3.256	1:23.120
70	6.427	1:24.060
91	2 LAPS	1:41.519
25	2 LAPS	1:43.191
33	1 LAP	1:32.464
84	1 LAP	1:32.994
27	20.468	1:25.545
21	20.919	1:24.862
93	1 LAP	1:32.538
13	1 LAP	1:33.265
22	41.871	1:28.626
92	1 LAP	1:35.568
6	1 LAP	1:35.928
14	1 LAP	1:37.616
1	59.180	1:28.031
12	59.757	1:27.086
19	1:00.593	1:28.745
83	2 LAPS	1:47.028
3	1 LAP	1:38.142
79	1 LAP	1:37.360
89	1 LAP	1:39.223

**CARS 13 AND 14 - STILL NO WORKING TRANSPONDERS YOU MUST FIX**

**Weather / Track : Cloudy / Dry**

# Formula Ford

## RACE 4 - CLASSIFICATION

POS	NO	CL	NAME	ENTRY	LAPS	TIME	GAP	DIFF	MPH	BEST	ON
1	48	I	Kevin LEWIS	Van Diemen RF82	11	15:38.904			65.37	1:22.474	4
2	60	I	Nigel GRANT	Delta T784	11	15:39.254	0.350	0.350	65.35	1:23.650	9
3	84	B	Barry LINLEY	Reynard FF89	11	15:52.192	13.288	12.938	64.46	1:25.014	4
4	7	A	Martin SHORT	Van Diemen RF00	11	15:58.511	19.607	6.319	64.03	1:25.092	4
5	79	I	Malcolm SCOTT	Van Diemen RF97	11	16:00.404	21.500	1.893	63.91	1:25.655	9
6	25	A	Michael BARRABLE	Swift 92	11	16:04.088	25.184	3.684	63.66	1:25.629	3
7	191	A	John MURPHY	Van Diemen RF99	11	16:06.782	27.878	2.694	63.48	1:26.491	7
8	6	A	John LOEBELL	Van Diemen RF92	11	16:18.510	39.606	11.728	62.72	1:26.076	11
9	74	B	Andrew BRENNAN	Swift SC92	11	16:21.894	42.990	3.384	62.51	1:27.339	4
10	27	B	John FARRELL	Reynard FF89	11	16:23.864	44.960	1.970	62.38	1:26.345	7
11	51	B	Simon HADFIELD	Lotus 51	11	16:26.543	47.639	2.679	62.21	1:27.473	8
12	57	B	Doug HARWOOD	Van Diemen RF90	11	16:28.579	49.675	2.036	62.08	1:26.465	8
13	99	A	Jeff HODGSON	Van Diemen RF02	11	16:43.060	1:04.156	14.481	61.19	1:27.666	10
14	15	B	John-Ifan JONES	Crossle 62F	10	15:50.674	1 lap	1 lap	58.69	1:33.186	8
15	42	A	Dave BROWN	Van Diemen RF91	10	16:10.150	1 lap	19.476	57.51	1:34.402	4
16	52	B	Trevor MORGAN	Van Diemen RF86	10	16:32.815	1 lap	22.665	56.20	1:36.414	6
17	37	B	Ian HOWARD	Reynard FF89	10	16:34.560	1 lap	1.745	56.10	1:35.432	8
18	3	B	Barry THOMPSON	Van Diemen RF80	10	16:36.361	1 lap	1.801	56.00	1:33.620	7
19	77	B	Karl BOOTH	Mondiale M89	10	16:58.104	1 lap	21.743	54.80	1:38.496	9
20	72	B	Nicola ALSTON	Van Diemen	9	16:09.916	2 laps	1 lap	51.77	1:41.685	7

### NOT CLASSIFIED

DNF	80	B	Karl LEATHERBARROW	Van Diemen RF80	9	14:10.060	2 laps		59.07	1:33.104	6
-----	----	---	--------------------	-----------------	---	-----------	--------	--	-------	----------	---

### FASTEST LAP

84	B	Barry LINLEY	Reynard FF89	4	1:25.014	65.63 mph	105.63 kph
7	A	Martin SHORT	Van Diemen RF00	4	1:25.092	65.57 mph	105.53 kph
48	I	Kevin LEWIS	Van Diemen RF82	4	1:22.474	67.65 mph	108.88 kph

Weather / Track : Rain / Wet

These results are provisional until the conclusion of any judicial and technical matters.

Anglesey Coastal  
Circuit Length = 1.5500 miles  
Start: 12:42 End: 12:59

Clerk of Course :

Timekeeper :

# Formula Ford

## RACE 4 - LAP CHART

Lap 1			Lap 2			Lap 3			Lap 4			Lap 5		
No	Behind	Laptime	No	Behind	Laptime	No	Behind	Laptime	No	Behind	Laptime	No	Behind	Laptime
60		1:29.250	60		1:25.228	60		1:25.136	60		1:25.219	60		1:26.031
84	1.630	1:30.880	84	2.769	1:26.367	84	3.322	1:25.689	84	3.117	1:25.014	84	3.417	1:26.331
7	2.561	1:31.811	7	3.799	1:26.466	7	4.304	1:25.641	7	4.177	1:25.092	48	3.928	1:25.581
25	3.412	1:32.662	25	5.225	1:27.041	25	5.718	1:25.629	48	4.378	1:22.474	7	5.056	1:26.910
191	5.297	1:34.547	48	5.491	1:25.421	48	7.123	1:26.768	25	6.776	1:26.277	25	8.508	1:27.763
48	5.298	1:34.548	191	8.480	1:28.411	79	10.180	1:26.187	79	11.518	1:26.557	79	12.964	1:27.477
79	6.048	1:35.298	79	9.129	1:28.309	191	11.278	1:27.934	191	13.418	1:27.359	191	14.359	1:26.972
80	9.530	1:38.780	51	15.347	1:29.723	51	18.554	1:28.343	51	22.269	1:28.934	72	1 LAP	1:46.858
51	10.852	1:40.102	80	18.237	1:33.935	74	20.954	1:27.723	74	23.074	1:27.339	51	24.270	1:28.032
3	12.475	1:41.725	74	18.367	1:30.991	57	23.196	1:29.467	57	26.274	1:28.297	74	24.528	1:27.485
74	12.604	1:41.854	57	18.865	1:31.149	6	24.642	1:27.706	6	26.505	1:27.082	6	27.211	1:26.737
57	12.944	1:42.194	6	22.072	1:29.215	80	27.003	1:33.902	27	28.807	1:26.800	57	28.831	1:28.588
15	13.388	1:42.638	15	24.132	1:35.972	27	27.226	1:27.931	80	37.193	1:35.409	27	29.230	1:26.454
42	14.726	1:43.976	27	24.431	1:31.137	15	33.739	1:34.743	99	39.541	1:28.615	99	41.635	1:28.125
6	18.085	1:47.335	99	26.126	1:28.694	99	36.145	1:35.155	15	42.839	1:34.319	80	45.291	1:34.129
27	18.522	1:47.772	42	26.487	1:36.989	42	36.784	1:35.433	42	45.967	1:34.402	15	50.863	1:34.055
52	18.737	1:47.987	52	32.509	1:39.000	52	44.885	1:37.512	52	56.614	1:36.948	42	55.406	1:35.470
77	22.099	1:51.349	77	37.731	1:40.860	77	51.612	1:39.017	37	1:06.362	1:38.835	52	1:07.439	1:36.856
99	22.660	1:51.910	37	40.363	1:39.000	37	52.746	1:37.519	77	1:07.329	1:40.936	37	1:18.417	1:38.086
72	24.740	1:53.990	72	41.821	1:42.309	3	1:10.602	1:37.868	3	1:22.077	1:36.694	77	1:20.663	1:39.365
37	26.591	1:55.841	3	57.870	2:10.623	72	1:19.368	2:02.683						

# Formula Ford

## RACE 4 - LAP CHART

Lap 6			Lap 7			Lap 8			Lap 9			Lap 10		
No	Behind	Laptime	No	Behind	Laptime	No	Behind	Laptime	No	Behind	Laptime	No	Behind	Laptime
60		1:25.960	60		1:26.055	60		1:24.213	60		1:23.650	48		1:23.394
48	2.325	1:24.357	48	0.502	1:24.232	48	0.662	1:24.373	48	0.525	1:23.513	60	0.725	1:24.644
84	4.335	1:26.878	37	1 LAP	1:37.315	84	6.095	1:25.805	42	1 LAP	1:36.430	15	1 LAP	1:34.525
7	5.796	1:26.700	84	4.503	1:26.223	52	1 LAP	1:38.908	84	7.553	1:25.108	72	2 LAPS	1:43.086
3	1 LAP	1:36.904	7	5.017	1:25.276	7	6.566	1:25.762	7	8.032	1:25.116	84	9.352	1:25.718
25	9.336	1:26.788	25	9.605	1:26.324	25	11.866	1:26.474	25	15.894	1:27.678	7	12.910	1:28.797
79	12.859	1:25.855	77	1 LAP	1:41.189	79	14.617	1:25.927	79	16.622	1:25.655	42	1 LAP	1:37.137
191	15.088	1:26.689	79	12.903	1:26.099	37	1 LAP	1:37.523	191	21.323	1:26.978	79	18.906	1:26.203
51	26.704	1:28.394	191	15.524	1:26.491	191	17.995	1:26.684	52	1 LAP	1:38.576	25	19.726	1:27.751
74	26.890	1:28.322	3	1 LAP	1:35.439	77	1 LAP	1:39.934	37	1 LAP	1:35.432	191	24.516	1:27.112
6	27.871	1:26.620	74	28.461	1:27.626	3	1 LAP	1:33.620	6	35.336	1:26.714	52	1 LAP	1:37.016
27	30.930	1:27.660	6	28.914	1:27.098	74	31.722	1:27.474	74	35.817	1:27.745	6	37.773	1:26.356
57	31.378	1:28.507	51	29.617	1:28.968	6	32.272	1:27.571	3	1 LAP	1:34.331	74	39.661	1:27.763
72	1 LAP	1:47.859	27	31.220	1:26.345	51	32.877	1:27.473	51	37.402	1:28.175	37	1 LAP	1:35.993
99	43.790	1:28.115	57	33.435	1:28.112	27	33.454	1:26.447	27	37.960	1:28.156	27	41.524	1:27.483
80	52.435	1:33.104	99	45.701	1:27.966	57	35.687	1:26.465	57	39.471	1:27.434	51	42.121	1:28.638
15	58.779	1:33.876	72	1 LAP	1:44.363	99	49.650	1:28.162	77	1 LAP	1:41.800	57	43.062	1:27.510
42	1:04.540	1:35.094	80	59.608	1:33.228	80	1:09.085	1:33.690	99	54.794	1:28.794	3	1 LAP	1:34.561
52	1:17.893	1:36.414	15	1:06.557	1:33.833	72	1 LAP	1:41.685	80	1:19.318	1:33.883	77	1 LAP	1:38.496
			42	1:13.165	1:34.680	15	1:15.530	1:33.186				99	58.541	1:27.666

# Formula Ford

## RACE 4 - LAP CHART

Lap 11		
No	Behind	Laptime
48		1:24.243
60	0.350	1:23.868
15	1 LAP	1:33.527
84	13.288	1:28.179
7	19.607	1:30.940
79	21.500	1:26.837
25	25.184	1:29.701
191	27.878	1:27.605
72	2 LAPS	1:47.083
42	1 LAP	1:40.539
6	39.606	1:26.076
74	42.990	1:27.572
27	44.960	1:27.679
51	47.639	1:29.761
57	49.675	1:30.856
52	1 LAP	1:43.598
37	1 LAP	1:39.016
3	1 LAP	1:34.596
99	1:04.156	1:29.858
77	1 LAP	1:45.158

# Legends

## RACE 5 (HEAT 2) - CLASSIFICATION

POS	NO	CL	NAME	ENTRY	LAPS	TIME	GAP	DIFF	MPH	BEST	ON
1	8		Nick BRACE	Ford Coupe	5	8:06.338			57.36	1:34.456	2
2	7		Dean BRACE	Ford Coupe	5	8:07.501	1.163	1.163	57.23	1:35.843	4
3	4		Darren GAULTON	Ford Coupe	5	8:08.162	1.824	0.661	57.15	1:37.208	4
4	6		David HUNTER	Ford Coupe	5	8:11.686	5.348	3.524	56.74	1:36.898	4
5	72		Glen BURTENSHAW	Ford 34 Coupe	5	8:14.082	7.744	2.396	56.46	1:34.939	5
6	44		Andrew DONALD	Ford Sedan	5	8:17.964	11.626	3.882	56.02	1:37.210	5
7	55		Ben POWER	Ford 34 Coupe	5	8:21.752	15.414	3.788	55.60	1:37.938	5
8	96		Paul O'BRIEN	Ford Sedan	5	8:22.668	16.330	0.916	55.50	1:35.885	5
9	38		Errico PALAZZO	Ford 34 Coupe	5	8:27.618	21.280	4.950	54.96	1:40.662	2
10	43		Nick MERCER	Ford Sedan	5	8:28.655	22.317	1.037	54.85	1:39.398	5
11	32		Peter MORTON	Ford Coupe	5	8:29.634	23.296	0.979	54.74	1:34.765	5
12	17		Billy WAIT	Ford 37 Coupe	5	8:34.213	27.875	4.579	54.25	1:40.987	3
13	52		Gareth MARTIN	Ford 34 Coupe	5	8:45.627	39.289	11.414	53.07	1:42.184	5
14	66		Nick WHITELEGG	Ford Sedan	5	8:48.959	42.621	3.332	52.74	1:42.619	5

### FASTEST LAP

8	Nick BRACE	Ford Coupe	2	1:34.456	59.07 mph	95.07 kph
---	------------	------------	---	----------	-----------	-----------

Weather / Track : Rain / Wet

These results are provisional until the conclusion of any judicial and technical matters.

Anglesey Coastal  
 Circuit Length = 1.5500 miles  
 Start: 13:54 End: 14:04

Clerk of Course :

Timekeeper :

## Legends

### RACE 5 (HEAT 2) - LAP CHART

Lap 1			Lap 2			Lap 3			Lap 4			Lap 5		
No	Behind	Laptime	No	Behind	Laptime	No	Behind	Laptime	No	Behind	Laptime	No	Behind	Laptime
4		1:37.765	8		1:34.456	8		1:36.314	8		1:37.218	8		1:39.509
8	1.076	1:38.841	4	2.514	1:38.046	4	3.868	1:37.668	4	3.858	1:37.208	7	1.163	1:36.196
6	2.121	1:39.886	6	5.494	1:38.905	7	5.851	1:36.488	7	4.476	1:35.843	4	1.824	1:37.475
7	2.278	1:40.043	7	5.677	1:38.931	6	7.401	1:38.221	6	7.081	1:36.898	6	5.348	1:37.776
38	4.143	1:41.908	38	9.273	1:40.662	44	12.032	1:38.402	72	12.314	1:37.306	72	7.744	1:34.939
96	4.550	1:42.315	44	9.944	1:39.504	72	12.226	1:38.275	44	13.925	1:39.111	44	11.626	1:37.210
44	5.972	1:43.737	72	10.265	1:37.976	38	14.859	1:41.900	55	16.985	1:38.594	55	15.414	1:37.938
32	6.366	1:44.131	55	11.295	1:39.619	55	15.609	1:40.628	38	19.542	1:41.901	96	16.330	1:35.885
55	7.208	1:44.973	43	15.994	1:41.080	43	19.752	1:40.072	96	19.954	1:37.132	38	21.280	1:41.247
72	7.821	1:45.586	17	17.551	1:41.472	96	20.040	1:37.765	43	22.428	1:39.894	43	22.317	1:39.398
43	10.446	1:48.211	96	18.589	1:49.571	17	22.224	1:40.987	17	26.272	1:41.266	32	23.296	1:34.765
17	11.611	1:49.376	52	23.234	1:44.497	32	29.926	1:37.102	32	28.040	1:35.332	17	27.875	1:41.112
52	14.269	1:52.034	66	25.132	1:45.012	52	30.984	1:44.064	52	36.614	1:42.848	52	39.289	1:42.184
66	15.652	1:53.417	32	29.138	1:58.304	66	33.310	1:44.492	66	39.511	1:43.419	66	42.621	1:42.619

**Sports / Saloons - Group A**  
**RACE 6 - CLASSIFICATION**

POS	NO	CL	NAME	ENTRY	LAPS	TIME	GAP	DIFF	MPH	BEST	ON
1	4		<b>Tim EVANS</b>	Subaru Impreza	11	15:48.172			64.73	1:24.335	4
2	52		<b>Andy ROBEY</b>	BMW M3	11	16:03.922	<b>15.750</b>	15.750	63.67	1:25.267	11
3	8		<b>Peter ISHERWOOD</b>	Subaru Impreza	11	16:25.104	<b>36.932</b>	21.182	62.30	1:25.918	9
4	19		<b>Graham WAIT</b>	Ford Sierra Cosworth	11	16:38.240	<b>50.068</b>	13.136	61.48	1:24.351	2
5	44		<b>Peter DAVIES</b>	Caterham R400	11	17:04.086	<b>1:15.914</b>	25.846	59.93	1:31.141	11
6	72		<b>Osman YUSUF</b>	Caterham	11	17:04.542	<b>1:16.370</b>	0.456	59.91	1:30.623	11
7	90		<b>Danny KEENAN</b>	MK Indy - RR	11	17:05.006	<b>1:16.834</b>	0.464	59.88	1:27.883	9
8	2		<b>Richard DOBSON</b>	Nissan 200SX	10	16:11.244	<b>1 lap</b>	1 lap	57.45	1:34.854	9
9	36		<b>John GIL</b>	Caterham Roadsport	10	16:35.434	<b>1 lap</b>	24.190	56.05	1:35.295	4

NOT CLASSIFIED

<i>DNF</i>	28		<b>Allan DAVIES</b>	BMW M3	3	5:24.938	<b>8 laps</b>	7 laps	51.51	1:33.571	2
<i>DNF</i>	12		<b>Robert DRUMMOND</b>	Ford Escort Cosworth	1	2:14.390	<b>10 laps</b>	2 laps	41.52		
<i>DNF</i>	43		<b>Andy THOMPSON</b>	Seat Leon	0						

FASTEST LAP

4	<b>Tim EVANS</b>	Subaru Impreza	4	1:24.335	66.16 mph	106.48 kph
---	------------------	----------------	---	----------	-----------	------------

Weather / Track : Rain / Wet

These results are provisional until the conclusion of any judicial and technical matters.

Anglesey Coastal  
 Circuit Length = 1.5500 miles  
 Start: 14:11 End: 14:28

Clerk of Course :

Timekeeper :

# Sports / Saloons - Group A

## RACE 6 - LAP CHART

Lap 1			Lap 2			Lap 3			Lap 4			Lap 5		
No	Behind	Laptime	No	Behind	Laptime	No	Behind	Laptime	No	Behind	Laptime	No	Behind	Laptime
19		1:29.608	19		1:24.351	19		1:24.418	19		1:25.057	4		1:25.523
4	0.671	1:30.279	4	1.203	1:24.883	4	1.344	1:24.559	4	0.622	1:24.335	19	2.836	1:28.981
52	10.915	1:40.523	52	15.205	1:28.641	52	18.334	1:27.547	52	19.502	1:26.225	52	19.903	1:26.546
8	11.149	1:40.757	44	19.531	1:31.549	8	26.479	1:29.281	8	29.674	1:28.252	8	31.447	1:27.918
44	12.333	1:41.941	90	21.168	1:32.899	44	27.538	1:32.425	44	35.235	1:32.754	44	42.294	1:33.204
90	12.620	1:42.228	8	21.616	1:34.818	72	29.473	1:30.626	72	37.502	1:33.086	72	43.198	1:31.841
36	14.780	1:44.388	72	23.265	1:32.758	90	35.034	1:38.284	90	40.080	1:30.103	90	44.502	1:30.567
72	14.858	1:44.466	36	27.870	1:37.441	36	40.391	1:36.939	36	50.629	1:35.295	2	1:01.252	1:36.399
2	16.345	1:45.953	2	28.377	1:36.383	2	40.722	1:36.763	2	50.998	1:35.333	36	1:03.385	1:38.901
12	44.782	2:14.390	28	54.003	1:33.571	28	1:06.561	1:36.976 P						
28	44.783	2:14.391												

# Sports / Saloons - Group A

## RACE 6 - LAP CHART

Lap 6			Lap 7			Lap 8			Lap 9			Lap 10		
No	Behind	Laptime	No	Behind	Laptime	No	Behind	Laptime	No	Behind	Laptime	No	Behind	Laptime
4		1:25.428	4		1:26.262	4		1:27.179	4		1:27.175	4		1:26.167
19	16.450	1:39.042	52	19.224	1:25.710	52	18.354	1:26.309	2	1 LAP	1:37.392	2	1 LAP	1:34.854
52	19.776	1:25.301	19	21.602	1:31.414	19	26.560	1:32.137	36	1 LAP	1:36.443	36	1 LAP	1:35.298
8	34.057	1:28.038	8	35.670	1:27.875	8	36.217	1:27.726	52	17.399	1:26.220	52	16.865	1:25.633
44	50.052	1:33.186	44	55.138	1:31.348	44	1:00.468	1:32.509	19	30.835	1:31.450	8	35.762	1:26.969
72	50.554	1:32.784	72	55.645	1:31.353	72	1:00.921	1:32.455	8	34.960	1:25.918	19	36.935	1:32.267
90	50.940	1:31.866	90	1:04.318	1:39.640	90	1:09.877	1:32.738	44	1:05.794	1:32.501	44	1:11.155	1:31.528
2	1:12.164	1:36.340	2	1:22.443	1:36.541				72	1:06.287	1:32.541	72	1:12.129	1:32.009
36	1:13.936	1:35.979	36	1:23.940	1:36.266				90	1:10.585	1:27.883	90	1:13.441	1:29.023

## Sports / Saloons - Group A

### RACE 6 - LAP CHART

Lap 11		
No	Behind	Laptime
4		1:26.382
52	15.750	1:25.267
2	1 LAP	1:35.286
8	36.932	1:27.552
36	1 LAP	1:58.484
19	50.068	1:39.515
44	1:15.914	1:31.141
72	1:16.370	1:30.623
90	1:16.834	1:29.775

# Sports / Saloons - Group B

## RACE 7 - CLASSIFICATION

POS	NO	CL	NAME	ENTRY	LAPS	TIME	GAP	DIFF	MPH	BEST	ON
1	2		<b>Jason GREATREX</b>	BMW Mini Cooper S	10	15:03.565			61.75	1:26.706	3
2	21		<b>Darren WILSON</b>	Renault Clio	10	15:05.356	1.791	1.791	61.63	1:27.609	3
3	17		<b>Carl BENNETT</b>	BMW Mini	10	15:08.165	4.600	2.809	61.44	1:27.646	3
4	70		<b>Tom ANDREW</b>	Seat Leon Cupra	10	15:47.305	43.740	39.140	58.90	1:30.079	3
5	1		<b>Chris PALMER</b>	Jaguar XJS	10	16:00.214	56.649	12.909	58.11	1:33.127	3
6	19		<b>Gail HILL</b>	Jaguar XJ6	10	16:02.389	58.824	2.175	57.98	1:33.000	2
7	93		<b>Stephen TURNER</b>	Honda Civic	10	16:13.443	1:09.878	11.054	57.32	1:34.617	4
8	22		<b>Gary WETTON</b>	MG ZR 190	10	16:18.375	1:14.810	4.932	57.03	1:32.624	2
9	23		<b>John MAWDSLEY</b>	VW Golf	10	16:20.889	1:17.324	2.514	56.88	1:34.485	3
10	95		<b>James OWEN</b>	BMW Mini Cooper	10	16:27.307	1:23.742	6.418	56.51	1:33.592	4
11	12		<b>Craig FREEMAN</b>	Mini Cooper	10	16:27.663	1:24.098	0.356	56.49	1:29.750	3
12	84		<b>Dave YOUNG</b>	MG ZR	9	15:05.061	1 lap	1 lap	55.48	1:37.232	9
13	13		<b>Paul DOBSON</b>	Ford Escort XR3i	9	15:12.049	1 lap	6.988	55.06	1:38.821	2
14	92		<b>Matt SMITH</b>	Rover 200Vi	9	15:17.764	1 lap	5.715	54.72	1:38.916	3
15	39		<b>Chris BOON</b>	Jaguar XJR	9	16:10.832	1 lap	53.068	51.72	1:43.327	2
16	94		<b>Brian YOUNG</b>	Ford Fiesta XR2	9	16:12.054	1 lap	1.222	51.66	1:42.791	4
17	89		<b>Adrian OLIVER</b>	Hillman Imp	9	16:13.300	1 lap	1.246	51.59	1:44.248	2
18	6		<b>Evan MORRIS</b>	Ford Escort XR3i	9	16:13.584	1 lap	0.284	51.58	1:45.205	2
19	79		<b>Roger ESP</b>	Fiat Uno	9	16:39.087	1 lap	25.503	50.26	1:43.579	2
20	91		<b>Vince FROST</b>	Hillman Imp	8	15:12.213	2 laps	1 lap	48.93	1:49.952	2
21	88		<b>Martin BRAMWELL</b>	Hillman Imp	8	15:15.755	2 laps	3.542	48.74	1:50.648	2
22	25		<b>Chris ASTLEY</b>	Rover Metro Gti	8	15:29.639	2 laps	13.884	48.01	1:49.945	2
23	83		<b>Tim DODWELL</b>	VW Scirocco	8	16:08.805	2 laps	39.166	46.07	1:53.976	2

### NOT CLASSIFIED

DNC	80		<b>Brian ASHLEY</b>	Ginetta G12	7	15:10.057	3 laps	1 lap	42.92	2:02.075	2
DNF	3		<b>Brian GEORGE</b>	Jaguar X300 Auto	6	11:01.187	4 laps	1 lap	50.63	1:42.372	4
DNF	27		<b>David HILL</b>	Honda Civic	1	1:32.733	9 laps	5 laps	60.17		
DNF	14		<b>Colin ROONEY</b>	Hillman Imp	1	2:22.349	9 laps	49.616	39.19		

### FASTEST LAP

	2		<b>Jason GREATREX</b>	BMW Mini Cooper S	3	1:26.706		64.35 mph		103.57 kph	
--	---	--	-----------------------	-------------------	---	----------	--	-----------	--	------------	--

CARS 13 AND 94 TRANSPONDERS NOT WORKING STILL  
CAR 12 TRANSPONDER STOPPED WORKING PLEASE FIX

Weather / Track : Rain / Wet

These results are provisional until the conclusion of any judicial and technical matters.

Anglesey Coastal  
Circuit Length = 1.5500 miles  
Start: 14:40 End: 15:00

Clerk of Course :		Timekeeper :	
-------------------	--	--------------	--

## Sports / Saloons - Group B

### RACE 7 - LAP CHART

Lap 1			Lap 2			Lap 3			Lap 4			Lap 5		
No	Behind	Laptime	No	Behind	Laptime	No	Behind	Laptime	No	Behind	Laptime	No	Behind	Laptime
17		1:32.246	17		1:28.545	17		1:27.646	17		1:29.366	2		1:28.081
27	0.487	1:32.733	2	1.092	1:27.774	2	0.152	1:26.706	2	0.152	1:29.366	17	2.917	1:31.150
21	1.672	1:33.918	21	2.153	1:29.026	21	2.116	1:27.609	21	1.347	1:28.597	21	3.558	1:30.444
2	1.863	1:34.109	70	7.947	1:30.924	70	10.380	1:30.079	70	11.825	1:30.811	91	1 LAP	1:53.045
70	5.568	1:37.814	22	11.411	1:32.624	22	16.778	1:33.013	83	1 LAP	2:04.610	88	1 LAP	1:54.123
22	7.332	1:39.578	1	13.102	1:33.287	1	18.583	1:33.127	22	21.208	1:33.796	25	1 LAP	1:54.941
1	8.360	1:40.606	19	13.477	1:33.000	19	18.894	1:33.063	1	23.301	1:34.084	70	13.839	1:30.247
19	9.022	1:41.268	12	17.403	1:32.930	12	19.507	1:29.750	12	23.556	1:33.415	22	28.911	1:35.936
93	12.155	1:44.401	93	20.260	1:36.650	93	28.368	1:35.754	80	1 LAP	2:07.963	12	29.392	1:34.069
12	13.018	1:45.264	13	24.378	1:38.821	95	32.983	1:35.856	19	24.310	1:34.782	1	30.450	1:35.382
13	14.102	1:46.348	95	24.773	1:37.735	13	36.282	1:39.550	93	33.619	1:34.617	19	31.642	1:35.565
95	15.583	1:47.829	92	30.521	1:40.631	23	37.791	1:34.485	95	37.209	1:33.592	93	41.252	1:35.866
39	17.915	1:50.161	23	30.952	1:36.820	92	41.791	1:38.916	23	43.526	1:35.101	83	1 LAP	2:02.456
92	18.435	1:50.681	39	32.697	1:43.327	84	44.658	1:38.269	13	47.266	1:40.350	95	48.249	1:39.273
94	20.599	1:52.845	84	34.035	1:38.853	39	49.599	1:44.548	92	51.946	1:39.521	23	51.796	1:36.503
89	22.165	1:54.411	94	36.208	1:44.154	94	51.619	1:43.057	84	53.453	1:38.161	13	1:00.682	1:41.649
3	22.461	1:54.707	89	37.868	1:44.248	3	53.985	1:43.022	39	1:04.021	1:43.788	84	1:04.242	1:39.022
23	22.677	1:54.923	3	38.609	1:44.693	89	56.720	1:46.498	94	1:05.044	1:42.791	92	1:05.880	1:42.167
6	23.680	1:55.926	6	40.340	1:45.205	6	58.262	1:45.568	3	1:06.991	1:42.372	80	1 LAP	2:12.992
84	23.727	1:55.973	79	45.175	1:43.579	79	1:01.547	1:44.018	89	1:13.902	1:46.548	39	1:22.535	1:46.747
91	29.559	2:01.805	91	50.966	1:49.952	91	1:13.649	1:50.329	6	1:16.113	1:47.217	3	1:23.785	1:45.027
88	29.798	2:02.044	88	51.901	1:50.648	88	1:15.690	1:51.435	79	1:19.785	1:47.604	94	1:28.315	1:51.504
79	30.141	2:02.387	25	52.764	1:49.945	25	1:16.244	1:51.126						
25	31.364	2:03.610	83	1:05.186	1:53.976									
83	39.755	2:12.001	80	1:13.285	2:02.075									
80	39.755	2:12.001												
14	50.103	2:22.349 P												

CARS 13 AND 94 TRANSPONDERS NOT WORKING STILL  
 CAR 12 TRANSPONDER STOPPED WORKING PLEASE FIX  
 Weather / Track : Rain / Wet

Anglesey Coastal  
 Circuit Length = 1.5500 miles  
 Start: 14:40 End: 15:00

# Sports / Saloons - Group B

## RACE 7 - LAP CHART

Lap 6			Lap 7			Lap 8			Lap 9			Lap 10		
No	Behind	Laptime	No	Behind	Laptime	No	Behind	Laptime	No	Behind	Laptime	No	Behind	Laptime
2		1:29.808	2		1:32.674	2		1:31.678	2		1:31.086	2		1:32.283
17	4.733	1:31.624	21	6.004	1:32.792	21	4.178	1:29.852	21	2.948	1:29.856	84	1 LAP	1:37.232
89	1 LAP	1:49.725	17	6.283	1:34.224	17	5.029	1:30.424	25	2 LAPS	1:58.885	21	1.791	1:31.126
21	5.886	1:32.136	39	1 LAP	1:49.440	83	2 LAPS	2:01.171	17	4.521	1:30.578	17	4.600	1:32.362
6	1 LAP	1:49.248	94	1 LAP	1:52.741	70	26.308	1:38.007	92	1 LAP	1:42.468	80	3 LAPS	2:11.218
79	1 LAP	1:50.333	80	2 LAPS	2:12.497	39	1 LAP	1:50.802	70	35.591	1:40.369	13	1 LAP	1:44.042
70	17.119	1:33.088	70	19.979	1:35.534	94	1 LAP	1:48.697	83	2 LAPS	1:57.820	91	2 LAPS	1:54.605
91	1 LAP	1:53.224	89	1 LAP	1:50.111	89	1 LAP	1:47.705	39	1 LAP	1:51.087	88	2 LAPS	1:52.376
88	1 LAP	1:54.797	6	1 LAP	1:49.510	6	1 LAP	1:47.903	94	1 LAP	1:47.834	92	1 LAP	1:40.263
1	38.874	1:38.232	79	1 LAP	1:50.446	1	48.193	1:36.278	1	52.525	1:35.418	25	2 LAPS	1:54.321
19	39.131	1:37.297	3	1 LAP	2:11.366 P	19	49.002	1:36.438	19	54.359	1:36.443	70	43.740	1:40.432
25	1 LAP	2:00.295	1	43.593	1:37.393	79	1 LAP	1:53.044	89	1 LAP	1:47.337	1	56.649	1:36.407
93	46.704	1:35.260	19	44.242	1:37.785	93	55.345	1:36.385	6	1 LAP	1:46.687	19	58.824	1:36.748
22	48.632	1:49.529	93	50.638	1:36.608	80	2 LAPS	2:11.311	93	1:01.792	1:37.533	83	2 LAPS	1:55.335
95	57.233	1:38.792	91	1 LAP	1:55.457	22	1:03.096	1:39.132	22	1:10.356	1:38.346	39	1 LAP	1:50.932
23	57.630	1:35.642	22	55.642	1:39.684	23	1:08.934	1:35.929	23	1:14.037	1:36.189	94	1 LAP	1:48.431
13	1:11.918	1:41.044	88	1 LAP	1:56.627	95	1:10.223	1:39.144	79	1 LAP	1:55.168	89	1 LAP	1:46.717
84	1:14.415	1:39.981	95	1:02.757	1:38.198	91	1 LAP	1:53.796	95	1:17.105	1:37.968	93	1:09.878	1:40.369
92	1:17.838	1:41.766	23	1:04.683	1:39.727	12	1:22.729	1:32.772	12	1:23.898	1:32.255	6	1 LAP	1:46.320
83	1 LAP	2:01.436	25	1 LAP	1:56.516	88	1 LAP	1:53.705				22	1:14.810	1:36.737
12	1:21.751	2:22.167	13	1:20.436	1:41.192	84	1:27.633	1:38.337				23	1:17.324	1:35.570
			84	1:20.974	1:39.233	13	1:27.811	1:39.053				95	1:23.742	1:38.920
			12	1:21.635	1:32.558							12	1:24.098	1:32.483
			92	1:26.515	1:41.351							79	1 LAP	1:52.508

CARS 13 AND 94 TRANSPONDERS NOT WORKING STILL  
 CAR 12 TRANSPONDER STOPPED WORKING PLEASE FIX  
 Weather / Track : Rain / Wet

Anglesey Coastal  
 Circuit Length = 1.5500 miles  
 Start: 14:40 End: 15:00

# Formula Ford

## RACE 8 - CLASSIFICATION

POS	NO	CL	NAME	ENTRY	LAPS	TIME	GAP	DIFF	MPH	BEST	ON
1	60	I	<b>Nigel GRANT</b>	Delta T784	8	12:01.350			61.88	1:27.103	3
2	79	I	<b>Malcolm SCOTT</b>	Van Diemen RF97	8	12:11.618	<b>10.268</b>	10.268	61.01	1:29.366	3
3	6	A	<b>John LOEBELL</b>	Van Diemen RF92	8	12:17.346	<b>15.996</b>	5.728	60.54	1:30.445	4
4	84	B	<b>Barry LINLEY</b>	Reyanrd FF89	8	12:19.052	<b>17.702</b>	1.706	60.40	1:30.494	7
5	191	A	<b>John MURPHY</b>	Van Diemen RF99	8	12:28.559	<b>27.209</b>	9.507	59.63	1:31.922	4
6	7	A	<b>Martin SHORT</b>	Van Diemen RF00	8	12:29.063	<b>27.713</b>	0.504	59.59	1:32.138	4
7	99	A	<b>Jeff HODGSON</b>	Van Diemen RF02	8	12:33.534	<b>32.184</b>	4.471	59.24	1:31.968	4
8	74	B	<b>Andrew BRENNAN</b>	Swift SC92	8	12:43.600	<b>42.250</b>	10.066	58.46	1:31.644	8
9	57	B	<b>Doug HARWOOD</b>	Van Diemen RF90	8	12:45.615	<b>42.265</b>	2.015	58.30	1:33.555	3
10	80	B	<b>Karl LEATHERBARROW</b>	Van Diemen RF80	8	13:38.718	<b>1:37.368</b>	53.103	54.52	1:40.451	6
11	51	B	<b>Simon HADFIELD</b>	Lotus 51	7	12:03.358	<b>1 lap</b>	1 lap	53.99	1:36.490	3
12	15	B	<b>John-Ifan JONES</b>	Crossle 62F	7	12:10.852	<b>1 lap</b>	7.494	53.44	1:39.358	5
13	37	B	<b>Ian HOWARD</b>	Reyanrd FF89	7	12:22.218	<b>1 lap</b>	11.366	52.62	1:43.684	6
14	42	A	<b>Dave BROWN</b>	Van Diemen RF91	7	12:26.228	<b>1 lap</b>	4.010	52.34	1:44.142	3
15	3	B	<b>Barry THOMPSON</b>	Van Diemen RF80	7	12:35.892	<b>1 lap</b>	9.664	51.67	1:42.510	3
16	52	B	<b>Trevor MORGAN</b>	Van Diemen RF86	7	13:01.424	<b>1 lap</b>	25.532	49.98	1:47.418	7
17	77	B	<b>Karl BOOTH</b>	Mondiale M89	7	13:02.616	<b>1 lap</b>	1.192	49.90	1:47.037	7
18	72	B	<b>Nicola ALSTON</b>	Van Diemen	7	13:30.528	<b>1 lap</b>	27.912	48.19	1:50.756	3

### NOT CLASSIFIED

<i>DNF</i>	48	I	<b>Kevin LEWIS</b>	Van Diemen RF82	4	6:27.704	<b>4 laps</b>	3 laps	57.57	1:32.075	3
<i>DNC</i>	27	B	<b>John FARRELL</b>	Reynard FF89	3	12:16.697	<b>5 laps</b>	1 lap	22.72	1:47.818	2

### FASTEST LAP

84	B	<b>Barry LINLEY</b>	Reyanrd FF89	7	1:30.494	61.66 mph	99.23 kph
6	A	<b>John LOEBELL</b>	Van Diemen RF92	4	1:30.445	61.69 mph	99.28 kph
60	I	<b>Nigel GRANT</b>	Delta T784	3	1:27.103	64.06 mph	103.09 kph

Weather / Track : Rain / Wet

These results are provisional until the conclusion of any judicial and technical matters.

Anglesey Coastal  
Circuit Length = 1.5500 miles  
Start: 15:07 End: 15:20

Clerk of Course :	Timekeeper :
-------------------	--------------

# Formula Ford

## RACE 8 - LAP CHART

Lap 1			Lap 2			Lap 3			Lap 4			Lap 5		
No	Behind	Laptime	No	Behind	Laptime	No	Behind	Laptime	No	Behind	Laptime	No	Behind	Laptime
60		1:31.998	60		1:27.470	60		1:27.103	60		1:29.381	60		1:31.975
79	2.353	1:34.351	79	6.052	1:31.169	79	8.315	1:29.366	79	8.574	1:29.640	52	1 LAP	1:49.915
6	5.231	1:37.229	6	9.239	1:31.478	6	12.644	1:30.508	6	13.708	1:30.445	77	1 LAP	1:49.193
84	5.710	1:37.708	84	10.447	1:32.207	84	14.282	1:30.938	84	16.270	1:31.369	79	7.768	1:31.169
27	6.649	1:38.647	191	13.237	1:33.227	191	18.640	1:32.506	191	21.181	1:31.922	6	12.564	1:30.831
191	7.480	1:39.478	7	13.678	1:33.023	7	18.949	1:32.374	7	21.706	1:32.138	84	16.337	1:32.042
7	8.125	1:40.123	99	15.685	1:34.023	99	21.168	1:32.586	99	23.755	1:31.968	72	1 LAP	1:55.860
99	9.132	1:41.130	48	19.054	1:33.542	48	24.026	1:32.075	48	31.752	1:37.107	191	21.753	1:32.547
51	10.248	1:42.246	57	21.865	1:35.631	57	28.317	1:33.555	57	32.725	1:33.789	7	22.144	1:32.413
48	12.982	1:44.980	74	22.694	1:35.295	74	28.870	1:33.279	74	33.226	1:33.737	99	24.560	1:32.780
80	13.195	1:45.193	51	24.754	1:41.976	51	34.141	1:36.490	80	55.059	1:43.135	57	36.078	1:35.328
57	13.704	1:45.702	80	26.996	1:41.271	80	41.305	1:41.412	51	1:00.347	1:55.587	74	36.341	1:35.090
74	14.869	1:46.867	27	26.997	1:47.818	3	49.709	1:42.510	15	1:07.807	1:42.054	80	1:05.725	1:42.641
3	17.747	1:49.745	3	34.302	1:44.025	15	55.134	1:41.585	42	1:12.257	1:45.021	51	1:06.750	1:38.378
15	18.666	1:50.664	37	39.384	1:44.722	37	56.578	1:44.297	37	1:13.621	1:46.424	15	1:15.190	1:39.358
37	22.132	1:54.130	42	39.578	1:44.493	42	56.617	1:44.142	3	1:27.593	2:07.265	37	1:26.008	1:44.362
42	22.555	1:54.553	15	40.652	1:49.456	52	1:16.227	1:52.077				42	1:26.548	1:46.266
52	28.246	2:00.244	52	51.253	1:50.477	77	1:18.528	1:49.806						
77	32.385	2:04.383	77	55.825	1:50.910	72	1:24.759	1:50.756						
72	36.939	2:08.937	72	1:01.106	1:51.637									

# Formula Ford

## RACE 8 - LAP CHART

Lap 6			Lap 7			Lap 8		
No	Behind	Laptime	No	Behind	Laptime	No	Behind	Laptime
60		1:30.621	60		1:31.068	60		1:31.734
3	1 LAP	1:44.457	37	1 LAP	1:43.684	51	1 LAP	1:48.266
79	10.032	1:32.885	42	1 LAP	1:45.862	15	1 LAP	1:42.073
6	15.210	1:33.267	79	10.907	1:31.943	79	10.268	1:31.095
84	19.302	1:33.586	6	15.986	1:31.844	27	5 LAPS	8:50.232 P
191	24.540	1:33.408	84	18.728	1:30.494	6	15.996	1:31.744
52	1 LAP	1:50.703	3	1 LAP	1:43.807	84	17.702	1:30.708
7	25.337	1:33.814	191	26.201	1:32.729	37	1 LAP	1:44.599
77	1 LAP	1:51.012	7	26.477	1:32.208	42	1 LAP	1:45.891
99	27.385	1:33.446	99	30.296	1:33.979	191	27.209	1:32.742
57	39.550	1:34.093	57	42.214	1:33.732	7	27.713	1:32.970
74	39.765	1:34.045	74	42.340	1:33.643	99	32.184	1:33.622
72	1 LAP	1:57.725	52	1 LAP	1:50.590	3	1 LAP	1:44.083
80	1:15.555	1:40.451	77	1 LAP	1:50.275	74	42.250	1:31.644
51	1:16.544	1:40.415	72	1 LAP	1:52.023	57	44.265	1:33.785
15	1:30.231	1:45.662	80	1:25.623	1:41.136	52	1 LAP	1:47.418
						77	1 LAP	1:47.037
						72	1 LAP	1:53.590
						80	1:37.368	1:43.479

# Legends

## RACE 9 (GRAND FINAL) - CLASSIFICATION

POS	NO	CL	NAME	ENTRY	LAPS	TIME	GAP	DIFF	MPH	BEST	ON
1	72		<b>Glen BURTENSHAW</b>	Ford 34 Coupe	8	12:49.045			58.04	1:34.854	7
2	32		<b>Peter MORTON</b>	Ford Coupe	8	12:50.482	<b>1.437</b>	1.437	57.93	1:33.287	6
3	4		<b>Darren GAULTON</b>	Ford Coupe	8	12:50.867	<b>1.822</b>	0.385	57.90	1:34.295	7
4	7		<b>Dean BRACE</b>	Ford Coupe	8	12:51.198	<b>2.153</b>	0.331	57.88	1:34.299	6
5	8		<b>Nick BRACE</b>	Ford Coupe	8	12:51.938	<b>2.893</b>	0.740	57.82	1:33.728	7
6	96		<b>Paul O'BRIEN</b>	Ford Sedan	8	12:59.556	<b>10.511</b>	7.618	57.26	1:35.771	7
7	44		<b>Andrew DONALD</b>	Ford Sedan	8	13:06.639	<b>17.594</b>	7.083	56.74	1:35.908	7
8	6		<b>David HUNTER</b>	Ford Coupe	8	13:07.595	<b>18.550</b>	0.956	56.67	1:36.104	7
9	43		<b>Nick MERCER</b>	Ford Sedan	8	13:16.494	<b>27.449</b>	8.899	56.04	1:37.794	6
10	55		<b>Ben POWER</b>	Ford 34 Coupe	8	13:16.807	<b>27.762</b>	0.313	56.02	1:37.116	6
11	17		<b>Billy WAIT</b>	Ford 37 Coupe	8	13:31.846	<b>42.801</b>	15.039	54.98	1:40.632	4
12	38		<b>Errico PALAZZO</b>	Ford 34 Coupe	8	13:32.447	<b>43.402</b>	0.601	54.94	1:39.232	7
13	66		<b>Nick WHITELEGG</b>	Ford Sedan	8	13:42.517	<b>53.472</b>	10.070	54.27	1:41.077	4
14	52		<b>Gareth MARTIN</b>	Ford 34 Coupe	8	13:43.067	<b>54.022</b>	0.550	54.23	1:40.522	5

### FASTEST LAP

32	<b>Peter MORTON</b>	Ford Coupe	6	1:33.287	59.81 mph	96.26 kph
----	---------------------	------------	---	----------	-----------	-----------

Weather / Track : Rain / Wet

These results are provisional until the conclusion of any judicial and technical matters.

Anglesey Coastal  
 Circuit Length = 1.5500 miles  
 Start: 15:27 End: 15:41

Clerk of Course :		Timekeeper :
-------------------	--	--------------

## Legends

### RACE 9 (GRAND FINAL) - LAP CHART

Lap 1			Lap 2			Lap 3			Lap 4			Lap 5		
No	Behind	Laptime	No	Behind	Laptime	No	Behind	Laptime	No	Behind	Laptime	No	Behind	Laptime
96		1:41.757	72		1:35.315	72		1:35.808	72		1:34.885	72		1:35.526
72	0.630	1:42.387	96	1.273	1:37.218	4	1.767	1:35.953	4	2.236	1:35.354	4	2.137	1:35.427
17	1.500	1:43.257	4	1.622	1:35.902	96	2.628	1:37.163	96	3.621	1:35.878	7	3.434	1:34.736
4	1.665	1:43.422	7	4.508	1:35.813	7	3.805	1:35.105	7	4.224	1:35.304	32	4.600	1:35.806
44	2.120	1:43.877	32	4.968	1:35.670	32	3.976	1:34.816	32	4.320	1:35.229	96	5.162	1:37.067
6	4.334	1:46.091	17	6.628	1:41.073	8	5.306	1:34.372	8	5.187	1:34.766	8	5.440	1:35.779
7	4.640	1:46.397	8	6.742	1:37.870	44	8.444	1:37.394	44	10.688	1:37.129	6	13.146	1:37.012
8	4.817	1:46.574	44	6.858	1:40.683	6	9.831	1:38.107	6	11.660	1:36.714	44	13.293	1:38.131
32	5.243	1:47.000	6	7.532	1:39.143	43	12.043	1:38.445	43	15.415	1:38.257	43	17.924	1:38.035
43	7.024	1:48.781	43	9.406	1:38.327	17	12.071	1:41.251	17	17.818	1:40.632	55	20.119	1:37.557
66	7.667	1:49.424	55	12.719	1:40.074	55	14.300	1:37.389	55	18.088	1:38.673	17	23.946	1:41.654
38	8.098	1:49.855	38	13.789	1:41.636	38	18.154	1:40.173	38	22.923	1:39.654	38	27.369	1:39.972
55	8.590	1:50.347	66	13.865	1:42.143	66	20.421	1:42.364	66	26.613	1:41.077	66	33.610	1:42.523
52	9.447	1:51.204	52	17.685	1:44.183	52	23.713	1:41.836	52	30.081	1:41.253	52	35.077	1:40.522

## Legends

### RACE 9 (GRAND FINAL) - LAP CHART

Lap 6			Lap 7			Lap 8		
No	Behind	Laptime	No	Behind	Laptime	No	Behind	Laptime
72		1:35.196	72		1:34.854	72		1:35.074
4	1.903	1:34.962	4	1.344	1:34.295	32	1.437	1:33.978
7	2.537	1:34.299	7	2.283	1:34.600	4	1.822	1:35.552
32	2.691	1:33.287	32	2.533	1:34.696	7	2.153	1:34.944
8	4.945	1:34.701	8	3.819	1:33.728	8	2.893	1:34.148
96	7.349	1:37.383	96	8.266	1:35.771	96	10.511	1:37.319
44	14.632	1:36.535	44	15.686	1:35.908	44	17.594	1:36.982
6	15.634	1:37.684	6	16.884	1:36.104	6	18.550	1:36.740
43	20.522	1:37.794	43	24.261	1:38.593	43	27.449	1:38.262
55	22.039	1:37.116	55	24.828	1:37.643	55	27.762	1:38.008
17	30.098	1:41.348	38	36.242	1:39.232	17	42.801	1:41.279
38	31.864	1:39.691	17	36.596	1:41.352	38	43.402	1:42.234
66	40.398	1:41.984	66	46.978	1:41.434	66	53.472	1:41.568
52	40.794	1:40.913	52	47.692	1:41.752	52	54.022	1:41.404

# 45 Minute 2 Driver Enduro

## RACE 10 - CLASSIFICATION

POS	NO	CL	NAME	ENTRY	LAPS	TIME	GAP	DIFF	MPH	BEST	ON
1	52		Andy ROBEY	BMW M3	18	29:16.644			57.17	1:27.738	5
2	70		ANDREW / VAN NIEROP	Seat Leon Cupra	18	29:51.197	34.553	34.553	56.07	1:30.080	5
3	27		HILL / DAVIES	Honda Civic	18	30:06.360	49.716	15.163	55.60	1:31.170	5
4	2		GREATREX / FREEMAN	Mini Cooper S	18	30:16.616	59.972	10.256	55.28	1:27.850	5
5	72		VAMPLEW / YUSUF	Caterham	18	30:32.223	1:15.579	15.607	54.81	1:34.426	4
6	40		COLLINS / COLLINS	Renault Clio	17	29:18.320	1 lap	1 lap	53.94	1:32.651	5
7	95		James OWEN	BMW Mini Cooper	17	29:45.022	1 lap	26.702	53.14	1:37.961	8
8	33		SCHOLES / MAWDSLEY	VW Golf	17	30:12.019	1 lap	26.997	52.35	1:37.436	17
9	77		SCOTT / WATERS	Toyota MR2	17	30:25.700	1 lap	13.681	51.95	1:36.991	3
10	13		DOBSON / DOBSON	Ford Escort XR3i	17	30:31.797	1 lap	6.097	51.78	1:34.431	12
11	94		YOUNG / MURPHY	Ford Fiesta XR2	16	29:54.973	2 laps	1 lap	49.73	1:42.780	5
12	6		MORRIS / PEARSON	Ford Escort XR3i	16	30:09.481	2 laps	14.508	49.34	1:45.038	6
13	19		HILL / MURTHA	Jaguar XJ6	16	30:31.380	2 laps	21.899	48.75	1:37.225	3
14	91		Vince FROST	Hillman Imp	16	30:59.937	2 laps	28.557	48.00	1:48.218	10
15	84		YOUNG / TONGUE	MG ZR	16	31:14.856	2 laps	14.919	47.61	1:38.340	14
16	11		KELLAHER / JONES	Ford Escort	15	29:30.074	3 laps	1 lap	47.28	1:39.754	6
17	3		GEORGE / MURTHA	Jaguar X300 Auto	14	30:40.669	4 laps	1 lap	42.44	1:46.067	10

### NOT CLASSIFIED

DNF	99		Neil HUNT	Radical Clubsport	16	28:48.533	2 laps	0.000	51.65	1:34.282	9
DNF	88		Martin BRAMWELL	Hillman Imp	11	20:39.464	7 laps	5 laps	49.52	1:48.056	3
DNF	9		MURPHY / HODGSON	Lotus 2/11	4	6:58.592	14 laps	7 laps	53.32	1:34.778	3
DNF	1		Chris PALMER	Jaguar XJS	2	3:29.880	16 laps	2 laps	53.17		

### FASTEST LAP

52	Andy ROBEY	BMW M3	5	1:27.738	63.59 mph	102.35 kph
----	------------	--------	---	----------	-----------	------------

Weather / Track : Rain / Wet

These results are provisional until the conclusion of any judicial and technical matters.

Anglesey Coastal  
Circuit Length = 1.5500 miles  
Start: 15:48 End: 16:20

Clerk of Course :	Timekeeper :
-------------------	--------------

**45 Minute 2 Driver Enduro**  
**RACE 10 - LAP CHART**

Lap 1			Lap 2			Lap 3			Lap 4			Lap 5		
No	Behind	Laptime	No	Behind	Laptime	No	Behind	Laptime	No	Behind	Laptime	No	Behind	Laptime
9		1:39.555	52		1:32.004	52		1:32.026	52		1:28.464	52		1:27.738
72	0.720	1:40.275	9	2.435	1:35.551	2	0.265	1:29.725	2	0.382	1:28.581	2	0.494	1:27.850
52	1.112	1:40.667	2	2.566	1:33.844	9	5.187	1:34.778	27	8.703	1:31.267	27	12.135	1:31.170
2	1.838	1:41.393	72	3.919	1:36.315	27	5.900	1:33.513	70	11.604	1:32.939	70	13.946	1:30.080
27	2.886	1:42.441	27	4.413	1:34.643	70	7.129	1:34.281	72	13.877	1:34.426	72	21.530	1:35.391
70	4.909	1:44.464	70	4.874	1:33.081	72	7.915	1:36.022	40	17.316	1:33.396	40	22.229	1:32.651
1	6.566	1:46.121	40	9.530	1:35.668	3	2 LAPS	4:54.709	19	28.156	1:38.570	19	37.711	1:37.293
40	6.978	1:46.533	19	12.851	1:37.802	40	12.384	1:34.880	77	29.309	1:38.272	77	39.901	1:38.330
19	8.165	1:47.720	77	14.536	1:38.690	19	18.050	1:37.225	3	2 LAPS	1:53.395	95	46.462	1:38.305
77	8.962	1:48.517	1	17.209	1:43.759 P	77	19.501	1:36.991	95	35.895	1:38.343	99	48.012	1:39.631
13	9.298	1:48.853	13	17.472	1:41.290	13	25.594	1:40.148	99	36.119	1:36.090	13	50.233	1:41.572
11	10.938	1:50.493	11	18.591	1:40.769	95	26.016	1:38.977	13	36.399	1:39.269	11	53.970	1:41.214
95	11.968	1:51.523	95	19.065	1:40.213	11	27.822	1:41.257	11	40.494	1:41.136	3	2 LAPS	1:51.900
94	12.243	1:51.798	99	24.018	1:39.289	99	28.493	1:36.501	9	45.431	2:08.708 P	33	1:02.929	1:40.455
84	17.526	1:57.081	94	26.904	1:47.777	94	38.248	1:43.370	33	50.212	1:39.976	94	1:08.868	1:42.780
99	17.845	1:57.400	33	31.428	1:45.519	33	38.700	1:39.298	94	53.826	1:44.042	6	1:21.915	1:45.606
33	19.025	1:58.580	6	32.856	1:46.930	6	46.651	1:45.821	6	1:04.047	1:45.860	84	1:24.167	1:44.696
6	19.042	1:58.597	84	33.399	1:48.989	84	49.420	1:48.047	84	1:07.209	1:46.253			
88	23.405	2:02.960	88	40.172	1:49.883	88	56.202	1:48.056	88	1:18.655	1:50.917			
91	24.650	2:04.205	91	41.935	1:50.401	91	59.406	1:49.497	91	1:19.880	1:48.938			

**45 Minute 2 Driver Enduro**  
**RACE 10 - LAP CHART**

Lap 6			Lap 7			Lap 8			Lap 9			Lap 10		
No	Behind	Laptime	No	Behind	Laptime	No	Behind	Laptime	No	Behind	Laptime	No	Behind	Laptime
52		1:27.739	52		1:27.747	52		1:29.436	52		1:30.449	52		1:34.373
2	0.643	1:27.888	2	0.758	1:27.862	2	0.286	1:28.964	11	1 LAP	1:41.610	2	0.247	1:32.174
88	1 LAP	1:50.597	6	1 LAP	1:45.038	33	1 LAP	1:43.179	2	2.446	1:32.609	77	2 LAPS	3:32.698 P
91	1 LAP	1:51.559	84	1 LAP	1:46.108	94	1 LAP	1:44.690	33	1 LAP	1:43.277	11	1 LAP	1:41.829
70	18.992	1:32.785	70	25.953	1:34.708	3	3 LAPS	1:49.506	94	1 LAP	1:43.748	19	2 LAPS	3:36.928 P
40	28.428	1:33.938	40	36.545	1:35.864	6	1 LAP	1:46.990 P	70	32.701	1:33.113	13	1 LAP	1:56.798 P
72	29.525	1:35.734	72	36.629	1:34.851	70	30.037	1:33.520	27	1 LAP	2:55.427 P	6	2 LAPS	3:00.173 P
27	37.941	1:53.545	88	1 LAP	1:50.695	84	1 LAP	1:49.531 P	3	3 LAPS	1:56.551 P	33	1 LAP	1:42.876
77	51.422	1:39.260	91	1 LAP	1:50.638	40	41.651	1:34.542	40	44.657	1:33.455	70	32.614	1:34.286
19	53.629	1:43.657	27	44.770	1:34.576 P	72	50.328	1:43.135	72	56.901	1:37.022	27	1 LAP	1:34.564
99	55.569	1:35.296	77	1:03.989	1:40.314 P	88	1 LAP	1:49.706	88	1 LAP	1:49.026	94	1 LAP	1:51.465 P
95	57.663	1:38.940	19	1:08.760	1:42.878 P	91	1 LAP	1:49.368	91	1 LAP	1:48.575	40	44.256	1:33.972
13	1:02.387	1:39.893	99	1:08.867	1:41.045	99	1:14.484	1:35.053	99	1:18.317	1:34.282	84	2 LAPS	3:19.818 P
11	1:05.985	1:39.754	95	1:10.859	1:40.943	95	1:19.384	1:37.961	95	1:29.749	1:40.814 P	72	1:00.095	1:37.567 P
33	1:17.051	1:41.861	13	1:16.270	1:41.630	13	1:27.544	1:40.710				99	1:24.763	1:40.819 P
3	2 LAPS	1:53.059	11	1:18.275	1:40.037									
94	1:24.725	1:43.596												

**45 Minute 2 Driver Enduro**  
**RACE 10 - LAP CHART**

Lap 11			Lap 12			Lap 13			Lap 14			Lap 15		
No	Behind	Laptime	No	Behind	Laptime	No	Behind	Laptime	No	Behind	Laptime	No	Behind	Laptime
52		1:30.690	52		1:30.585	52		1:30.619	52		1:32.175 P	52		3:28.522 P
88	2 LAPS	1:49.673	13	2 LAPS	2:53.155 P	95	2 LAPS	1:41.429	95	2 LAPS	1:39.667	95	1 LAP	1:39.198
91	2 LAPS	1:49.587	91	2 LAPS	1:48.218	2	1 LAP	3:10.352 P	3	5 LAPS	1:50.290	19	2 LAPS	1:52.522
2	1.444	1:31.887 P	88	2 LAPS	1:52.475	13	2 LAPS	1:45.119	2	1 LAP	1:40.650	11	2 LAPS	2:05.267 P
77	2 LAPS	1:41.927	77	2 LAPS	1:42.173	77	2 LAPS	1:41.945	99	2 LAPS	2:01.520	2	11.924	1:36.580
11	1 LAP	1:41.169	11	1 LAP	1:44.001 P	33	2 LAPS	2:58.273 P	70	1 LAP	2:44.199 P	70	12.835	1:37.131
19	2 LAPS	1:55.645	94	2 LAPS	3:02.563 P	91	2 LAPS	1:51.884 P	13	2 LAPS	1:34.431	99	1 LAP	1:39.398
70	37.380	1:35.456	70	46.336	1:39.541 P	27	1 LAP	1:34.250	33	2 LAPS	1:38.347	3	4 LAPS	1:49.430
33	1 LAP	1:46.298 P	27	1 LAP	1:34.201	88	2 LAPS	2:05.476 P	77	2 LAPS	1:41.700	33	1 LAP	1:37.509
27	1 LAP	1:33.931	40	55.078	1:38.310	40	58.983	1:34.524	27	1 LAP	1:34.822	27	35.312	1:35.725
6	2 LAPS	1:52.036	72	1 LAP	2:57.503 P	94	2 LAPS	1:49.815	40	1:02.097	1:35.289 P	13	1 LAP	1:43.302
40	47.353	1:33.787	19	2 LAPS	1:54.678	72	1 LAP	1:37.661	72	1 LAP	1:37.116	77	1 LAP	1:39.526
84	2 LAPS	1:42.522	6	2 LAPS	1:48.680	6	2 LAPS	1:49.653	94	2 LAPS	1:50.944	91	2 LAPS	1:51.534
3	4 LAPS	3:35.446 P	84	2 LAPS	1:46.331	19	2 LAPS	1:54.748	11	2 LAPS	4:05.550 P	72	53.585	1:37.511
95	1 LAP	3:02.966 P	99	1 LAP	2:59.282 P	84	2 LAPS	1:40.097	84	2 LAPS	1:39.925	40	58.029	3:24.454 P
			3	4 LAPS	1:47.468				6	2 LAPS	1:48.442	84	1 LAP	1:38.340
									19	2 LAPS	1:51.549			
									95	1 LAP	1:38.396			
									3	4 LAPS	1:46.067			
									2	2:03.866	1:44.799			
									70	2:04.226	1:36.485			

**45 Minute 2 Driver Enduro**  
**RACE 10 - LAP CHART**

Lap 16			Lap 17			Lap 18		
No	Behind	Laptime	No	Behind	Laptime	No	Behind	Laptime
52		1:32.285	52		1:30.626	52		1:30.499
94	2 LAPS	1:49.109	94	2 LAPS	1:49.340	40	1 LAP	1:59.778 P
95	1 LAP	1:39.647	95	1 LAP	1:39.256	11	3 LAPS	1:58.169 P
6	2 LAPS	1:49.442	70	26.278	1:36.637	95	1 LAP	1:38.444
70	20.267	1:39.717	6	2 LAPS	1:49.026	70	34.553	1:38.774
19	2 LAPS	1:54.132	27	45.210	1:38.044	94	2 LAPS	1:49.753
99	1 LAP	1:46.848	33	1 LAP	1:42.667	27	49.716	1:35.005
2	33.466	1:53.827	2	48.973	1:46.133	6	2 LAPS	1:48.198
33	1 LAP	1:37.951	19	2 LAPS	1:54.542	33	1 LAP	1:37.436
27	37.792	1:34.765	77	1 LAP	1:42.518	2	59.972	1:41.498
3	4 LAPS	1:52.172	13	1 LAP	1:43.134	77	1 LAP	1:42.802
77	1 LAP	1:39.902	99	1 LAP	2:02.203 P	19	2 LAPS	1:51.491
13	1 LAP	1:44.436	3	4 LAPS	1:50.697	13	1 LAP	1:44.122
72	58.527	1:37.227	72	1:06.303	1:38.402	72	1:15.579	1:39.775
40	1:03.023	1:37.279	91	2 LAPS	1:49.499	3	4 LAPS	1:49.979
91	2 LAPS	1:50.958				91	2 LAPS	1:51.671
11	2 LAPS	2:37.819 P				84	2 LAPS	3:29.439 P
84	1 LAP	1:38.590						