



Irish Car Races On Tour

Anglesey Coastal Circuit

3rd/4th July 2010



Results Provided by Timing Solutions Ltd
www.tsl-timing.com



Formula Libre

QUALIFYING - RACE 1 - CLASSIFICATION



| POS | NO | CL | NAME | ENTRY | TIME | ON | LAPS | GAP | DIFF | MPH |
|-----|-----|----|-----------------------|----------------|-----------------|----|------|--------------|-------|-------|
| 1 | 27 | | Paul DAGG | Dallara F304 | 1:03.273 | 6 | 7 | | | 88.18 |
| 2 | 3 | | Dan DALY | Reynard 92 D | 1:04.672 | 1 | 9 | 1.399 | 1.399 | 86.28 |
| 3 | 6 | | Stephen DALY | Tatuus Renault | 1:05.920 | 7 | 7 | 2.647 | 1.248 | 84.64 |
| 4 | 51 | | Eamon MATHESON | Mission T5 | 1:08.069 | 5 | 6 | 4.796 | 2.149 | 81.97 |
| 5 | 213 | | Alan KESSIE | Lola T87/50 | 1:09.304 | 6 | 9 | 6.031 | 1.235 | 80.51 |
| 6 | 19 | | John DOWNEY | Reynard 93 D | 1:09.521 | 7 | 9 | 6.248 | 0.217 | 80.26 |
| 7 | 5 | | Dermot NOLAN | Reynard 873 | 1:10.009 | 5 | 8 | 6.736 | 0.488 | 79.70 |
| 8 | 20 | | John DALY | Lola 93/50 | 1:11.883 | 6 | 8 | 8.610 | 1.874 | 77.62 |

CAR 51 - NO WORKING TRANSPONDER PLEASE FIX

Weather / Track : Cloudy / Dry

These results are provisional until the conclusion of any judicial and technical matters.

Anglesey Coastal
Circuit Length = 1.5500 miles
Start: 10:14 End: 10:30

Clerk of Course :

Timekeeper :

Formula Libre
QUALIFYING - RACE 1 - LAP ANALYSIS



| | | | | | | | |
|------------|-----------------------|----------|----------------|-----|-----------------|------------|---------------------|
| 3 | Dan DALY | | Reynard 92 D | | | | |
| 1 - | 1:04.672 | | 10:19:56.236 | 6 - | 1:05.583 | + 0.911 | 10:25:24.655 |
| 2 - | 1:05.697 | + 1.025 | 10:21:01.933 | 7 - | 1:06.154 | + 1.482 | 10:26:30.809 |
| 3 - | 1:06.179 | + 1.507 | 10:22:08.112 | 8 - | 1:05.493 | + 0.821 | 10:27:36.302 |
| 4 - | 1:05.429 | + 0.757 | 10:23:13.541 | 9 - | 1:44.857 P | + 40.185 | 10:29:21.159 |
| 5 - | 1:05.531 | + 0.859 | 10:24:19.072 | | | | |
| 5 | Dermot NOLAN | | Reynard 873 | | | | |
| 1 - | 1:17.237 | + 7.228 | 10:22:19.063 | 5 - | 1:10.009 | | 10:27:00.552 |
| 2 - | 1:10.650 | + 0.641 | 10:23:29.713 | 6 - | 1:18.429 | + 8.420 | 10:28:18.981 |
| 3 - | 1:10.590 | + 0.581 | 10:24:40.303 | 7 - | 1:11.572 | + 1.563 | 10:29:30.553 |
| 4 - | 1:10.240 | + 0.231 | 10:25:50.543 | 8 - | 1:10.035 | + 0.026 | 10:30:40.588 |
| 6 | Stephen DALY | | Tatuus Renault | | | | |
| 1 - | 1:06.483 | + 0.563 | 10:23:05.762 | 5 - | 1:06.422 | + 0.502 | 10:28:17.212 |
| 2 - | 1:21.065 | + 15.145 | 10:24:26.827 | 6 - | 1:06.483 | + 0.563 | 10:29:23.695 |
| 3 - | 1:24.828 | + 18.908 | 10:25:51.655 | 7 - | 1:05.920 | | 10:30:29.615 |
| 4 - | 1:19.135 | + 13.215 | 10:27:10.790 | | | | |
| 19 | John DOWNEY | | Reynard 93 D | | | | |
| 1 - | 1:27.282 | + 17.761 | 10:16:39.525 | 6 - | 1:10.248 | + 0.727 | 10:22:45.315 |
| 2 - | 1:15.260 | + 5.739 | 10:17:54.785 | 7 - | 1:09.521 | | 10:23:54.836 |
| 3 - | 1:09.609 | + 0.088 | 10:19:04.394 | 8 - | 1:10.305 | + 0.784 | 10:25:05.141 |
| 4 - | 1:19.931 | + 10.410 | 10:20:24.325 | 9 - | 3:55.007 P | + 2:45.486 | 10:29:00.148 |
| 5 - | 1:10.742 | + 1.221 | 10:21:35.067 | | | | |
| 20 | John DALY | | Lola 93/50 | | | | |
| 1 - | 1:14.547 | + 2.664 | 10:21:43.181 | 5 - | 1:12.721 | + 0.838 | 10:26:35.876 |
| 2 - | 1:15.697 | + 3.814 | 10:22:58.878 | 6 - | 1:11.883 | | 10:27:47.759 |
| 3 - | 1:12.337 | + 0.454 | 10:24:11.215 | 7 - | 1:12.380 | + 0.497 | 10:29:00.139 |
| 4 - | 1:11.940 | + 0.057 | 10:25:23.155 | 8 - | 1:11.963 | + 0.080 | 10:30:12.102 |
| 27 | Paul DAGG | | Dallara F304 | | | | |
| 1 - | 1:14.319 | + 11.046 | 10:16:29.436 | 5 - | 1:11.816 | + 8.543 | 10:21:11.439 |
| 2 - | 1:05.258 | + 1.985 | 10:17:34.694 | 6 - | 1:03.273 | | 10:22:14.712 |
| 3 - | 1:04.117 | + 0.844 | 10:18:38.811 | 7 - | 1:42.004 P | + 38.731 | 10:23:56.716 |
| 4 - | 1:20.812 | + 17.539 | 10:19:59.623 | | | | |
| 51 | Eamon MATHESON | | Mission T5 | | | | |
| 1 - | 1:14.628 | + 6.559 | 10:19:34.628 | 4 - | 1:08.633 | + 0.564 | 10:22:59.622 |
| 2 - | 1:08.269 | + 0.200 | 10:20:42.897 | 5 - | 1:08.069 | | 10:24:07.691 |
| 3 - | 1:08.092 | + 0.023 | 10:21:50.989 | 6 - | 1:08.372 | + 0.303 | 10:25:16.063 |
| 213 | Alan KESSIE | | Lola T87/50 | | | | |
| 1 - | 1:21.254 | + 11.950 | 10:17:20.796 | 6 - | 1:09.304 | | 10:23:18.848 |
| 2 - | 1:14.581 | + 5.277 | 10:18:35.377 | 7 - | 1:12.666 | + 3.362 | 10:24:31.514 |
| 3 - | 1:13.452 | + 4.148 | 10:19:48.829 | 8 - | 1:14.929 | + 5.625 | 10:25:46.443 |
| 4 - | 1:10.277 | + 0.973 | 10:20:59.106 | 9 - | 1:23.976 P | + 14.672 | 10:27:10.419 |
| 5 - | 1:10.438 | + 1.134 | 10:22:09.544 | | | | |


CAR 51 - NO WORKING TRANSPONDER PLEASE FIX

Weather / Track : Cloudy / Dry

Anglesey Coastal
 Circuit Length = 1.5500 miles
 Start: 10:14 End: 10:30

Formula Libre

RACE 1 - GRID

| | | |
|--|---------------------------------|-------------------------------|
| ROW 4 | 1:11.883 20 John DALY | 1:10.009 5 Dermot NOLAN |
| ROW 3 | 1:09.521 19 John DOWNEY | 1:09.304 213 Alan KESSIE |
| ROW 2 | 1:08.069 51 Eamon MATHESON | 1:05.920 6 Stephen DALY |
| ROW 1 | 1:04.672 3 Dan DALY | 1:03.273 27 Paul DAGG |
| Pole | | |
|  | | |

Anglesey Coastal
Circuit Length = 1.5500 miles

These results are provisional until the conclusion of any judicial and technical matters.

Clerk of Course :

Timekeeper :



Dunlop Abarth Cup QUALIFYING - RACE 2 - CLASSIFICATION



| POS | NO | CL | NAME | ENTRY | TIME | ON | LAPS | GAP | DIFF | MPH |
|-----|----|----|--------------------|--------------|----------|----|------|-------|-------|-------|
| 1 | 19 | | Clive PRATT | Punto Abarth | 1:21.601 | 4 | 10 | | | 68.38 |
| 2 | 12 | | John DENNING | Punto Abarth | 1:21.931 | 4 | 4 | 0.330 | 0.330 | 68.10 |
| 3 | 11 | | Noel GREENE | Punto Abarth | 1:21.948 | 3 | 11 | 0.347 | 0.017 | 68.09 |
| 4 | 2 | | Alaster KELLETT | Punto Abarth | 1:22.072 | 3 | 10 | 0.471 | 0.124 | 67.98 |
| 5 | 3 | | Gordon KELLETT | Punto Abarth | 1:22.095 | 8 | 11 | 0.494 | 0.023 | 67.97 |
| 6 | 42 | | Gary MILLER | Punto Abarth | 1:22.281 | 9 | 10 | 0.680 | 0.186 | 67.81 |
| 7 | 15 | | Barry-John McHENRY | Punto Abarth | 1:22.310 | 9 | 11 | 0.709 | 0.029 | 67.79 |
| 8 | 5 | | Nigel PRATT | Punto Abarth | 1:22.342 | 9 | 10 | 0.741 | 0.032 | 67.76 |
| 9 | 7 | | Barry McMAHON | Punto Abarth | 1:22.910 | 11 | 11 | 1.309 | 0.568 | 67.30 |
| 10 | 41 | | Arthur McMAHON | Punto Abarth | 1:22.922 | 11 | 11 | 1.321 | 0.012 | 67.29 |
| 11 | 6 | | Simon QUINN | Punto Abarth | 1:23.073 | 8 | 10 | 1.472 | 0.151 | 67.17 |
| 12 | 10 | | Roger McMAHON | Punto Abarth | 1:23.616 | 6 | 11 | 2.015 | 0.543 | 66.73 |

CAR 6 - NO WORKING TRANSPONDER PLEASE FIX

Weather / Track : Cloudy / Dry

These results are provisional until the conclusion of any judicial and technical matters.

Anglesey Coastal

Circuit Length = 1.5500 miles

Start: 10:33 End: 10:49

Clerk of Course :

Timekeeper :

Dunlop Abarth Cup

QUALIFYING - RACE 2 - 2ND FASTEST CLASSIFICATION

| POS | NO | CL | NAME | ENTRY | TIME | ON | LAPS | GAP | DIFF | MPH |
|-----|----|----|--------------------|--------------|----------|----|------|-------|-------|-------|
| 1 | 19 | | Clive PRATT | Punto Abarth | 1:21.841 | 8 | 10 | | | 68.18 |
| 2 | 11 | | Noel GREENE | Punto Abarth | 1:21.975 | 4 | 11 | 0.134 | 0.134 | 68.06 |
| 3 | 2 | | Alaster KELLETT | Punto Abarth | 1:22.120 | 5 | 10 | 0.279 | 0.145 | 67.94 |
| 4 | 3 | | Gordon KELLETT | Punto Abarth | 1:22.154 | 9 | 11 | 0.313 | 0.034 | 67.92 |
| 5 | 42 | | Gary MILLER | Punto Abarth | 1:22.299 | 6 | 10 | 0.458 | 0.145 | 67.80 |
| 6 | 15 | | Barry-John McHENRY | Punto Abarth | 1:22.349 | 8 | 11 | 0.508 | 0.050 | 67.76 |
| 7 | 5 | | Nigel PRATT | Punto Abarth | 1:22.351 | 10 | 10 | 0.510 | 0.002 | 67.75 |
| 8 | 12 | | John DENNING | Punto Abarth | 1:22.595 | 3 | 4 | 0.754 | 0.244 | 67.55 |
| 9 | 7 | | Barry McMAHON | Punto Abarth | 1:22.918 | 7 | 11 | 1.077 | 0.323 | 67.29 |
| 10 | 41 | | Arthur McMAHON | Punto Abarth | 1:22.930 | 10 | 11 | 1.089 | 0.012 | 67.28 |
| 11 | 6 | | Simon QUINN | Punto Abarth | 1:23.359 | 6 | 10 | 1.518 | 0.429 | 66.93 |
| 12 | 10 | | Roger McMAHON | Punto Abarth | 1:23.732 | 8 | 11 | 1.891 | 0.373 | 66.64 |

CAR 6 - NO WORKING TRANSPONDER PLEASE FIX

Weather / Track : Cloudy / Dry

These results are provisional until the conclusion of any judicial and technical matters.

Anglesey Coastal

Circuit Length = 1.5500 miles

Start: 10:33 End: 10:49

| | | |
|-------------------|--|--------------|
| Clerk of Course : | | Timekeeper : |
|-------------------|--|--------------|

Dunlop Abarth Cup

QUALIFYING - RACE 2 - 3RD FASTEST CLASSIFICATION

| POS | NO | CL | NAME | ENTRY | TIME | ON | LAPS | GAP | DIFF | MPH |
|-----|----|----|--------------------|--------------|----------|----|------|-------|-------|-------|
| 1 | 19 | | Clive PRATT | Punto Abarth | 1:22.021 | 2 | 10 | | | 68.03 |
| 2 | 11 | | Noel GREENE | Punto Abarth | 1:22.044 | 7 | 11 | 0.023 | 0.023 | 68.01 |
| 3 | 2 | | Alaster KELLETT | Punto Abarth | 1:22.127 | 9 | 10 | 0.106 | 0.083 | 67.94 |
| 4 | 3 | | Gordon KELLETT | Punto Abarth | 1:22.305 | 2 | 11 | 0.284 | 0.178 | 67.79 |
| 5 | 5 | | Nigel PRATT | Punto Abarth | 1:22.361 | 3 | 10 | 0.340 | 0.056 | 67.75 |
| 6 | 15 | | Barry-John McHENRY | Punto Abarth | 1:22.400 | 11 | 11 | 0.379 | 0.039 | 67.71 |
| 7 | 42 | | Gary MILLER | Punto Abarth | 1:22.853 | 4 | 10 | 0.832 | 0.453 | 67.34 |
| 8 | 41 | | Arthur McMAHON | Punto Abarth | 1:23.123 | 7 | 11 | 1.102 | 0.270 | 67.12 |
| 9 | 7 | | Barry McMAHON | Punto Abarth | 1:23.191 | 5 | 11 | 1.170 | 0.068 | 67.07 |
| 10 | 6 | | Simon QUINN | Punto Abarth | 1:23.446 | 5 | 10 | 1.425 | 0.255 | 66.87 |
| 11 | 10 | | Roger McMAHON | Punto Abarth | 1:23.791 | 10 | 11 | 1.770 | 0.345 | 66.59 |
| 12 | 12 | | John DENNING | Punto Abarth | 1:31.751 | 2 | 4 | 9.730 | 7.960 | 60.81 |

CAR 6 - NO WORKING TRANSPONDER PLEASE FIX

Weather / Track : Cloudy / Dry

These results are provisional until the conclusion of any judicial and technical matters.

Anglesey Coastal

Circuit Length = 1.5500 miles

Start: 10:33 End: 10:49

Clerk of Course :

Timekeeper :

Dunlop Abarth Cup

QUALIFYING - RACE 2 - LAP ANALYSIS



| | | | | | | | | | |
|-----------|---------------------------|----------|---------------------|------|-----------------|------------|---------------------|--|--|
| 2 | Alaster KELLETT | | | | | | Punto Abarth | | |
| 1 - | 2:08.315 | + 46.243 | 10:35:39.331 | 6 - | 1:22.134 | + 0.062 | 10:42:38.905 | | |
| 2 - | 1:31.054 | + 8.982 | 10:37:10.385 | 7 - | 1:26.950 P | + 4.878 | 10:44:05.855 | | |
| 3 - | 1:22.072 | | 10:38:32.457 | 8 - | 2:28.021 | + 1:05.949 | 10:46:33.876 | | |
| 4 - | 1:22.194 | + 0.122 | 10:39:54.651 | 9 - | 1:22.127 | + 0.055 | 10:47:56.003 | | |
| 5 - | 1:22.120 | + 0.048 | 10:41:16.771 | 10 - | 1:22.360 | + 0.288 | 10:49:18.363 | | |
| 3 | Gordon KELLETT | | | | | | Punto Abarth | | |
| 1 - | 1:46.515 | + 24.420 | 10:35:15.465 | 7 - | 1:22.435 | + 0.340 | 10:43:31.229 | | |
| 2 - | 1:22.305 | + 0.210 | 10:36:37.770 | 8 - | 1:22.095 | | 10:44:53.324 | | |
| 3 - | 1:22.461 | + 0.366 | 10:38:00.231 | 9 - | 1:22.154 | + 0.059 | 10:46:15.478 | | |
| 4 - | 1:22.774 | + 0.679 | 10:39:23.005 | 10 - | 1:30.206 | + 8.111 | 10:47:45.684 | | |
| 5 - | 1:23.360 | + 1.265 | 10:40:46.365 | 11 - | 1:28.008 P | + 5.913 | 10:49:13.692 | | |
| 6 - | 1:22.429 | + 0.334 | 10:42:08.794 | | | | | | |
| 5 | Nigel PRATT | | | | | | Punto Abarth | | |
| 1 - | 1:52.224 | + 29.882 | 10:35:36.199 | 6 - | 1:27.516 | + 5.174 | 10:42:35.453 | | |
| 2 - | 1:23.145 | + 0.803 | 10:36:59.344 | 7 - | 1:38.191 | + 15.849 | 10:44:13.644 | | |
| 3 - | 1:22.361 | + 0.019 | 10:38:21.705 | 8 - | 1:22.669 | + 0.327 | 10:45:36.313 | | |
| 4 - | 1:22.422 | + 0.080 | 10:39:44.127 | 9 - | 1:22.342 | | 10:46:58.655 | | |
| 5 - | 1:23.810 | + 1.468 | 10:41:07.937 | 10 - | 1:22.351 | + 0.009 | 10:48:21.006 | | |
| 6 | Simon QUINN | | | | | | Punto Abarth | | |
| 1 - | 1:52.904 | + 29.831 | 10:35:25.796 | 6 - | 1:23.359 | + 0.286 | 10:42:30.183 | | |
| 2 - | 1:23.730 | + 0.657 | 10:36:49.526 | 7 - | 1:50.086 | + 27.013 | 10:44:20.269 | | |
| 3 - | 1:27.831 | + 4.758 | 10:38:17.357 | 8 - | 1:23.073 | | 10:45:43.342 | | |
| 4 - | 1:26.021 | + 2.948 | 10:39:43.378 | 9 - | 1:29.853 | + 6.780 | 10:47:13.195 | | |
| 5 - | 1:23.446 | + 0.373 | 10:41:06.824 | 10 - | 1:28.025 | + 4.952 | 10:48:41.220 | | |
| 7 | Barry McMAHON | | | | | | Punto Abarth | | |
| 1 - | 1:33.134 | + 10.224 | 10:34:56.811 | 7 - | 1:22.918 | + 0.008 | 10:43:28.614 | | |
| 2 - | 1:24.302 | + 1.392 | 10:36:21.113 | 8 - | 1:28.628 | + 5.718 | 10:44:57.242 | | |
| 3 - | 1:23.484 | + 0.574 | 10:37:44.597 | 9 - | 1:32.205 | + 9.295 | 10:46:29.447 | | |
| 4 - | 1:23.260 | + 0.350 | 10:39:07.857 | 10 - | 1:29.248 | + 6.338 | 10:47:58.695 | | |
| 5 - | 1:23.191 | + 0.281 | 10:40:31.048 | 11 - | 1:22.910 | | 10:49:21.605 | | |
| 6 - | 1:34.648 | + 11.738 | 10:42:05.696 | | | | | | |
| 10 | Roger McMAHON | | | | | | Punto Abarth | | |
| 1 - | 1:33.855 | + 10.239 | 10:35:00.464 | 7 - | 1:23.843 | + 0.227 | 10:43:25.302 | | |
| 2 - | 1:24.709 | + 1.093 | 10:36:25.173 | 8 - | 1:23.732 | + 0.116 | 10:44:49.034 | | |
| 3 - | 1:24.277 | + 0.661 | 10:37:49.450 | 9 - | 1:30.365 | + 6.749 | 10:46:19.399 | | |
| 4 - | 1:24.212 | + 0.596 | 10:39:13.662 | 10 - | 1:23.791 | + 0.175 | 10:47:43.190 | | |
| 5 - | 1:24.181 | + 0.565 | 10:40:37.843 | 11 - | 1:28.722 | + 5.106 | 10:49:11.912 | | |
| 6 - | 1:23.616 | | 10:42:01.459 | | | | | | |
| 11 | Noel GREENE | | | | | | Punto Abarth | | |
| 1 - | 1:30.329 | + 8.381 | 10:34:50.020 | 7 - | 1:22.044 | + 0.096 | 10:43:09.361 | | |
| 2 - | 1:22.472 | + 0.524 | 10:36:12.492 | 8 - | 1:22.389 | + 0.441 | 10:44:31.750 | | |
| 3 - | 1:21.948 | | 10:37:34.440 | 9 - | 1:22.310 | + 0.362 | 10:45:54.060 | | |
| 4 - | 1:21.975 | + 0.027 | 10:38:56.415 | 10 - | 1:22.354 | + 0.406 | 10:47:16.414 | | |
| 5 - | 1:22.243 | + 0.295 | 10:40:18.658 | 11 - | 1:22.602 | + 0.654 | 10:48:39.016 | | |
| 6 - | 1:28.659 | + 6.711 | 10:41:47.317 | | | | | | |
| 12 | John DENNING | | | | | | Punto Abarth | | |
| 1 - | 1:57.401 | + 35.470 | 10:35:25.072 | 3 - | 1:22.595 | + 0.664 | 10:38:19.418 | | |
| 2 - | 1:31.751 | + 9.820 | 10:36:56.823 | 4 - | 1:21.931 | | 10:39:41.349 | | |
| 15 | Barry-John McHENRY | | | | | | Punto Abarth | | |
| 1 - | 1:57.098 | + 34.788 | 10:35:31.817 | 7 - | 1:22.631 | + 0.321 | 10:43:53.313 | | |

CAR 6 - NO WORKING TRANSPONDER PLEASE FIX

Weather / Track : Cloudy / Dry

Anglesey Coastal
Circuit Length = 1.5500 miles
Start: 10:33 End: 10:49

Dunlop Abarth Cup
QUALIFYING - RACE 2 - LAP ANALYSIS



| | | | | | | | |
|-----------|------------------------------------|----------|---------------------|------|-----------------|----------|---------------------|
| 2 - | 1:23.314 | + 1.004 | 10:36:55.131 | 8 - | 1:22.349 | + 0.039 | 10:45:15.662 |
| 3 - | 1:24.899 | + 2.589 | 10:38:20.030 | 9 - | 1:22.310 | | 10:46:37.972 |
| 4 - | 1:23.785 | + 1.475 | 10:39:43.815 | 10 - | 1:22.577 | + 0.267 | 10:48:00.549 |
| 5 - | 1:23.684 | + 1.374 | 10:41:07.499 | 11 - | 1:22.400 | + 0.090 | 10:49:22.949 |
| 6 - | 1:23.183 | + 0.873 | 10:42:30.682 | | | | |
| 19 | Clive PRATT Punto Abarth | | | | | | |
| 1 - | 1:54.310 | + 32.709 | 10:35:34.093 | 6 - | 1:22.238 | + 0.637 | 10:42:24.887 |
| 2 - | 1:22.021 | + 0.420 | 10:36:56.114 | 7 - | 1:22.335 | + 0.734 | 10:43:47.222 |
| 3 - | 1:22.650 | + 1.049 | 10:38:18.764 | 8 - | 1:21.841 | + 0.240 | 10:45:09.063 |
| 4 - | 1:21.601 | | 10:39:40.365 | 9 - | 1:46.072 | + 24.471 | 10:46:55.135 |
| 5 - | 1:22.284 | + 0.683 | 10:41:02.649 | 10 - | 1:24.914 | + 3.313 | 10:48:20.049 |
| 41 | Arthur McMAHON Punto Abarth | | | | | | |
| 1 - | 1:30.253 | + 7.331 | 10:34:51.576 | 7 - | 1:23.123 | + 0.201 | 10:43:26.288 |
| 2 - | 1:23.393 | + 0.471 | 10:36:14.969 | 8 - | 1:23.430 | + 0.508 | 10:44:49.718 |
| 3 - | 1:25.046 | + 2.124 | 10:37:40.015 | 9 - | 1:32.897 | + 9.975 | 10:46:22.615 |
| 4 - | 1:23.459 | + 0.537 | 10:39:03.474 | 10 - | 1:22.930 | + 0.008 | 10:47:45.545 |
| 5 - | 1:23.144 | + 0.222 | 10:40:26.618 | 11 - | 1:22.922 | | 10:49:08.467 |
| 6 - | 1:36.547 | + 13.625 | 10:42:03.165 | | | | |
| 42 | Gary MILLER Punto Abarth | | | | | | |
| 1 - | 1:57.455 | + 35.174 | 10:35:29.607 | 6 - | 1:22.299 | + 0.018 | 10:42:34.583 |
| 2 - | 1:23.282 | + 1.001 | 10:36:52.889 | 7 - | 1:23.018 | + 0.737 | 10:43:57.601 |
| 3 - | 1:23.218 | + 0.937 | 10:38:16.107 | 8 - | 1:23.009 | + 0.728 | 10:45:20.610 |
| 4 - | 1:22.853 | + 0.572 | 10:39:38.960 | 9 - | 1:22.281 | | 10:46:42.891 |
| 5 - | 1:33.324 | + 11.043 | 10:41:12.284 | 10 - | 1:23.145 | + 0.864 | 10:48:06.036 |


CAR 6 - NO WORKING TRANSPONDER PLEASE FIX

Weather / Track : Cloudy / Dry

Anglesey Coastal
 Circuit Length = 1.5500 miles
 Start: 10:33 End: 10:49

Dunlop Abarth Cup

RACE 2 - GRID

| | | |
|--|-------------------------------|-----------------------------------|
| ROW 6 | 1:23.616 10 Roger McMAHON | 1:23.073 6 Simon QUINN |
| ROW 5 | 1:22.922 41 Arthur McMAHON | 1:22.910 7 Barry McMAHON |
| ROW 4 | 1:22.342 5 Nigel PRATT | 1:22.310 15 Barry-John McHENRY |
| ROW 3 | 1:22.281 42 Gary MILLER | 1:22.095 3 Gordon KELLETT |
| ROW 2 | 1:22.072 2 Alaster KELLETT | 1:21.948 11 Noel GREENE |
| ROW 1 | 1:21.931 12 John DENNING | 1:21.601 19 Clive PRATT |
| Pole | | |
|  | | |


Anglesey Coastal
Circuit Length = 1.5500 miles

These results are provisional until the conclusion of any judicial and technical matters.

| | | |
|-------------------|--|--------------|
| Clerk of Course : | | Timekeeper : |
|-------------------|--|--------------|

Dunlop Abarth Cup

RACE 6 - GRID - AMENDED

| | | |
|--|-------------------------------|-------------------------------|
| ROW 5 | 1:23.732 10 Roger McMAHON | 1:23.359 6 Simon QUINN |
| ROW 4 | 1:22.930 41 Arthur McMAHON | 1:22.918 7 Barry McMAHON |
| ROW 3 | 1:22.595 12 John DENNING | 1:22.351 5 Nigel PRATT |
| ROW 2 | 1:21.841 19 Clive PRATT | 1:22.120 2 Alaster KELLETT |
| ROW 1 | 1:22.154 3 Gordon KELLETT | 1:22.299 42 Gary MILLER |
| Pole | | |
|  | | |


Anglesey Coastal
Circuit Length = 1.5500 miles

These results are provisional until the conclusion of any judicial and technical matters.

| | | |
|-------------------|--|--------------|
| Clerk of Course : | | Timekeeper : |
|-------------------|--|--------------|

Dunlop Abarth Cup

RACE 8 - GRID

| | | |
|--|-------------------------------------|---------------------------------|
| ROW 6 | 1:31.751 12 John DENNING | 1:23.791 10 Roger McMAHON |
| ROW 5 | 1:23.446 6 Simon QUINN | 1:23.191 7 Barry McMAHON |
| ROW 4 | 1:23.123 41 Arthur McMAHON | 1:22.853 42 Gary MILLER |
| ROW 3 | 1:22.400 15 Barry-John McHENRY | 1:22.361 5 Nigel PRATT |
| ROW 2 | 1:22.305 3 Gordon KELLETT | 1:22.127 2 Alaster KELLETT |
| ROW 1 | 1:22.044 11 Noel GREENE | 1:22.021 19 Clive PRATT |
| Pole | | |
|  | | |


Anglesey Coastal
Circuit Length = 1.5500 miles

These results are provisional until the conclusion of any judicial and technical matters.

| | | |
|-------------------|--|--------------|
| Clerk of Course : | | Timekeeper : |
|-------------------|--|--------------|

Dunlop Abarth Cup

RACE 11 - GRID

| | | |
|--|-------------------------------|-------------------------------|
| ROW 4 | 1:21.601 19 Clive PRATT | |
| ROW 3 | 1:22.072 2 Alaster KELLETT | 1:22.342 5 Nigel PRATT |
| ROW 2 | 1:22.910 7 Barry McMAHON | 1:22.922 41 Arthur McMAHON |
| ROW 1 | 1:23.073 6 Simon QUINN | 1:23.616 10 Roger McMAHON |
| Pole | | |
|  | | |

Anglesey Coastal
Circuit Length = 1.5500 miles

| | | |
|-------------------|--|--------------|
| Clerk of Course : | | Timekeeper : |
|-------------------|--|--------------|



Historics

QUALIFYING - RACE 3 - CLASSIFICATION



| POS | NO | CL | NAME | ENTRY | TIME | ON | LAPS | GAP | DIFF | MPH |
|-----|-----|----|-------------------|-------------------|----------|----|------|--------|-------|-------|
| 1 | 212 | | Michael DOYLE | Lola 212 | 1:13.742 | 4 | 7 | | | 75.66 |
| 2 | 49 | | Philip JONES | Porsche 996 Turbo | 1:16.141 | 4 | 8 | 2.399 | 2.399 | 73.28 |
| 3 | 23 | | Jackie COCHRANE | Sunbeam Tiger | 1:16.645 | 6 | 10 | 2.903 | 0.504 | 72.80 |
| 4 | 69 | | Pat O'SULLIVAN | Porsche 996 | 1:16.770 | 7 | 11 | 3.028 | 0.125 | 72.68 |
| 5 | 89 | | Bernard FOLEY | MG B | 1:20.650 | 3 | 9 | 6.908 | 3.880 | 69.18 |
| 6 | 47 | | Clive BRANDON | Lotus Type 47 | 1:20.732 | 3 | 8 | 6.990 | 0.082 | 69.11 |
| 7 | 6 | | Edmund CASSIDY | Sunbeam Tiger | 1:20.849 | 4 | 7 | 7.107 | 0.117 | 69.01 |
| 8 | 253 | | Leo NULTY | Davrian Imp | 1:21.990 | 4 | 8 | 8.248 | 1.141 | 68.05 |
| 9 | 32 | | Stephen DOYLE | Lotus Elan | 1:24.623 | 7 | 7 | 10.881 | 2.633 | 65.93 |
| 10 | 42 | | Matt DUNNE | MG Midget | 1:25.322 | 7 | 10 | 11.580 | 0.699 | 65.39 |
| 11 | 14 | | Colin ROONEY | Sunbeam Imp | 1:26.609 | 6 | 9 | 12.867 | 1.287 | 64.42 |
| 12 | 53 | | Garth MAXWELL | MG B GT V8 | 1:29.880 | 4 | 6 | 16.138 | 3.271 | 62.08 |
| 13 | 62 | | Barry SMITH | MG Midget | 1:30.375 | 7 | 8 | 16.633 | 0.495 | 61.74 |
| 14 | 77 | | Mark KELLY | MG Midget | 1:30.903 | 7 | 8 | 17.161 | 0.528 | 61.38 |
| 15 | 99 | | Martin O'SULLIVAN | MG Midget | 1:38.505 | 4 | 8 | 24.763 | 7.602 | 56.64 |
| 16 | 114 | | Megan KESSIE | Ginetta G20 Coupe | 1:45.347 | 2 | 2 | 31.605 | 6.842 | 52.96 |
| 17 | 37 | | Noel KAVANAGH | MG B Roadster | 1:46.085 | 5 | 8 | 32.343 | 0.738 | 52.59 |

CARS 53, 114, 212 - NO WORKING TRANSPONDERS YOU MUST FIX FOR RACE

Weather / Track : Cloudy / Dry

These results are provisional until the conclusion of any judicial and technical matters.

Anglesey Coastal

Circuit Length = 1.5500 miles

Start: 10:55 End: 11:12

Clerk of Course :

Timekeeper :

Historics

QUALIFYING - RACE 3 - LAP ANALYSIS



| | | | | | | | |
|-----------|------------------------|----------|---------------------|------|-----------------|------------|---------------------|
| 6 | Edmund CASSIDY | | Sunbeam Tiger | | | | |
| 1 - | 1:36.126 | + 15.277 | 10:57:21.671 | 5 - | 1:22.553 | + 1.704 | 11:02:56.237 |
| 2 - | 1:28.812 | + 7.963 | 10:58:50.483 | 6 - | 1:52.170 P | + 31.321 | 11:04:48.407 |
| 3 - | 1:22.352 | + 1.503 | 11:00:12.835 | 7 - | 6:37.641 P | + 5:16.792 | 11:11:26.048 |
| 4 - | 1:20.849 | | 11:01:33.684 | | | | |
| 14 | Colin ROONEY | | Sunbeam Imp | | | | |
| 1 - | 1:44.283 | + 17.674 | 10:57:45.830 | 6 - | 1:26.609 | | 11:05:04.994 |
| 2 - | 1:29.886 | + 3.277 | 10:59:15.716 | 7 - | 1:28.281 | + 1.672 | 11:06:33.275 |
| 3 - | 1:28.727 | + 2.118 | 11:00:44.443 | 8 - | 1:28.519 | + 1.910 | 11:08:01.794 |
| 4 - | 1:27.265 | + 0.656 | 11:02:11.708 | 9 - | 1:58.740 P | + 32.131 | 11:10:00.534 |
| 5 - | 1:26.677 | + 0.068 | 11:03:38.385 | | | | |
| 23 | Jackie COCHRANE | | Sunbeam Tiger | | | | |
| 1 - | 1:29.140 | + 12.495 | 10:56:59.117 | 6 - | 1:16.645 | | 11:03:26.724 |
| 2 - | 1:17.193 | + 0.548 | 10:58:16.310 | 7 - | 1:17.191 | + 0.546 | 11:04:43.915 |
| 3 - | 1:16.919 | + 0.274 | 10:59:33.229 | 8 - | 1:17.190 | + 0.545 | 11:06:01.105 |
| 4 - | 1:18.586 | + 1.941 | 11:00:51.815 | 9 - | 1:21.509 | + 4.864 | 11:07:22.614 |
| 5 - | 1:18.264 | + 1.619 | 11:02:10.079 | 10 - | 1:55.659 P | + 39.014 | 11:09:18.273 |
| 32 | Stephen DOYLE | | Lotus Elan | | | | |
| 1 - | 1:39.103 | + 14.480 | 10:57:01.717 | 5 - | 1:24.740 | + 0.117 | 11:02:49.202 |
| 2 - | 1:28.348 | + 3.725 | 10:58:30.065 | 6 - | 1:26.904 | + 2.281 | 11:04:16.106 |
| 3 - | 1:28.048 | + 3.425 | 10:59:58.113 | 7 - | 1:24.623 | | 11:05:40.729 |
| 4 - | 1:26.349 | + 1.726 | 11:01:24.462 | | | | |
| 37 | Noel KAVANAGH | | MG B Roadster | | | | |
| 1 - | 1:54.409 | + 8.324 | 10:57:42.839 | 5 - | 1:46.085 | | 11:04:52.240 |
| 2 - | 1:48.140 | + 2.055 | 10:59:30.979 | 6 - | 1:51.363 | + 5.278 | 11:06:43.603 |
| 3 - | 1:48.625 | + 2.540 | 11:01:19.604 | 7 - | 1:48.639 | + 2.554 | 11:08:32.242 |
| 4 - | 1:46.551 | + 0.466 | 11:03:06.155 | 8 - | 1:50.223 | + 4.138 | 11:10:22.465 |
| 42 | Matt DUNNE | | MG Midget | | | | |
| 1 - | 1:42.588 | + 17.266 | 10:57:25.073 | 6 - | 1:26.706 | + 1.384 | 11:04:48.539 |
| 2 - | 1:29.395 | + 4.073 | 10:58:54.468 | 7 - | 1:25.322 | | 11:06:13.861 |
| 3 - | 1:29.919 | + 4.597 | 11:00:24.387 | 8 - | 1:26.890 | + 1.568 | 11:07:40.751 |
| 4 - | 1:29.777 | + 4.455 | 11:01:54.164 | 9 - | 1:36.405 | + 11.083 | 11:09:17.156 |
| 5 - | 1:27.669 | + 2.347 | 11:03:21.833 | 10 - | 2:03.314 P | + 37.992 | 11:11:20.470 |
| 47 | Clive BRANDON | | Lotus Type 47 | | | | |
| 1 - | 1:28.594 | + 7.862 | 10:57:03.191 | 5 - | 1:21.761 | + 1.029 | 11:02:28.837 |
| 2 - | 1:21.455 | + 0.723 | 10:58:24.646 | 6 - | 1:22.415 | + 1.683 | 11:03:51.252 |
| 3 - | 1:20.732 | | 10:59:45.378 | 7 - | 1:22.287 | + 1.555 | 11:05:13.539 |
| 4 - | 1:21.698 | + 0.966 | 11:01:07.076 | 8 - | 1:23.539 | + 2.807 | 11:06:37.078 |
| 49 | Philip JONES | | Porsche 996 Turbo | | | | |
| 1 - | 1:29.665 | + 13.524 | 10:56:44.836 | 5 - | 1:16.685 | + 0.544 | 11:02:27.250 |
| 2 - | 1:21.371 P | + 5.230 | 10:58:06.207 | 6 - | 1:16.770 | + 0.629 | 11:03:44.020 |
| 3 - | 1:48.217 | + 32.076 | 10:59:54.424 | 7 - | 1:17.445 | + 1.304 | 11:05:01.465 |
| 4 - | 1:16.141 | | 11:01:10.565 | 8 - | 1:43.051 P | + 26.910 | 11:06:44.516 |
| 53 | Garth MAXWELL | | MG B GT V8 | | | | |
| 1 - | 1:51.292 | + 21.412 | 10:57:21.147 | 4 - | 1:29.880 | | 11:01:53.868 |
| 2 - | 1:32.027 | + 2.147 | 10:58:53.174 | 5 - | 1:31.154 | + 1.274 | 11:03:25.022 |
| 3 - | 1:30.814 | + 0.934 | 11:00:23.988 | 6 - | 1:40.488 P | + 10.608 | 11:05:05.510 |
| 62 | Barry SMITH | | MG Midget | | | | |
| 1 - | 1:45.091 | + 14.716 | 10:57:41.206 | 5 - | 1:32.759 | + 2.384 | 11:03:50.110 |
| 2 - | 1:33.885 | + 3.510 | 10:59:15.091 | 6 - | 1:31.040 | + 0.665 | 11:05:21.150 |

CARS 53, 114, 212 - NO WORKING TRANSPONDERS YOU MUST FIX FOR RACE

Weather / Track : Cloudy / Dry

Anglesey Coastal
Circuit Length = 1.5500 miles
Start: 10:55 End: 11:12



Historics

QUALIFYING - RACE 3 - LAP ANALYSIS



| | | | | | | | |
|------------|--------------------------|----------|---------------------|-------------------|-----------------|----------|---------------------|
| 3 - | 1:31.479 | + 1.104 | 11:00:46.570 | 7 - | 1:30.375 | | 11:06:51.525 |
| 4 - | 1:30.781 | + 0.406 | 11:02:17.351 | 8 - | 1:40.693 P | + 10.318 | 11:08:32.218 |
| 69 | Pat O'SULLIVAN | | | Porsche 996 | | | |
| 1 - | 1:29.203 | + 12.433 | 10:56:47.436 | 7 - | 1:16.770 | | 11:04:35.391 |
| 2 - | 1:18.451 | + 1.681 | 10:58:05.887 | 8 - | 1:16.866 | + 0.096 | 11:05:52.257 |
| 3 - | 1:18.046 | + 1.276 | 10:59:23.933 | 9 - | 1:20.986 | + 4.216 | 11:07:13.243 |
| 4 - | 1:19.280 | + 2.510 | 11:00:43.213 | 10 - | 1:25.188 | + 8.418 | 11:08:38.431 |
| 5 - | 1:17.392 | + 0.622 | 11:02:00.605 | 11 - | 1:33.305 | + 16.535 | 11:10:11.736 |
| 6 - | 1:18.016 | + 1.246 | 11:03:18.621 | | | | |
| 77 | Mark KELLY | | | MG Midget | | | |
| 1 - | 1:48.506 | + 17.603 | 10:57:29.565 | 5 - | 1:33.906 | + 3.003 | 11:03:41.301 |
| 2 - | 1:34.247 | + 3.344 | 10:59:03.812 | 6 - | 1:32.649 | + 1.746 | 11:05:13.950 |
| 3 - | 1:31.818 | + 0.915 | 11:00:35.630 | 7 - | 1:30.903 | | 11:06:44.853 |
| 4 - | 1:31.765 | + 0.862 | 11:02:07.395 | 8 - | 1:42.706 P | + 11.803 | 11:08:27.559 |
| 89 | Bernard FOLEY | | | MG B | | | |
| 1 - | 1:30.063 | + 9.413 | 10:57:01.761 | 6 - | 1:22.875 | + 2.225 | 11:03:50.049 |
| 2 - | 1:21.822 | + 1.172 | 10:58:23.583 | 7 - | 1:22.578 | + 1.928 | 11:05:12.627 |
| 3 - | 1:20.650 | | 10:59:44.233 | 8 - | 1:23.616 | + 2.966 | 11:06:36.243 |
| 4 - | 1:21.602 | + 0.952 | 11:01:05.835 | 9 - | 1:26.702 P | + 6.052 | 11:08:02.945 |
| 5 - | 1:21.339 | + 0.689 | 11:02:27.174 | | | | |
| 99 | Martin O'SULLIVAN | | | MG Midget | | | |
| 1 - | 1:51.572 | + 13.067 | 10:57:46.352 | 5 - | 1:38.845 | + 0.340 | 11:04:27.837 |
| 2 - | 1:44.698 | + 6.193 | 10:59:31.050 | 6 - | 1:38.717 | + 0.212 | 11:06:06.554 |
| 3 - | 1:39.437 | + 0.932 | 11:01:10.487 | 7 - | 1:41.142 | + 2.637 | 11:07:47.696 |
| 4 - | 1:38.505 | | 11:02:48.992 | 8 - | 2:23.355 P | + 44.850 | 11:10:11.051 |
| 114 | Megan KESSIE | | | Ginetta G20 Coupe | | | |
| 1 - | 1:46.566 | + 1.219 | 11:08:59.742 | 2 - | 1:45.347 | | 11:10:45.089 |
| 212 | Michael DOYLE | | | Lola 212 | | | |
| 1 - | 1:17.279 | + 3.537 | 10:58:46.366 | 5 - | 1:15.390 | + 1.648 | 11:03:45.569 |
| 2 - | 1:13.987 | + 0.245 | 11:00:00.353 | 6 - | 1:13.803 | + 0.061 | 11:04:59.372 |
| 3 - | 1:16.084 | + 2.342 | 11:01:16.437 | 7 - | 1:44.699 P | + 30.957 | 11:06:44.071 |
| 4 - | 1:13.742 | | 11:02:30.179 | | | | |
| 253 | Leo NULTY | | | Davrian Imp | | | |
| 1 - | 1:29.151 | + 7.161 | 10:57:25.377 | 5 - | 1:22.556 | + 0.566 | 11:02:54.923 |
| 2 - | 1:23.000 | + 1.010 | 10:58:48.377 | 6 - | 1:22.762 | + 0.772 | 11:04:17.685 |
| 3 - | 1:22.000 | + 0.010 | 11:00:10.377 | 7 - | 1:23.403 | + 1.413 | 11:05:41.088 |
| 4 - | 1:21.990 | | 11:01:32.367 | 8 - | 1:23.753 | + 1.763 | 11:07:04.841 |


CARS 53, 114, 212 - NO WORKING TRANSPONDERS YOU MUST FIX FOR RACE

Weather / Track : Cloudy / Dry

Anglesey Coastal
Circuit Length = 1.5500 miles
Start: 10:55 End: 11:12

Historics

RACE 3 - GRID

| | | | | | | | |
|--|----------|----------|-----|----------------|----------|-----|-------------------|
| ROW 9 | | 1:46.085 | 37 | Noel KAVANAGH | | | |
| ROW 8 | 1:45.347 | | 114 | Megan KESSIE | 1:38.505 | 99 | Martin O'SULLIVAN |
| ROW 7 | | 1:30.903 | 77 | Mark KELLY | 1:30.375 | 62 | Barry SMITH |
| ROW 6 | 1:29.880 | | 53 | Garth MAXWELL | 1:26.609 | 14 | Colin ROONEY |
| ROW 5 | | 1:25.322 | 42 | Matt DUNNE | 1:24.623 | 32 | Stephen DOYLE |
| ROW 4 | 1:21.990 | | 253 | Leo NULTY | 1:20.849 | 6 | Edmund CASSIDY |
| ROW 3 | | 1:20.732 | 47 | Clive BRANDON | 1:20.650 | 89 | Bernard FOLEY |
| ROW 2 | 1:16.770 | | 69 | Pat O'SULLIVAN | 1:16.645 | 23 | Jackie COCHRANE |
| ROW 1 | | 1:16.141 | 49 | Philip JONES | 1:13.742 | 212 | Michael DOYLE |
| Pole | | | | | | | |
|  | | | | | | | |

Anglesey Coastal
Circuit Length = 1.5500 miles

Clerk of Course :

Timekeeper :



Fiats

QUALIFYING - RACE 4 - CLASSIFICATION



| POS | NO | CL | NAME | ENTRY | TIME | ON | LAPS | GAP | DIFF | MPH |
|-----|-----|----|-------------------------|------------|-----------------|----|------|---------------|-------|-------|
| 1 | 6 | P | Barry TRAVERS | Fiat Punto | 1:24.339 | 9 | 10 | | | 66.16 |
| 2 | 83 | P | John McCORMACK | Fiat Punto | 1:24.348 | 8 | 10 | 0.009 | 0.009 | 66.15 |
| 3 | 53 | UK | Mark SNELLING | Fiat Uno | 1:24.925 | 7 | 10 | 0.586 | 0.577 | 65.70 |
| 4 | 77 | P | Barry HALLION | Fiat Punto | 1:25.078 | 7 | 10 | 0.739 | 0.153 | 65.58 |
| 5 | 31 | P | Mark McCORMACK | Fiat Punto | 1:25.875 | 7 | 10 | 1.536 | 0.797 | 64.97 |
| 6 | 33 | P | Paul FLANAGAN | Fiat Punto | 1:26.060 | 9 | 9 | 1.721 | 0.185 | 64.83 |
| 7 | 76 | UK | Simon EDWARDS | Fiat Punto | 1:26.174 | 7 | 10 | 1.835 | 0.114 | 64.75 |
| 8 | 5 | P | Gary CUNNINGHAM | Fiat Punto | 1:26.309 | 7 | 10 | 1.970 | 0.135 | 64.65 |
| 9 | 85 | UK | Nigel RALPHSON | Fiat Uno | 1:26.806 | 9 | 10 | 2.467 | 0.497 | 64.28 |
| 10 | 16 | UK | Andrew BARRETT | Fiat Uno | 1:27.218 | 9 | 10 | 2.879 | 0.412 | 63.97 |
| 11 | 4 | P | Vicky REILLY | Fiat Punto | 1:27.304 | 9 | 10 | 2.965 | 0.086 | 63.91 |
| 12 | 11 | U | John MURPHY | Fiat Uno | 1:27.372 | 8 | 10 | 3.033 | 0.068 | 63.86 |
| 13 | 79 | UK | Roger ESP | Fiat Uno | 1:27.482 | 10 | 10 | 3.143 | 0.110 | 63.78 |
| 14 | 13 | U | Anthony CONNORS | Fiat Uno | 1:30.790 | 10 | 10 | 6.451 | 3.308 | 61.46 |
| 15 | 501 | U | Ulick BURKE | Fiat Uno | 1:32.354 | 8 | 9 | 8.015 | 1.564 | 60.42 |
| 16 | 17 | U | Collin CLINTON | Fiat Uno | 1:34.807 | 2 | 3 | 10.468 | 2.453 | 58.85 |
| 17 | 39 | U | Sabrina O'REILLY | Fiat Uno | 1:35.932 | 9 | 9 | 11.593 | 1.125 | 58.16 |

CAR 11 - NO WORKING TRANSPONDER YOU MUST FIX FOR RACE

Weather / Track : Cloudy / Dry

These results are provisional until the conclusion of any judicial and technical matters.

Anglesey Coastal
Circuit Length = 1.5500 miles
Start: 11:25 End: 11:42

Clerk of Course :

Timekeeper :

Fiats

QUALIFYING - RACE 4 - LAP ANALYSIS



| | | | | | | | |
|-----------|-------------------------------------|----------|---------------------|------|-----------------|---------|---------------------|
| 4 | Vicky REILLY P Fiat Punto | | | | | | |
| 1 - | 1:43.416 | + 16.112 | 11:27:39.517 | 6 - | 1:29.432 | + 2.128 | 11:35:20.977 |
| 2 - | 1:31.471 | + 4.167 | 11:29:10.988 | 7 - | 1:28.771 | + 1.467 | 11:36:49.748 |
| 3 - | 1:36.408 | + 9.104 | 11:30:47.396 | 8 - | 1:28.096 | + 0.792 | 11:38:17.844 |
| 4 - | 1:29.059 | + 1.755 | 11:32:16.455 | 9 - | 1:27.304 | | 11:39:45.148 |
| 5 - | 1:35.090 | + 7.786 | 11:33:51.545 | 10 - | 1:27.632 | + 0.328 | 11:41:12.780 |
| 5 | Gary CUNNINGHAM P Fiat Punto | | | | | | |
| 1 - | 1:46.308 | + 19.999 | 11:27:54.896 | 6 - | 1:26.714 | + 0.405 | 11:35:26.389 |
| 2 - | 1:27.463 | + 1.154 | 11:29:22.359 | 7 - | 1:26.309 | | 11:36:52.698 |
| 3 - | 1:43.232 | + 16.923 | 11:31:05.591 | 8 - | 1:34.920 | + 8.611 | 11:38:27.618 |
| 4 - | 1:27.096 | + 0.787 | 11:32:32.687 | 9 - | 1:26.506 | + 0.197 | 11:39:54.124 |
| 5 - | 1:26.988 | + 0.679 | 11:33:59.675 | 10 - | 1:29.210 | + 2.901 | 11:41:23.334 |
| 6 | Barry TRAVERS P Fiat Punto | | | | | | |
| 1 - | 1:54.799 | + 30.460 | 11:28:06.360 | 6 - | 1:24.521 | + 0.182 | 11:35:24.882 |
| 2 - | 1:39.867 | + 15.528 | 11:29:46.227 | 7 - | 1:25.251 | + 0.912 | 11:36:50.133 |
| 3 - | 1:24.340 | + 0.001 | 11:31:10.567 | 8 - | 1:24.779 | + 0.440 | 11:38:14.912 |
| 4 - | 1:24.516 | + 0.177 | 11:32:35.083 | 9 - | 1:24.339 | | 11:39:39.251 |
| 5 - | 1:25.278 | + 0.939 | 11:34:00.361 | 10 - | 1:31.988 P | + 7.649 | 11:41:11.239 |
| 11 | John MURPHY U Fiat Uno | | | | | | |
| 1 - | 1:40.209 | + 12.837 | 11:27:56.160 | 6 - | 1:28.052 | + 0.680 | 11:35:22.265 |
| 2 - | 1:29.797 | + 2.425 | 11:29:25.957 | 7 - | 1:29.402 | + 2.030 | 11:36:51.667 |
| 3 - | 1:29.931 | + 2.559 | 11:30:55.888 | 8 - | 1:27.372 | | 11:38:19.039 |
| 4 - | 1:30.221 | + 2.849 | 11:32:26.109 | 9 - | 1:27.897 | + 0.525 | 11:39:46.936 |
| 5 - | 1:28.104 | + 0.732 | 11:33:54.213 | 10 - | 1:27.522 | + 0.150 | 11:41:14.458 |
| 13 | Anthony CONNORS U Fiat Uno | | | | | | |
| 1 - | 1:47.888 | + 17.098 | 11:28:00.804 | 6 - | 1:32.337 | + 1.547 | 11:35:43.582 |
| 2 - | 1:33.793 | + 3.003 | 11:29:34.597 | 7 - | 1:30.960 | + 0.170 | 11:37:14.542 |
| 3 - | 1:32.864 | + 2.074 | 11:31:07.461 | 8 - | 1:31.828 | + 1.038 | 11:38:46.370 |
| 4 - | 1:32.369 | + 1.579 | 11:32:39.830 | 9 - | 1:30.817 | + 0.027 | 11:40:17.187 |
| 5 - | 1:31.415 | + 0.625 | 11:34:11.245 | 10 - | 1:30.790 | | 11:41:47.977 |
| 16 | Andrew BARRETT UK Fiat Uno | | | | | | |
| 1 - | 1:46.636 | + 19.418 | 11:27:35.094 | 6 - | 1:28.336 | + 1.118 | 11:35:08.193 |
| 2 - | 1:34.414 | + 7.196 | 11:29:09.508 | 7 - | 1:28.636 | + 1.418 | 11:36:36.829 |
| 3 - | 1:31.477 | + 4.259 | 11:30:40.985 | 8 - | 1:28.965 | + 1.747 | 11:38:05.794 |
| 4 - | 1:30.075 | + 2.857 | 11:32:11.060 | 9 - | 1:27.218 | | 11:39:33.012 |
| 5 - | 1:28.797 | + 1.579 | 11:33:39.857 | 10 - | 1:27.803 | + 0.585 | 11:41:00.815 |
| 17 | Collin CLINTON U Fiat Uno | | | | | | |
| 1 - | 1:42.730 | + 7.923 | 11:27:42.627 | 3 - | 1:35.074 | + 0.267 | 11:30:52.508 |
| 2 - | 1:34.807 | | 11:29:17.434 | | | | |
| 31 | Mark McCORMACK P Fiat Punto | | | | | | |
| 1 - | 1:41.948 | + 16.073 | 11:27:35.507 | 6 - | 1:26.133 | + 0.258 | 11:34:55.887 |
| 2 - | 1:33.007 | + 7.132 | 11:29:08.514 | 7 - | 1:25.875 | | 11:36:21.762 |
| 3 - | 1:27.487 | + 1.612 | 11:30:36.001 | 8 - | 1:26.137 | + 0.262 | 11:37:47.899 |
| 4 - | 1:27.194 | + 1.319 | 11:32:03.195 | 9 - | 1:26.097 | + 0.222 | 11:39:13.996 |
| 5 - | 1:26.559 | + 0.684 | 11:33:29.754 | 10 - | 1:26.209 | + 0.334 | 11:40:40.205 |
| 33 | Paul FLANAGAN P Fiat Punto | | | | | | |
| 1 - | 1:47.431 | + 21.371 | 11:27:51.489 | 6 - | 1:26.843 | + 0.783 | 11:35:13.039 |
| 2 - | 1:30.032 | + 3.972 | 11:29:21.521 | 7 - | 1:29.449 | + 3.389 | 11:36:42.488 |
| 3 - | 1:29.331 | + 3.271 | 11:30:50.852 | 8 - | 1:26.479 | + 0.419 | 11:38:08.967 |
| 4 - | 1:27.552 | + 1.492 | 11:32:18.404 | 9 - | 1:26.060 | | 11:39:35.027 |
| 5 - | 1:27.792 | + 1.732 | 11:33:46.196 | | | | |

CAR 11 - NO WORKING TRANSPONDER YOU MUST FIX FOR RACE

Weather / Track : Cloudy / Dry

Anglesey Coastal
Circuit Length = 1.5500 miles
Start: 11:25 End: 11:42

Fiats

QUALIFYING - RACE 4 - LAP ANALYSIS



| | | | | | | | | |
|------------|-------------------------|----------|--------------|------|-----------------|----------|---------------------|------------|
| 39 | Sabrina O'REILLY | | | | | | U | Fiat Uno |
| 1 - | 1:47.651 | + 11.719 | 11:27:38.713 | 6 - | 1:36.073 | + 0.141 | 11:35:45.248 | |
| 2 - | 1:37.186 | + 1.254 | 11:29:15.899 | 7 - | 2:26.224 | + 50.292 | 11:38:11.472 | |
| 3 - | 1:39.524 | + 3.592 | 11:30:55.423 | 8 - | 1:39.866 | + 3.934 | 11:39:51.338 | |
| 4 - | 1:36.160 | + 0.228 | 11:32:31.583 | 9 - | 1:35.932 | | 11:41:27.270 | |
| 5 - | 1:37.592 | + 1.660 | 11:34:09.175 | | | | | |
| 53 | Mark SNELLING | | | | | | UK | Fiat Uno |
| 1 - | 1:42.480 | + 17.555 | 11:27:26.182 | 6 - | 1:25.978 | + 1.053 | 11:34:44.018 | |
| 2 - | 1:27.931 | + 3.006 | 11:28:54.113 | 7 - | 1:24.925 | | 11:36:08.943 | |
| 3 - | 1:28.973 | + 4.048 | 11:30:23.086 | 8 - | 1:26.111 | + 1.186 | 11:37:35.054 | |
| 4 - | 1:27.509 | + 2.584 | 11:31:50.595 | 9 - | 1:36.825 | + 11.900 | 11:39:11.879 | |
| 5 - | 1:27.445 | + 2.520 | 11:33:18.040 | 10 - | 1:28.928 | + 4.003 | 11:40:40.807 | |
| 76 | Simon EDWARDS | | | | | | UK | Fiat Punto |
| 1 - | 1:43.456 | + 17.282 | 11:27:24.873 | 6 - | 1:28.032 | + 1.858 | 11:34:49.976 | |
| 2 - | 1:31.237 | + 5.063 | 11:28:56.110 | 7 - | 1:26.174 | | 11:36:16.150 | |
| 3 - | 1:28.507 | + 2.333 | 11:30:24.617 | 8 - | 1:26.690 | + 0.516 | 11:37:42.840 | |
| 4 - | 1:29.563 | + 3.389 | 11:31:54.180 | 9 - | 1:26.304 | + 0.130 | 11:39:09.144 | |
| 5 - | 1:27.764 | + 1.590 | 11:33:21.944 | 10 - | 1:26.194 | + 0.020 | 11:40:35.338 | |
| 77 | Barry HALLION | | | | | | P | Fiat Punto |
| 1 - | 1:40.750 | + 15.672 | 11:27:32.604 | 6 - | 1:25.857 | + 0.779 | 11:34:42.861 | |
| 2 - | 1:26.740 | + 1.662 | 11:28:59.344 | 7 - | 1:25.078 | | 11:36:07.939 | |
| 3 - | 1:25.786 | + 0.708 | 11:30:25.130 | 8 - | 1:26.377 | + 1.299 | 11:37:34.316 | |
| 4 - | 1:26.084 | + 1.006 | 11:31:51.214 | 9 - | 1:25.908 | + 0.830 | 11:39:00.224 | |
| 5 - | 1:25.790 | + 0.712 | 11:33:17.004 | 10 - | 1:26.735 | + 1.657 | 11:40:26.959 | |
| 79 | Roger ESP | | | | | | UK | Fiat Uno |
| 1 - | 1:45.643 | + 18.161 | 11:27:32.591 | 6 - | 1:29.826 | + 2.344 | 11:35:12.758 | |
| 2 - | 1:36.590 | + 9.108 | 11:29:09.181 | 7 - | 1:29.258 | + 1.776 | 11:36:42.016 | |
| 3 - | 1:31.715 | + 4.233 | 11:30:40.896 | 8 - | 1:29.773 | + 2.291 | 11:38:11.789 | |
| 4 - | 1:31.548 | + 4.066 | 11:32:12.444 | 9 - | 1:32.399 | + 4.917 | 11:39:44.188 | |
| 5 - | 1:30.488 | + 3.006 | 11:33:42.932 | 10 - | 1:27.482 | | 11:41:11.670 | |
| 83 | John McCORMACK | | | | | | P | Fiat Punto |
| 1 - | 1:41.278 | + 16.930 | 11:27:35.786 | 6 - | 1:24.521 | + 0.173 | 11:34:47.357 | |
| 2 - | 1:30.012 | + 5.664 | 11:29:05.798 | 7 - | 1:24.445 | + 0.097 | 11:36:11.802 | |
| 3 - | 1:26.558 | + 2.210 | 11:30:32.356 | 8 - | 1:24.348 | | 11:37:36.150 | |
| 4 - | 1:25.288 | + 0.940 | 11:31:57.644 | 9 - | 1:24.536 | + 0.188 | 11:39:00.686 | |
| 5 - | 1:25.192 | + 0.844 | 11:33:22.836 | 10 - | 1:29.672 | + 5.324 | 11:40:30.358 | |
| 85 | Nigel RALPHSON | | | | | | UK | Fiat Uno |
| 1 - | 1:46.660 | + 19.854 | 11:28:01.254 | 6 - | 1:28.983 | + 2.177 | 11:35:48.700 | |
| 2 - | 1:29.514 | + 2.708 | 11:29:30.768 | 7 - | 1:27.806 | + 1.000 | 11:37:16.506 | |
| 3 - | 1:29.527 | + 2.721 | 11:31:00.295 | 8 - | 1:28.611 | + 1.805 | 11:38:45.117 | |
| 4 - | 1:50.242 | + 23.436 | 11:32:50.537 | 9 - | 1:26.806 | | 11:40:11.923 | |
| 5 - | 1:29.180 | + 2.374 | 11:34:19.717 | 10 - | 1:27.147 | + 0.341 | 11:41:39.070 | |
| 501 | Ulick BURKE | | | | | | U | Fiat Uno |
| 1 - | 1:42.597 | + 10.243 | 11:27:40.545 | 6 - | 1:34.275 | + 1.921 | 11:35:51.257 | |
| 2 - | 1:35.774 | + 3.420 | 11:29:16.319 | 7 - | 1:32.782 | + 0.428 | 11:37:24.039 | |
| 3 - | 1:38.145 | + 5.791 | 11:30:54.464 | 8 - | 1:32.354 | | 11:38:56.393 | |
| 4 - | 1:35.629 | + 3.275 | 11:32:30.093 | 9 - | 1:32.600 | + 0.246 | 11:40:28.993 | |
| 5 - | 1:46.889 | + 14.535 | 11:34:16.982 | | | | | |


CAR 11 - NO WORKING TRANSPONDER YOU MUST FIX FOR RACE

Weather / Track : Cloudy / Dry

Anglesey Coastal
Circuit Length = 1.5500 miles
Start: 11:25 End: 11:42

Fiats

RACE 4 - GRID

| | | |
|--|---------------------------------|--------------------------------|
| ROW 10 | 1:35.932 39 Sabrina O'REILLY | 1:34.807 17 Collin CLINTON |
| ROW 9 | 1:32.354 501 Ulick BURKE | 1:30.790 13 Anthony CONNORS |
| ROW 8 | 1:27.372 11 John MURPHY | 1:27.482 79 Roger ESP |
| ROW 7 | 1:27.218 16 Andrew BARRETT | 1:26.806 85 Nigel RALPHSON |
| ROW 6 | 1:26.174 76 Simon EDWARDS | 1:24.925 53 Mark SNELLING |
| ROW 5 | | |
| ROW 4 | | 1:27.304 4 Vicky REILLY |
| ROW 3 | 1:26.309 5 Gary CUNNINGHAM | 1:26.060 33 Paul FLANAGAN |
| ROW 2 | 1:25.875 31 Mark McCORMACK | 1:25.078 77 Barry HALLION |
| ROW 1 | 1:24.348 83 John McCORMACK | 1:24.339 6 Barry TRAVERS |
| Pole | | |
|  | | |

Anglesey Coastal
Circuit Length = 1.5500 miles

These results are provisional until the conclusion of any judicial and technical matters.

| | | |
|-------------------|--|--------------|
| Clerk of Course : | | Timekeeper : |
|-------------------|--|--------------|



Formula Sheane

QUALIFYING - RACE 5 - CLASSIFICATION



| POS | NO | CL | NAME | ENTRY | TIME | ON | LAPS | GAP | DIFF | MPH |
|-----|-----|----|------------------------|--------------|-----------------|----|------|---------------|-------|-------|
| 1 | 2 | | Anton SAVAGE | Sheane Rover | 1:11.970 | 5 | 13 | | | 77.53 |
| 2 | 60 | | Tristin QUINN | Sheane Rover | 1:11.988 | 10 | 15 | 0.018 | 0.018 | 77.51 |
| 3 | 7 | | Kevin SHEANE | Sheane Rover | 1:12.002 | 6 | 14 | 0.032 | 0.014 | 77.49 |
| 4 | 3 | | Brian HEARTY | Sheane Rover | 1:12.198 | 9 | 15 | 0.228 | 0.196 | 77.28 |
| 5 | 111 | | David PARKS | Sheane Rover | 1:12.803 | 10 | 12 | 0.833 | 0.605 | 76.64 |
| 6 | 21 | | Keith HOGG | Sheane Rover | 1:12.841 | 5 | 15 | 0.871 | 0.038 | 76.60 |
| 7 | 14 | | Chris McCABE | Sheane Rover | 1:14.107 | 5 | 14 | 2.137 | 1.266 | 75.29 |
| 8 | 18 | | Kevin SHEANE | Sheane Rover | 1:15.859 | 12 | 14 | 3.889 | 1.752 | 73.55 |
| 9 | 19 | | Brian McCONNELL | Sheane Rover | 1:16.048 | 8 | 10 | 4.078 | 0.189 | 73.37 |
| 10 | 20 | | John LINNANE | Sheane Rover | 1:16.230 | 11 | 14 | 4.260 | 0.182 | 73.20 |
| 11 | 16 | | Gilbert CLANCY | Sheane Rover | 1:16.760 | 5 | 14 | 4.790 | 0.530 | 72.69 |
| 12 | 25 | | Gerard LONERGAN | Sheane Rover | 1:22.989 | 3 | 7 | 11.019 | 6.229 | 67.23 |

Weather / Track : Cloudy / Dry

These results are provisional until the conclusion of any judicial and technical matters.

Anglesey Coastal
Circuit Length = 1.5500 miles
Start: 11:46 End: 12:06

| | | |
|-------------------|--|--------------|
| Clerk of Course : | | Timekeeper : |
|-------------------|--|--------------|

Formula Sheane

QUALIFYING - RACE 5 - LAP ANALYSIS



| | | | | | | | | | | | | | | | |
|-----------|------------------------|---------|---------------------|------|-----------------|------------|---------------------|-----|-----------------|----------|---------------------|------|------------|----------|--------------|
| 2 | Anton SAVAGE | | | | | | Sheane Rover | | | | | | | | |
| 1 - | 1:16.793 | + 4.823 | 11:48:15.036 | 8 - | 1:14.515 | + 2.545 | 11:56:45.820 | 2 - | 1:14.521 | + 2.551 | 11:49:29.557 | 9 - | 1:12.531 | + 0.561 | 11:57:58.351 |
| 3 - | 1:12.688 | + 0.718 | 11:50:42.245 | 10 - | 1:12.636 | + 0.666 | 11:59:10.987 | 4 - | 1:12.309 | + 0.339 | 11:51:54.554 | 11 - | 1:12.695 | + 0.725 | 12:00:23.682 |
| 5 - | 1:11.970 | | 11:53:06.524 | 12 - | 1:16.243 | + 4.273 | 12:01:39.925 | 6 - | 1:12.277 | + 0.307 | 11:54:18.801 | 13 - | 1:38.602 P | + 26.632 | 12:03:18.527 |
| 7 - | 1:12.504 | + 0.534 | 11:55:31.305 | | | | | | | | | | | | |
| 3 | Brian HEARTY | | | | | | Sheane Rover | | | | | | | | |
| 1 - | 1:16.536 | + 4.338 | 11:48:20.409 | 9 - | 1:12.198 | | 11:58:00.968 | 2 - | 1:13.099 | + 0.901 | 11:49:33.508 | 10 - | 1:12.408 | + 0.210 | 11:59:13.376 |
| 3 - | 1:12.970 | + 0.772 | 11:50:46.478 | 11 - | 1:12.644 | + 0.446 | 12:00:26.020 | 4 - | 1:12.565 | + 0.367 | 11:51:59.043 | 12 - | 1:12.849 | + 0.651 | 12:01:38.869 |
| 5 - | 1:12.255 | + 0.057 | 11:53:11.298 | 13 - | 1:12.445 | + 0.247 | 12:02:51.314 | 6 - | 1:12.657 | + 0.459 | 11:54:23.955 | 14 - | 1:12.637 | + 0.439 | 12:04:03.951 |
| 7 - | 1:12.298 | + 0.100 | 11:55:36.253 | 15 - | 1:14.700 | + 2.502 | 12:05:18.651 | 8 - | 1:12.517 | + 0.319 | 11:56:48.770 | | | | |
| | | | | | | | | | | | | | | | |
| 7 | Kevin SHEANE | | | | | | Sheane Rover | | | | | | | | |
| 1 - | 1:16.060 | + 4.058 | 11:48:12.584 | 8 - | 1:12.365 | + 0.363 | 11:56:44.415 | 2 - | 1:17.352 | + 5.350 | 11:49:29.936 | 9 - | 1:13.627 P | + 1.625 | 11:57:58.042 |
| 3 - | 1:12.683 | + 0.681 | 11:50:42.619 | 10 - | 3:07.083 | + 1:55.081 | 12:01:05.125 | 4 - | 1:12.352 | + 0.350 | 11:51:54.971 | 11 - | 1:12.130 | + 0.128 | 12:02:17.255 |
| 5 - | 1:12.555 | + 0.553 | 11:53:07.526 | 12 - | 1:12.296 | + 0.294 | 12:03:29.551 | 6 - | 1:12.002 | | 11:54:19.528 | 13 - | 1:12.197 | + 0.195 | 12:04:41.748 |
| 7 - | 1:12.522 | + 0.520 | 11:55:32.050 | 14 - | 1:12.544 | + 0.542 | 12:05:54.292 | | | | | | | | |
| 14 | Chris McCABE | | | | | | Sheane Rover | | | | | | | | |
| 1 - | 1:19.705 | + 5.598 | 11:48:22.546 | 8 - | 1:14.427 | + 0.320 | 11:57:25.055 | 2 - | 1:15.818 | + 1.711 | 11:49:38.364 | 9 - | 1:14.571 | + 0.464 | 11:58:39.626 |
| 3 - | 1:21.804 | + 7.697 | 11:51:00.168 | 10 - | 1:14.821 | + 0.714 | 11:59:54.447 | 4 - | 1:15.053 | + 0.946 | 11:52:15.221 | 11 - | 1:14.498 | + 0.391 | 12:01:08.945 |
| 5 - | 1:14.107 | | 11:53:29.328 | 12 - | 1:14.702 | + 0.595 | 12:02:23.647 | 6 - | 1:26.053 | + 11.946 | 11:54:55.381 | 13 - | 1:14.270 | + 0.163 | 12:03:37.917 |
| 7 - | 1:15.247 | + 1.140 | 11:56:10.628 | 14 - | 1:15.070 | + 0.963 | 12:04:52.987 | | | | | | | | |
| 16 | Gilbert CLANCY | | | | | | Sheane Rover | | | | | | | | |
| 1 - | 1:21.312 | + 4.552 | 11:48:30.233 | 8 - | 1:17.521 | + 0.761 | 11:57:33.010 | 2 - | 1:18.294 | + 1.534 | 11:49:48.527 | 9 - | 1:17.221 | + 0.461 | 11:58:50.231 |
| 3 - | 1:17.544 | + 0.784 | 11:51:06.071 | 10 - | 1:17.193 | + 0.433 | 12:00:07.424 | 4 - | 1:17.049 | + 0.289 | 11:52:23.120 | 11 - | 1:21.047 | + 4.287 | 12:01:28.471 |
| 5 - | 1:16.760 | | 11:53:39.880 | 12 - | 1:17.690 | + 0.930 | 12:02:46.161 | 6 - | 1:18.541 | + 1.781 | 11:54:58.421 | 13 - | 1:16.813 | + 0.053 | 12:04:02.974 |
| 7 - | 1:17.068 | + 0.308 | 11:56:15.489 | 14 - | 1:18.154 | + 1.394 | 12:05:21.128 | | | | | | | | |
| 18 | Kevin SHEANE | | | | | | Sheane Rover | | | | | | | | |
| 1 - | 1:21.082 | + 5.223 | 11:48:27.851 | 8 - | 1:16.120 | + 0.261 | 11:57:27.624 | 2 - | 1:19.077 | + 3.218 | 11:49:46.928 | 9 - | 1:16.469 | + 0.610 | 11:58:44.093 |
| 3 - | 1:16.277 | + 0.418 | 11:51:03.205 | 10 - | 1:16.493 | + 0.634 | 12:00:00.586 | 4 - | 1:16.473 | + 0.614 | 11:52:19.678 | 11 - | 1:16.516 | + 0.657 | 12:01:17.102 |
| 5 - | 1:16.623 | + 0.764 | 11:53:36.301 | 12 - | 1:15.859 | | 12:02:32.961 | 6 - | 1:17.573 | + 1.714 | 11:54:53.874 | 13 - | 1:15.989 | + 0.130 | 12:03:48.950 |
| 7 - | 1:17.630 | + 1.771 | 11:56:11.504 | 14 - | 1:16.674 | + 0.815 | 12:05:05.624 | | | | | | | | |
| 19 | Brian McCONNELL | | | | | | Sheane Rover | | | | | | | | |
| 1 - | 1:25.704 | + 9.656 | 11:48:26.916 | 6 - | 1:17.826 | + 1.778 | 11:54:53.706 | 2 - | 1:18.877 | + 2.829 | 11:49:45.793 | 7 - | 1:17.395 | + 1.347 | 11:56:11.101 |
| 3 - | 1:16.639 | + 0.591 | 11:51:02.432 | 8 - | 1:16.048 | | 11:57:27.149 | 4 - | 1:16.864 | + 0.816 | 11:52:19.296 | 9 - | 1:19.321 | + 3.273 | 11:58:46.470 |

Weather / Track : Cloudy / Dry

Anglesey Coastal
Circuit Length = 1.5500 miles
Start: 11:46 End: 12:06

Formula Sheane
QUALIFYING - RACE 5 - LAP ANALYSIS




| | | | | | | | |
|------------|------------------------|----------|---------------------|--------------|-----------------|----------|---------------------|
| 5 - | 1:16.584 | + 0.536 | 11:53:35.880 | 10 - | 1:48.936 P | + 32.888 | 12:00:35.406 |
| 20 | John LINNANE | | | Sheane Rover | | | |
| 1 - | 1:25.531 | + 9.301 | 11:48:27.308 | 8 - | 1:18.327 | + 2.097 | 11:57:32.958 |
| 2 - | 1:19.494 | + 3.264 | 11:49:46.802 | 9 - | 1:17.767 | + 1.537 | 11:58:50.725 |
| 3 - | 1:17.602 | + 1.372 | 11:51:04.404 | 10 - | 1:16.872 | + 0.642 | 12:00:07.597 |
| 4 - | 1:17.176 | + 0.946 | 11:52:21.580 | 11 - | 1:16.230 | | 12:01:23.827 |
| 5 - | 1:17.378 | + 1.148 | 11:53:38.958 | 12 - | 1:16.883 | + 0.653 | 12:02:40.710 |
| 6 - | 1:18.111 | + 1.881 | 11:54:57.069 | 13 - | 1:16.856 | + 0.626 | 12:03:57.566 |
| 7 - | 1:17.562 | + 1.332 | 11:56:14.631 | 14 - | 1:16.695 | + 0.465 | 12:05:14.261 |
| 21 | Keith HOGG | | | Sheane Rover | | | |
| 1 - | 1:15.895 | + 3.054 | 11:48:11.907 | 9 - | 1:12.922 | + 0.081 | 11:58:11.308 |
| 2 - | 1:14.137 | + 1.296 | 11:49:26.044 | 10 - | 1:13.498 | + 0.657 | 11:59:24.806 |
| 3 - | 1:22.874 | + 10.033 | 11:50:48.918 | 11 - | 1:13.322 | + 0.481 | 12:00:38.128 |
| 4 - | 1:13.000 | + 0.159 | 11:52:01.918 | 12 - | 1:13.199 | + 0.358 | 12:01:51.327 |
| 5 - | 1:12.841 | | 11:53:14.759 | 13 - | 1:13.610 | + 0.769 | 12:03:04.937 |
| 6 - | 1:13.019 | + 0.178 | 11:54:27.778 | 14 - | 1:13.321 | + 0.480 | 12:04:18.258 |
| 7 - | 1:13.935 | + 1.094 | 11:55:41.713 | 15 - | 1:14.190 | + 1.349 | 12:05:32.448 |
| 8 - | 1:16.673 | + 3.832 | 11:56:58.386 | | | | |
| 25 | Gerard LONERGAN | | | Sheane Rover | | | |
| 1 - | 1:34.766 | + 11.777 | 11:48:50.993 | 5 - | 1:25.986 | + 2.997 | 11:54:27.101 |
| 2 - | 1:24.059 | + 1.070 | 11:50:15.052 | 6 - | 1:24.581 | + 1.592 | 11:55:51.682 |
| 3 - | 1:22.989 | | 11:51:38.041 | 7 - | 1:32.715 P | + 9.726 | 11:57:24.397 |
| 4 - | 1:23.074 | + 0.085 | 11:53:01.115 | | | | |
| 60 | Tristin QUINN | | | Sheane Rover | | | |
| 1 - | 1:15.190 | + 3.202 | 11:48:09.026 | 9 - | 1:12.247 | + 0.259 | 11:57:50.286 |
| 2 - | 1:13.397 | + 1.409 | 11:49:22.423 | 10 - | 1:11.988 | | 11:59:02.274 |
| 3 - | 1:12.454 | + 0.466 | 11:50:34.877 | 11 - | 1:12.173 | + 0.185 | 12:00:14.447 |
| 4 - | 1:13.010 | + 1.022 | 11:51:47.887 | 12 - | 1:13.271 | + 1.283 | 12:01:27.718 |
| 5 - | 1:12.799 | + 0.811 | 11:53:00.686 | 13 - | 1:12.161 | + 0.173 | 12:02:39.879 |
| 6 - | 1:12.226 | + 0.238 | 11:54:12.912 | 14 - | 1:12.243 | + 0.255 | 12:03:52.122 |
| 7 - | 1:12.505 | + 0.517 | 11:55:25.417 | 15 - | 1:13.456 | + 1.468 | 12:05:05.578 |
| 8 - | 1:12.622 | + 0.634 | 11:56:38.039 | | | | |
| 111 | David PARKS | | | Sheane Rover | | | |
| 1 - | 1:20.023 | + 7.220 | 11:48:27.386 | 7 - | 1:13.526 | + 0.723 | 11:55:52.164 |
| 2 - | 1:14.666 | + 1.863 | 11:49:42.052 | 8 - | 1:13.817 | + 1.014 | 11:57:05.981 |
| 3 - | 1:14.893 | + 2.090 | 11:50:56.945 | 9 - | 1:13.412 | + 0.609 | 11:58:19.393 |
| 4 - | 1:14.090 | + 1.287 | 11:52:11.035 | 10 - | 1:12.803 | | 11:59:32.196 |
| 5 - | 1:13.903 | + 1.100 | 11:53:24.938 | 11 - | 1:13.652 | + 0.849 | 12:00:45.848 |
| 6 - | 1:13.700 | + 0.897 | 11:54:38.638 | 12 - | 1:30.033 P | + 17.230 | 12:02:15.881 |

Weather / Track : Cloudy / Dry

Anglesey Coastal
 Circuit Length = 1.5500 miles
 Start: 11:46 End: 12:06

Formula Sheane

RACE 5 - GRID

| | | |
|--|--------------------------------|--------------------------------|
| ROW 6 | 1:22.989 25 Gerard LONERGAN | 1:16.760 16 Gilbert CLANCY |
| ROW 5 | 1:16.230 20 John LINNANE | 1:16.048 19 Brian McCONNELL |
| ROW 4 | 1:15.859 18 Kevin SHEANE | 1:14.107 14 Chris McCABE |
| ROW 3 | 1:12.841 21 Keith HOGG | 1:12.803 111 David PARKS |
| ROW 2 | 1:12.198 3 Brian HEARTY | 1:12.002 7 Kevin SHEANE |
| ROW 1 | 1:11.988 60 Tristin QUINN | 1:11.970 2 Anton SAVAGE |
| Pole | | |
|  | | |

Anglesey Coastal
Circuit Length = 1.5500 miles


These results are provisional until the conclusion of any judicial and technical matters.

Clerk of Course :

Timekeeper :

Formula Sheane

RACE 9 - GRID

| | | |
|--|--------------------------------|--------------------------------|
| ROW 6 | 1:23.074 25 Gerard LONERGAN | 1:16.813 16 Gilbert CLANCY |
| ROW 5 | 1:16.695 20 John LINNANE | 1:16.584 19 Brian McCONNELL |
| ROW 4 | 1:15.989 18 Kevin SHEANE | 1:14.270 14 Chris McCABE |
| ROW 3 | 1:13.412 111 David PARKS | 1:12.922 21 Keith HOGG |
| ROW 2 | 1:12.277 2 Anton SAVAGE | 1:12.255 3 Brian HEARTY |
| ROW 1 | 1:12.161 60 Tristin QUINN | 1:12.130 7 Kevin SHEANE |
| Pole | | |
|  | | |

Anglesey Coastal
Circuit Length = 1.5500 miles

These results are provisional until the conclusion of any judicial and technical matters.

| | | |
|-------------------|--|--------------|
| Clerk of Course : | | Timekeeper : |
|-------------------|--|--------------|



Formula Vee

QUALIFYING - RACE 7 - CLASSIFICATION



| POS | NO | CL | NAME | ENTRY | TIME | ON | LAPS | GAP | DIFF | MPH |
|-----|-----|----|-------------------|----------|----------|----|------|--------|-------|-------|
| 1 | 5 | | Daniel POLLEY | Sheane | 1:15.237 | 12 | 15 | | | 74.16 |
| 2 | 96 | | Ray MOORE | Leastone | 1:15.548 | 12 | 16 | 0.311 | 0.311 | 73.86 |
| 3 | 8 | | Jimmy FURLONG | Sheane | 1:15.688 | 15 | 16 | 0.451 | 0.140 | 73.72 |
| 4 | 2 | | Robbie ALLEN | Sheane | 1:16.000 | 6 | 15 | 0.763 | 0.312 | 73.42 |
| 5 | 4 | | Adam MACAULAY | Sheane | 1:16.038 | 12 | 16 | 0.801 | 0.038 | 73.38 |
| 6 | 6 | | Robert CASEY | Sheane | 1:16.082 | 9 | 14 | 0.845 | 0.044 | 73.34 |
| 7 | 24 | | David O'BRIEN | Sheane | 1:16.280 | 13 | 14 | 1.043 | 0.198 | 73.15 |
| 8 | 1 | | Brian KELLY | Sheane | 1:16.311 | 11 | 15 | 1.074 | 0.031 | 73.12 |
| 9 | 38 | | Lloyd MURPHY | Sheane | 1:16.503 | 8 | 15 | 1.266 | 0.192 | 72.93 |
| 10 | 12 | | William CALLAGHAN | Sheane | 1:17.629 | 10 | 15 | 2.392 | 1.126 | 71.88 |
| 11 | 14 | | Morgan McCOURT | Leastone | 1:17.932 | 12 | 15 | 2.695 | 0.303 | 71.60 |
| 12 | 40 | | Joe SMITH | Sheane | 1:18.016 | 11 | 15 | 2.779 | 0.084 | 71.52 |
| 13 | 46 | | Mick SAMMON | Sheane | 1:18.108 | 14 | 14 | 2.871 | 0.092 | 71.44 |
| 14 | 41 | | Bob PARKS | Sheane | 1:18.355 | 12 | 14 | 3.118 | 0.247 | 71.21 |
| 15 | 25 | | Gavin BARR | Leastone | 1:18.473 | 10 | 15 | 3.236 | 0.118 | 71.10 |
| 16 | 57 | | Ger BYRNE | Sheane | 1:18.505 | 11 | 13 | 3.268 | 0.032 | 71.07 |
| 17 | 37 | | Damien MURPHY | Sheane | 1:19.189 | 13 | 15 | 3.952 | 0.684 | 70.46 |
| 18 | 99 | | Paula MOORE | Leastone | 1:19.266 | 12 | 15 | 4.029 | 0.077 | 70.39 |
| 19 | 28 | | Aiden BYRNE | Sheane | 1:19.414 | 9 | 15 | 4.177 | 0.148 | 70.26 |
| 20 | 34 | | Damien FLYNN | Sheane | 1:20.418 | 9 | 15 | 5.181 | 1.004 | 69.38 |
| 21 | 50 | | Gordon HALNON | Sheane | 1:20.424 | 6 | 14 | 5.187 | 0.006 | 69.38 |
| 22 | 21 | | Tim O'FLAHERTY | Sheane | 1:21.068 | 10 | 14 | 5.831 | 0.644 | 68.83 |
| 23 | 138 | | Niall McGAHON | Sheane | 1:23.328 | 4 | 14 | 8.091 | 2.260 | 66.96 |
| 24 | 62 | | Paul HEAVEY | Leastone | 1:26.191 | 1 | 5 | 10.954 | 2.863 | 64.74 |

Weather / Track : Cloudy / Dry
These results are provisional until the conclusion of any judicial and technical matters.

Anglesey Coastal
Circuit Length = 1.5500 miles
Start: 12:08 End: 12:29

| | | |
|-------------------|--|--------------|
| Clerk of Course : | | Timekeeper : |
|-------------------|--|--------------|

Formula Vee

QUALIFYING - RACE 7 - LAP ANALYSIS



| | | | | | | | |
|----------|----------------------|----------|---------------------|--------|-----------------|------------|---------------------|
| 1 | Brian KELLY | | | Sheane | | | |
| 1 - | 1:20.810 | + 4.499 | 12:10:13.091 | 9 - | 1:16.627 | + 0.316 | 12:20:39.497 |
| 2 - | 1:17.325 | + 1.014 | 12:11:30.416 | 10 - | 1:20.645 | + 4.334 | 12:22:00.142 |
| 3 - | 1:17.005 | + 0.694 | 12:12:47.421 | 11 - | 1:16.311 | | 12:23:16.453 |
| 4 - | 1:17.210 | + 0.899 | 12:14:04.631 | 12 - | 1:17.463 | + 1.152 | 12:24:33.916 |
| 5 - | 1:16.435 | + 0.124 | 12:15:21.066 | 13 - | 1:18.227 | + 1.916 | 12:25:52.143 |
| 6 - | 1:17.722 | + 1.411 | 12:16:38.788 | 14 - | 1:20.166 | + 3.855 | 12:27:12.309 |
| 7 - | 1:27.670 | + 11.359 | 12:18:06.458 | 15 - | 1:56.812 | + 40.501 | 12:29:09.121 |
| 8 - | 1:16.412 | + 0.101 | 12:19:22.870 | | | | |
| 2 | Robbie ALLEN | | | Sheane | | | |
| 1 - | 1:20.969 | + 4.969 | 12:09:51.056 | 9 - | 1:16.547 | + 0.547 | 12:20:03.836 |
| 2 - | 1:17.071 | + 1.071 | 12:11:08.127 | 10 - | 1:17.465 | + 1.465 | 12:21:21.301 |
| 3 - | 1:17.047 | + 1.047 | 12:12:25.174 | 11 - | 1:16.057 | + 0.057 | 12:22:37.358 |
| 4 - | 1:16.443 | + 0.443 | 12:13:41.617 | 12 - | 1:16.177 | + 0.177 | 12:23:53.535 |
| 5 - | 1:16.082 | + 0.082 | 12:14:57.699 | 13 - | 1:16.589 | + 0.589 | 12:25:10.124 |
| 6 - | 1:16.000 | | 12:16:13.699 | 14 - | 1:31.924 | + 15.924 | 12:26:42.048 |
| 7 - | 1:16.940 | + 0.940 | 12:17:30.639 | 15 - | 1:36.366 | + 20.366 | 12:28:18.414 |
| 8 - | 1:16.650 | + 0.650 | 12:18:47.289 | | | | |
| 4 | Adam MACAULAY | | | Sheane | | | |
| 1 - | 1:20.667 | + 4.629 | 12:09:45.741 | 9 - | 1:16.817 | + 0.779 | 12:20:06.381 |
| 2 - | 1:17.684 | + 1.646 | 12:11:03.425 | 10 - | 1:17.033 | + 0.995 | 12:21:23.414 |
| 3 - | 1:18.850 | + 2.812 | 12:12:22.275 | 11 - | 1:17.548 | + 1.510 | 12:22:40.962 |
| 4 - | 1:17.297 | + 1.259 | 12:13:39.572 | 12 - | 1:16.038 | | 12:23:57.000 |
| 5 - | 1:17.097 | + 1.059 | 12:14:56.669 | 13 - | 1:18.387 | + 2.349 | 12:25:15.387 |
| 6 - | 1:17.628 | + 1.590 | 12:16:14.297 | 14 - | 1:16.980 | + 0.942 | 12:26:32.367 |
| 7 - | 1:17.697 | + 1.659 | 12:17:31.994 | 15 - | 1:16.697 | + 0.659 | 12:27:49.064 |
| 8 - | 1:17.570 | + 1.532 | 12:18:49.564 | 16 - | 1:17.205 | + 1.167 | 12:29:06.269 |
| 5 | Daniel POLLEY | | | Sheane | | | |
| 1 - | 1:19.132 | + 3.895 | 12:09:56.460 | 9 - | 1:18.624 P | + 3.387 | 12:20:04.960 |
| 2 - | 1:15.582 | + 0.345 | 12:11:12.042 | 10 - | 2:42.527 | + 1:27.290 | 12:22:47.487 |
| 3 - | 1:15.832 | + 0.595 | 12:12:27.874 | 11 - | 1:16.320 | + 1.083 | 12:24:03.807 |
| 4 - | 1:15.681 | + 0.444 | 12:13:43.555 | 12 - | 1:15.237 | | 12:25:19.044 |
| 5 - | 1:15.410 | + 0.173 | 12:14:58.965 | 13 - | 1:16.162 | + 0.925 | 12:26:35.206 |
| 6 - | 1:15.529 | + 0.292 | 12:16:14.494 | 14 - | 1:15.327 | + 0.090 | 12:27:50.533 |
| 7 - | 1:16.434 | + 1.197 | 12:17:30.928 | 15 - | 1:15.956 | + 0.719 | 12:29:06.489 |
| 8 - | 1:15.408 | + 0.171 | 12:18:46.336 | | | | |
| 6 | Robert CASEY | | | Sheane | | | |
| 1 - | 1:22.723 | + 6.641 | 12:09:45.143 | 8 - | 1:17.418 | + 1.336 | 12:19:24.879 |
| 2 - | 1:30.439 | + 14.357 | 12:11:15.582 | 9 - | 1:16.082 | | 12:20:40.961 |
| 3 - | 1:31.457 | + 15.375 | 12:12:47.039 | 10 - | 1:16.511 | + 0.429 | 12:21:57.472 |
| 4 - | 1:18.343 | + 2.261 | 12:14:05.382 | 11 - | 1:34.085 P | + 18.003 | 12:23:31.557 |
| 5 - | 1:16.143 | + 0.061 | 12:15:21.525 | 12 - | 3:04.513 | + 1:48.431 | 12:26:36.070 |
| 6 - | 1:16.390 | + 0.308 | 12:16:37.915 | 13 - | 1:16.504 | + 0.422 | 12:27:52.574 |
| 7 - | 1:29.546 | + 13.464 | 12:18:07.461 | 14 - | 1:17.770 | + 1.688 | 12:29:10.344 |
| 8 | Jimmy FURLONG | | | Sheane | | | |
| 1 - | 1:21.644 | + 5.956 | 12:09:44.540 | 9 - | 1:16.314 | + 0.626 | 12:20:04.154 |
| 2 - | 1:16.570 | + 0.882 | 12:11:01.110 | 10 - | 1:17.579 | + 1.891 | 12:21:21.733 |
| 3 - | 1:16.591 | + 0.903 | 12:12:17.701 | 11 - | 1:16.265 | + 0.577 | 12:22:37.998 |
| 4 - | 1:16.263 | + 0.575 | 12:13:33.964 | 12 - | 1:16.040 | + 0.352 | 12:23:54.038 |
| 5 - | 1:16.500 | + 0.812 | 12:14:50.464 | 13 - | 1:22.770 | + 7.082 | 12:25:16.808 |
| 6 - | 1:16.479 | + 0.791 | 12:16:06.943 | 14 - | 1:16.030 | + 0.342 | 12:26:32.838 |
| 7 - | 1:16.932 | + 1.244 | 12:17:23.875 | 15 - | 1:15.688 | | 12:27:48.526 |
| 8 - | 1:23.965 | + 8.277 | 12:18:47.840 | 16 - | 1:17.339 | + 1.651 | 12:29:05.865 |

Weather / Track : Cloudy / Dry

Anglesey Coastal
Circuit Length = 1.5500 miles
Start: 12:08 End: 12:29

Formula Vee

QUALIFYING - RACE 7 - LAP ANALYSIS



| | | | | | | | |
|-----------|--------------------------|---------|--------------|----------|-----------------|----------|---------------------|
| 12 | William CALLAGHAN | | | Sheane | | | |
| 1 - | 1:24.606 | + 6.977 | 12:10:09.183 | 9 - | 1:17.912 | + 0.283 | 12:20:42.036 |
| 2 - | 1:19.530 | + 1.901 | 12:11:28.713 | 10 - | 1:17.629 | | 12:21:59.665 |
| 3 - | 1:19.503 | + 1.874 | 12:12:48.216 | 11 - | 1:17.705 | + 0.076 | 12:23:17.370 |
| 4 - | 1:18.025 | + 0.396 | 12:14:06.241 | 12 - | 1:18.582 | + 0.953 | 12:24:35.952 |
| 5 - | 1:18.253 | + 0.624 | 12:15:24.494 | 13 - | 1:18.612 | + 0.983 | 12:25:54.564 |
| 6 - | 1:19.678 | + 2.049 | 12:16:44.172 | 14 - | 1:18.493 | + 0.864 | 12:27:13.057 |
| 7 - | 1:21.108 | + 3.479 | 12:18:05.280 | 15 - | 1:18.970 | + 1.341 | 12:28:32.027 |
| 8 - | 1:18.844 | + 1.215 | 12:19:24.124 | | | | |
| 14 | Morgan McCOURT | | | Leastone | | | |
| 1 - | 1:23.566 | + 5.634 | 12:10:01.864 | 9 - | 1:18.907 | + 0.975 | 12:20:31.726 |
| 2 - | 1:19.761 | + 1.829 | 12:11:21.625 | 10 - | 1:18.128 | + 0.196 | 12:21:49.854 |
| 3 - | 1:19.948 | + 2.016 | 12:12:41.573 | 11 - | 1:18.784 | + 0.852 | 12:23:08.638 |
| 4 - | 1:18.276 | + 0.344 | 12:13:59.849 | 12 - | 1:17.932 | | 12:24:26.570 |
| 5 - | 1:18.523 | + 0.591 | 12:15:18.372 | 13 - | 1:18.249 | + 0.317 | 12:25:44.819 |
| 6 - | 1:17.938 | + 0.006 | 12:16:36.310 | 14 - | 1:18.384 | + 0.452 | 12:27:03.203 |
| 7 - | 1:18.366 | + 0.434 | 12:17:54.676 | 15 - | 1:18.117 | + 0.185 | 12:28:21.320 |
| 8 - | 1:18.143 | + 0.211 | 12:19:12.819 | | | | |
| 21 | Tim O'FLAHERTY | | | Sheane | | | |
| 1 - | 1:30.822 | + 9.754 | 12:10:26.267 | 8 - | 1:21.738 | + 0.670 | 12:20:03.401 |
| 2 - | 1:24.306 | + 3.238 | 12:11:50.573 | 9 - | 1:22.660 | + 1.592 | 12:21:26.061 |
| 3 - | 1:22.868 | + 1.800 | 12:13:13.441 | 10 - | 1:21.068 | | 12:22:47.129 |
| 4 - | 1:21.124 | + 0.056 | 12:14:34.565 | 11 - | 1:28.785 | + 7.717 | 12:24:15.914 |
| 5 - | 1:23.996 | + 2.928 | 12:15:58.561 | 12 - | 1:21.262 | + 0.194 | 12:25:37.176 |
| 6 - | 1:21.780 | + 0.712 | 12:17:20.341 | 13 - | 1:22.130 | + 1.062 | 12:26:59.306 |
| 7 - | 1:21.322 | + 0.254 | 12:18:41.663 | 14 - | 1:21.096 | + 0.028 | 12:28:20.402 |
| 24 | David O'BRIEN | | | Sheane | | | |
| 1 - | 1:21.673 | + 5.393 | 12:09:47.537 | 8 - | 1:16.759 | + 0.479 | 12:18:49.064 |
| 2 - | 1:17.106 | + 0.826 | 12:11:04.643 | 9 - | 1:17.865 | + 1.585 | 12:20:06.929 |
| 3 - | 1:18.029 | + 1.749 | 12:12:22.672 | 10 - | 1:16.889 | + 0.609 | 12:21:23.818 |
| 4 - | 1:16.557 | + 0.277 | 12:13:39.229 | 11 - | 1:16.589 | + 0.309 | 12:22:40.407 |
| 5 - | 1:18.331 | + 2.051 | 12:14:57.560 | 12 - | 1:17.452 | + 1.172 | 12:23:57.859 |
| 6 - | 1:17.343 | + 1.063 | 12:16:14.903 | 13 - | 1:16.280 | | 12:25:14.139 |
| 7 - | 1:17.402 | + 1.122 | 12:17:32.305 | 14 - | 1:33.201 P | + 16.921 | 12:26:47.340 |
| 25 | Gavin BARR | | | Leastone | | | |
| 1 - | 1:24.241 | + 5.768 | 12:10:06.125 | 9 - | 1:18.619 | + 0.146 | 12:20:37.950 |
| 2 - | 1:18.597 | + 0.124 | 12:11:24.722 | 10 - | 1:18.473 | | 12:21:56.423 |
| 3 - | 1:18.672 | + 0.199 | 12:12:43.394 | 11 - | 1:19.598 | + 1.125 | 12:23:16.021 |
| 4 - | 1:18.544 | + 0.071 | 12:14:01.938 | 12 - | 1:21.007 | + 2.534 | 12:24:37.028 |
| 5 - | 1:18.627 | + 0.154 | 12:15:20.565 | 13 - | 1:18.839 | + 0.366 | 12:25:55.867 |
| 6 - | 1:18.931 | + 0.458 | 12:16:39.496 | 14 - | 1:19.780 | + 1.307 | 12:27:15.647 |
| 7 - | 1:19.820 | + 1.347 | 12:17:59.316 | 15 - | 1:26.849 P | + 8.376 | 12:28:42.496 |
| 8 - | 1:20.015 | + 1.542 | 12:19:19.331 | | | | |
| 28 | Aiden BYRNE | | | Sheane | | | |
| 1 - | 1:24.461 | + 5.047 | 12:10:15.349 | 9 - | 1:19.414 | | 12:20:58.066 |
| 2 - | 1:21.848 | + 2.434 | 12:11:37.197 | 10 - | 1:19.567 | + 0.153 | 12:22:17.633 |
| 3 - | 1:21.497 | + 2.083 | 12:12:58.694 | 11 - | 1:19.625 | + 0.211 | 12:23:37.258 |
| 4 - | 1:20.348 | + 0.934 | 12:14:19.042 | 12 - | 1:19.572 | + 0.158 | 12:24:56.830 |
| 5 - | 1:20.230 | + 0.816 | 12:15:39.272 | 13 - | 1:19.533 | + 0.119 | 12:26:16.363 |
| 6 - | 1:19.421 | + 0.007 | 12:16:58.693 | 14 - | 1:20.428 | + 1.014 | 12:27:36.791 |
| 7 - | 1:20.053 | + 0.639 | 12:18:18.746 | 15 - | 1:21.137 | + 1.723 | 12:28:57.928 |
| 8 - | 1:19.906 | + 0.492 | 12:19:38.652 | | | | |
| 34 | Damien FLYNN | | | Sheane | | | |
| 1 - | 1:28.641 | + 8.223 | 12:10:01.191 | 9 - | 1:20.418 | | 12:21:01.007 |

Weather / Track : Cloudy / Dry

Anglesey Coastal
Circuit Length = 1.5500 miles
Start: 12:08 End: 12:29

Formula Vee

QUALIFYING - RACE 7 - LAP ANALYSIS



| | | | | | | | |
|-----------|----------------------|----------|---------------------|--------|-----------------|------------|---------------------|
| 2 - | 1:22.143 | + 1.725 | 12:11:23.334 | 10 - | 1:20.440 | + 0.022 | 12:22:21.447 |
| 3 - | 1:21.404 | + 0.986 | 12:12:44.738 | 11 - | 1:20.804 | + 0.386 | 12:23:42.251 |
| 4 - | 1:28.534 | + 8.116 | 12:14:13.272 | 12 - | 1:21.241 | + 0.823 | 12:25:03.492 |
| 5 - | 1:21.287 | + 0.869 | 12:15:34.559 | 13 - | 1:21.943 | + 1.525 | 12:26:25.435 |
| 6 - | 1:21.014 | + 0.596 | 12:16:55.573 | 14 - | 1:20.914 | + 0.496 | 12:27:46.349 |
| 7 - | 1:23.876 | + 3.458 | 12:18:19.449 | 15 - | 1:22.409 | + 1.991 | 12:29:08.758 |
| 8 - | 1:21.140 | + 0.722 | 12:19:40.589 | | | | |
| 37 | Damien MURPHY | | | Sheane | | | |
| 1 - | 1:25.300 | + 6.111 | 12:10:07.835 | 9 - | 1:19.386 | + 0.197 | 12:20:47.639 |
| 2 - | 1:19.843 | + 0.654 | 12:11:27.678 | 10 - | 1:19.284 | + 0.095 | 12:22:06.923 |
| 3 - | 1:22.178 | + 2.989 | 12:12:49.856 | 11 - | 1:19.963 | + 0.774 | 12:23:26.886 |
| 4 - | 1:20.172 | + 0.983 | 12:14:10.028 | 12 - | 1:19.225 | + 0.036 | 12:24:46.111 |
| 5 - | 1:19.939 | + 0.750 | 12:15:29.967 | 13 - | 1:19.189 | | 12:26:05.300 |
| 6 - | 1:19.584 | + 0.395 | 12:16:49.551 | 14 - | 1:19.619 | + 0.430 | 12:27:24.919 |
| 7 - | 1:19.434 | + 0.245 | 12:18:08.985 | 15 - | 1:20.021 | + 0.832 | 12:28:44.940 |
| 8 - | 1:19.268 | + 0.079 | 12:19:28.253 | | | | |
| 38 | Lloyd MURPHY | | | Sheane | | | |
| 1 - | 1:23.632 | + 7.129 | 12:10:03.949 | 9 - | 1:26.116 | + 9.613 | 12:20:33.069 |
| 2 - | 1:18.455 | + 1.952 | 12:11:22.404 | 10 - | 1:17.139 | + 0.636 | 12:21:50.208 |
| 3 - | 1:17.964 | + 1.461 | 12:12:40.368 | 11 - | 1:17.390 | + 0.887 | 12:23:07.598 |
| 4 - | 1:17.002 | + 0.499 | 12:13:57.370 | 12 - | 1:16.985 | + 0.482 | 12:24:24.583 |
| 5 - | 1:17.237 | + 0.734 | 12:15:14.607 | 13 - | 1:28.485 | + 11.982 | 12:25:53.068 |
| 6 - | 1:16.840 | + 0.337 | 12:16:31.447 | 14 - | 1:19.462 | + 2.959 | 12:27:12.530 |
| 7 - | 1:19.003 | + 2.500 | 12:17:50.450 | 15 - | 1:55.755 | + 39.252 | 12:29:08.285 |
| 8 - | 1:16.503 | | 12:19:06.953 | | | | |
| 40 | Joe SMITH | | | Sheane | | | |
| 1 - | 1:24.737 | + 6.721 | 12:10:00.291 | 9 - | 1:18.651 | + 0.635 | 12:20:36.554 |
| 2 - | 1:20.699 | + 2.683 | 12:11:20.990 | 10 - | 1:18.199 | + 0.183 | 12:21:54.753 |
| 3 - | 1:21.690 | + 3.674 | 12:12:42.680 | 11 - | 1:18.016 | | 12:23:12.769 |
| 4 - | 1:18.648 | + 0.632 | 12:14:01.328 | 12 - | 1:18.460 | + 0.444 | 12:24:31.229 |
| 5 - | 1:18.170 | + 0.154 | 12:15:19.498 | 13 - | 1:21.666 | + 3.650 | 12:25:52.895 |
| 6 - | 1:18.734 | + 0.718 | 12:16:38.232 | 14 - | 1:21.345 | + 3.329 | 12:27:14.240 |
| 7 - | 1:21.445 | + 3.429 | 12:17:59.677 | 15 - | 1:23.187 | + 5.171 | 12:28:37.427 |
| 8 - | 1:18.226 | + 0.210 | 12:19:17.903 | | | | |
| 41 | Bob PARKS | | | Sheane | | | |
| 1 - | 1:22.466 | + 4.111 | 12:09:57.496 | 8 - | 1:18.442 | + 0.087 | 12:19:08.051 |
| 2 - | 1:18.521 | + 0.166 | 12:11:16.017 | 9 - | 1:26.854 | + 8.499 | 12:20:34.905 |
| 3 - | 1:19.114 | + 0.759 | 12:12:35.131 | 10 - | 1:18.749 | + 0.394 | 12:21:53.654 |
| 4 - | 1:18.657 | + 0.302 | 12:13:53.788 | 11 - | 1:18.629 | + 0.274 | 12:23:12.283 |
| 5 - | 1:18.596 | + 0.241 | 12:15:12.384 | 12 - | 1:18.355 | | 12:24:30.638 |
| 6 - | 1:18.632 | + 0.277 | 12:16:31.016 | 13 - | 1:18.772 | + 0.417 | 12:25:49.410 |
| 7 - | 1:18.593 | + 0.238 | 12:17:49.609 | 14 - | 1:32.046 P | + 13.691 | 12:27:21.456 |
| 46 | Mick SAMMON | | | Sheane | | | |
| 1 - | 1:23.543 | + 5.435 | 12:09:55.001 | 8 - | 1:27.388 P | + 9.280 | 12:19:15.203 |
| 2 - | 1:19.518 | + 1.410 | 12:11:14.519 | 9 - | 2:58.512 | + 1:40.404 | 12:22:13.715 |
| 3 - | 1:18.708 | + 0.600 | 12:12:33.227 | 10 - | 1:18.827 | + 0.719 | 12:23:32.542 |
| 4 - | 1:18.516 | + 0.408 | 12:13:51.743 | 11 - | 1:49.873 | + 31.765 | 12:25:22.415 |
| 5 - | 1:18.941 | + 0.833 | 12:15:10.684 | 12 - | 1:19.385 | + 1.277 | 12:26:41.800 |
| 6 - | 1:18.152 | + 0.044 | 12:16:28.836 | 13 - | 1:18.392 | + 0.284 | 12:28:00.192 |
| 7 - | 1:18.979 | + 0.871 | 12:17:47.815 | 14 - | 1:18.108 | | 12:29:18.300 |
| 50 | Gordon HALNON | | | Sheane | | | |
| 1 - | 1:35.841 | + 15.417 | 12:10:34.084 | 8 - | 1:20.820 | + 0.396 | 12:20:02.761 |
| 2 - | 1:22.182 | + 1.758 | 12:11:56.266 | 9 - | 1:22.505 | + 2.081 | 12:21:25.266 |
| 3 - | 1:22.112 | + 1.688 | 12:13:18.378 | 10 - | 1:21.291 | + 0.867 | 12:22:46.557 |
| 4 - | 1:21.326 | + 0.902 | 12:14:39.704 | 11 - | 1:20.865 | + 0.441 | 12:24:07.422 |

Weather / Track : Cloudy / Dry

Anglesey Coastal
Circuit Length = 1.5500 miles
Start: 12:08 End: 12:29

Formula Vee

QUALIFYING - RACE 7 - LAP ANALYSIS




| | | | | | | | |
|------------|----------------------|----------|---------------------|----------|-----------------|-------------|---------------------|
| 5 - | 1:20.531 | + 0.107 | 12:16:00.235 | 12 - | 1:21.125 | + 0.701 | 12:25:28.547 |
| 6 - | 1:20.424 | | 12:17:20.659 | 13 - | 1:20.682 | + 0.258 | 12:26:49.229 |
| 7 - | 1:21.282 | + 0.858 | 12:18:41.941 | 14 - | 1:20.491 | + 0.067 | 12:28:09.720 |
| 57 | Ger BYRNE | | | Sheane | | | |
| 1 - | 1:24.387 | + 5.882 | 12:10:09.753 | 8 - | 1:19.910 | + 1.405 | 12:19:25.546 |
| 2 - | 1:19.460 | + 0.955 | 12:11:29.213 | 9 - | 1:18.804 | + 0.299 | 12:20:44.350 |
| 3 - | 1:19.791 | + 1.286 | 12:12:49.004 | 10 - | 1:18.977 | + 0.472 | 12:22:03.327 |
| 4 - | 1:19.021 | + 0.516 | 12:14:08.025 | 11 - | 1:18.505 | | 12:23:21.832 |
| 5 - | 1:18.900 | + 0.395 | 12:15:26.925 | 12 - | 1:19.170 | + 0.665 | 12:24:41.002 |
| 6 - | 1:19.549 | + 1.044 | 12:16:46.474 | 13 - | 1:18.774 | + 0.269 | 12:25:59.776 |
| 7 - | 1:19.162 | + 0.657 | 12:18:05.636 | | | | |
| 62 | Paul HEAVEY | | | Leastone | | | |
| 1 - | 1:26.191 | | 12:10:03.481 | 4 - | 2:34.251 P | + 1:08.060 | 12:16:06.698 |
| 2 - | 1:32.505 | + 6.314 | 12:11:35.986 | 5 - | 11:40.211 P | + 10:14.020 | 12:27:46.909 |
| 3 - | 1:56.461 P | + 30.270 | 12:13:32.447 | | | | |
| 96 | Ray MOORE | | | Leastone | | | |
| 1 - | 1:20.038 | + 4.490 | 12:09:46.914 | 9 - | 1:19.722 | + 4.174 | 12:20:05.564 |
| 2 - | 1:16.779 | + 1.231 | 12:11:03.693 | 10 - | 1:16.597 | + 1.049 | 12:21:22.161 |
| 3 - | 1:17.636 | + 2.088 | 12:12:21.329 | 11 - | 1:20.609 | + 5.061 | 12:22:42.770 |
| 4 - | 1:16.394 | + 0.846 | 12:13:37.723 | 12 - | 1:15.548 | | 12:23:58.318 |
| 5 - | 1:16.185 | + 0.637 | 12:14:53.908 | 13 - | 1:16.358 | + 0.810 | 12:25:14.676 |
| 6 - | 1:15.938 | + 0.390 | 12:16:09.846 | 14 - | 1:16.406 | + 0.858 | 12:26:31.082 |
| 7 - | 1:16.173 | + 0.625 | 12:17:26.019 | 15 - | 1:16.149 | + 0.601 | 12:27:47.231 |
| 8 - | 1:19.823 | + 4.275 | 12:18:45.842 | 16 - | 1:18.295 | + 2.747 | 12:29:05.526 |
| 99 | Paula MOORE | | | Leastone | | | |
| 1 - | 1:32.000 | + 12.734 | 12:10:15.072 | 9 - | 1:19.748 | + 0.482 | 12:21:00.063 |
| 2 - | 1:22.670 | + 3.404 | 12:11:37.742 | 10 - | 1:19.667 | + 0.401 | 12:22:19.730 |
| 3 - | 1:22.604 | + 3.338 | 12:13:00.346 | 11 - | 1:19.464 | + 0.198 | 12:23:39.194 |
| 4 - | 1:20.543 | + 1.277 | 12:14:20.889 | 12 - | 1:19.266 | | 12:24:58.460 |
| 5 - | 1:20.300 | + 1.034 | 12:15:41.189 | 13 - | 1:19.504 | + 0.238 | 12:26:17.964 |
| 6 - | 1:19.455 | + 0.189 | 12:17:00.644 | 14 - | 1:19.476 | + 0.210 | 12:27:37.440 |
| 7 - | 1:19.542 | + 0.276 | 12:18:20.186 | 15 - | 1:22.923 | + 3.657 | 12:29:00.363 |
| 8 - | 1:20.129 | + 0.863 | 12:19:40.315 | | | | |
| 138 | Niall McGAHON | | | Sheane | | | |
| 1 - | 1:35.575 | + 12.247 | 12:10:25.814 | 8 - | 1:23.930 | + 0.602 | 12:20:21.844 |
| 2 - | 1:27.781 | + 4.453 | 12:11:53.595 | 9 - | 1:24.104 | + 0.776 | 12:21:45.948 |
| 3 - | 1:25.701 | + 2.373 | 12:13:19.296 | 10 - | 1:25.948 | + 2.620 | 12:23:11.896 |
| 4 - | 1:23.328 | | 12:14:42.624 | 11 - | 1:30.236 | + 6.908 | 12:24:42.132 |
| 5 - | 1:23.578 | + 0.250 | 12:16:06.202 | 12 - | 1:26.363 | + 3.035 | 12:26:08.495 |
| 6 - | 1:26.286 | + 2.958 | 12:17:32.488 | 13 - | 1:28.359 | + 5.031 | 12:27:36.854 |
| 7 - | 1:25.426 | + 2.098 | 12:18:57.914 | 14 - | 1:31.812 | + 8.484 | 12:29:08.666 |

Weather / Track : Cloudy / Dry

Anglesey Coastal
Circuit Length = 1.5500 miles
Start: 12:08 End: 12:29

Formula Vee

RACE 7 - GRID

| | | |
|--|----------------------------------|-------------------------------|
| ROW 12 | 1:26.191 62 Paul HEAVEY | 1:23.328 138 Niall McGAHON |
| ROW 11 | 1:21.068 21 Tim O'FLAHERTY | 1:20.424 50 Gordon HALNON |
| ROW 10 | 1:20.418 34 Damien FLYNN | 1:19.414 28 Aiden BYRNE |
| ROW 9 | 1:19.266 99 Paula MOORE | 1:19.189 37 Damien MURPHY |
| ROW 8 | 1:18.505 57 Ger BYRNE | 1:18.473 25 Gavin BARR |
| ROW 7 | 1:18.355 41 Bob PARKS | 1:18.108 46 Mick SAMMON |
| ROW 6 | 1:18.016 40 Joe SMITH | 1:17.932 14 Morgan McCOURT |
| ROW 5 | 1:17.629 12 William CALLAGHAN | 1:16.503 38 Lloyd MURPHY |
| ROW 4 | 1:16.311 1 Brian KELLY | 1:16.280 24 David O'BRIEN |
| ROW 3 | 1:16.082 6 Robert CASEY | 1:16.038 4 Adam MACAULAY |
| ROW 2 | 1:16.000 2 Robbie ALLEN | 1:15.688 8 Jimmy FURLONG |
| ROW 1 | 1:15.548 96 Ray MOORE | 1:15.237 5 Daniel POLLEY |
| Pole | | |
|  | | |

Anglesey Coastal
 Circuit Length = 1.5500 miles

These results are provisional until the conclusion of any judicial and technical matters.

| | |
|-------------------|--------------|
| Clerk of Course : | Timekeeper : |
|-------------------|--------------|



Formula Libre

RACE 1 - CLASSIFICATION



| POS | NO | CL | NAME | ENTRY | LAPS | TIME | GAP | DIFF | MPH | BEST | ON |
|-----|----|----|-----------------------|----------------|------|-----------|-----------------|--------|-------|----------|----|
| 1 | 27 | | Paul DAGG | Dallara F304 | 15 | 16:44.828 | | | 83.29 | 1:05.075 | 2 |
| 2 | 6 | | Stephen DALY | Tatuus Renault | 15 | 16:48.518 | 3.690 | 3.690 | 82.99 | 1:06.393 | 12 |
| 3 | 3 | | Dan DALY | Reynard 92 D | 15 | 16:57.681 | 12.853 | 9.163 | 82.24 | 1:05.775 | 4 |
| 4 | 19 | | John DOWNEY | Reynard 93 D | 15 | 17:41.176 | 56.348 | 43.495 | 78.87 | 1:08.152 | 9 |
| 5 | 5 | | Dermot NOLAN | Reynard 873 | 15 | 17:49.792 | 1:04.964 | 8.616 | 78.24 | 1:10.012 | 13 |
| 6 | 51 | | Eamon MATHESON | Mission T5 | 14 | 16:52.661 | 1 lap | 1 lap | 77.14 | 1:07.837 | 3 |
| 7 | 20 | | John DALY | Lola 93/50 | 14 | 17:38.715 | 1 lap | 46.054 | 73.78 | 1:11.375 | 2 |

FASTEST LAP

| | | | | | | |
|----|------------------|--------------|---|----------|-----------|------------|
| 27 | Paul DAGG | Dallara F304 | 2 | 1:05.075 | 85.74 mph | 137.99 kph |
|----|------------------|--------------|---|----------|-----------|------------|

Weather / Track : Cloudy / Dry

These results are provisional until the conclusion of any judicial and technical matters.

Anglesey Coastal
Circuit Length = 1.5500 miles
Start: 14:00 End: 14:18

Clerk of Course :

Timekeeper :

Formula Libre
RACE 1 - LAP CHART



| Lap 1 | | | Lap 2 | | | Lap 3 | | | Lap 4 | | | Lap 5 | | |
|-------|--------|----------|-------|--------|----------|-------|--------|----------|-------|--------|----------|-------|--------|----------|
| No | Behind | Laptime | No | Behind | Laptime | No | Behind | Laptime | No | Behind | Laptime | No | Behind | Laptime |
| 27 | | 1:10.885 | 27 | | 1:05.075 | 27 | | 1:05.199 | 27 | | 1:05.711 | 27 | | 1:05.967 |
| 3 | 0.774 | 1:11.659 | 6 | 3.682 | 1:06.913 | 6 | 5.510 | 1:07.027 | 6 | 7.229 | 1:07.430 | 6 | 8.047 | 1:06.785 |
| 6 | 1.844 | 1:12.729 | 51 | 5.967 | 1:08.073 | 51 | 8.605 | 1:07.837 | 51 | 12.226 | 1:09.332 | 3 | 13.275 | 1:06.492 |
| 51 | 2.969 | 1:13.854 | 3 | 10.489 | 1:14.790 | 3 | 12.686 | 1:07.396 | 3 | 12.750 | 1:05.775 | 51 | 16.164 | 1:09.905 |
| 5 | 6.248 | 1:17.133 | 19 | 11.793 | 1:10.108 | 19 | 15.726 | 1:09.132 | 19 | 22.752 | 1:12.737 | 19 | 27.007 | 1:10.222 |
| 19 | 6.760 | 1:17.645 | 5 | 12.656 | 1:11.483 | 5 | 19.261 | 1:11.804 | 5 | 25.794 | 1:12.244 | 5 | 30.953 | 1:11.126 |
| 20 | 7.258 | 1:18.143 | 20 | 13.558 | 1:11.375 | 20 | 19.787 | 1:11.428 | 20 | 41.300 | 1:27.224 | 20 | 48.168 | 1:12.835 |

Weather / Track : Cloudy / Dry

Anglesey Coastal
 Circuit Length = 1.5500 miles
 Start: 14:00 End: 14:18

Formula Libre
RACE 1 - LAP CHART



| Lap 6 | | | Lap 7 | | | Lap 8 | | | Lap 9 | | | Lap 10 | | |
|-------|--------|----------|-------|----------|----------|-------|--------|----------|-------|--------|----------|--------|--------|----------|
| No | Behind | Laptime | No | Behind | Laptime | No | Behind | Laptime | No | Behind | Laptime | No | Behind | Laptime |
| 27 | | 1:06.216 | 27 | | 1:08.137 | 27 | | 1:06.905 | 27 | | 1:07.264 | 27 | | 1:06.710 |
| 6 | 8.570 | 1:06.739 | 6 | 6.917 | 1:06.484 | 6 | 6.811 | 1:06.799 | 20 | 1 LAP | 1:16.163 | 6 | 7.186 | 1:07.578 |
| 3 | 13.544 | 1:06.485 | 3 | 12.347 | 1:06.940 | 3 | 13.030 | 1:07.588 | 6 | 6.318 | 1:06.771 | 20 | 1 LAP | 1:16.093 |
| 51 | 25.254 | 1:15.306 | 51 | 30.918 | 1:13.801 | 51 | 34.252 | 1:10.239 | 3 | 13.640 | 1:07.874 | 3 | 14.384 | 1:07.454 |
| 19 | 33.175 | 1:12.384 | 19 | 35.908 | 1:10.870 | 19 | 37.832 | 1:08.829 | 51 | 37.507 | 1:10.519 | 51 | 40.182 | 1:09.385 |
| 5 | 36.168 | 1:11.431 | 5 | 38.591 | 1:10.560 | 5 | 42.530 | 1:10.844 | 19 | 38.720 | 1:08.152 | 19 | 40.797 | 1:08.787 |
| 20 | 54.505 | 1:12.553 | 20 | 1:00.971 | 1:14.603 | | | | 5 | 45.731 | 1:10.465 | 5 | 49.410 | 1:10.389 |

Weather / Track : Cloudy / Dry

Anglesey Coastal
 Circuit Length = 1.5500 miles
 Start: 14:00 End: 14:18

Formula Libre
RACE 1 - LAP CHART



| Lap 11 | | | Lap 12 | | | Lap 13 | | | Lap 14 | | | Lap 15 | | |
|--------|--------|----------|--------|--------|----------|--------|--------|----------|--------|----------|----------|--------|----------|----------|
| No | Behind | Laptime | No | Behind | Laptime | No | Behind | Laptime | No | Behind | Laptime | No | Behind | Laptime |
| 27 | | 1:07.186 | 27 | | 1:06.916 | 27 | | 1:07.256 | 27 | | 1:07.339 | 27 | | 1:08.062 |
| 6 | 6.896 | 1:06.896 | 6 | 6.373 | 1:06.393 | 6 | 5.566 | 1:06.449 | 6 | 4.773 | 1:06.546 | 6 | 3.690 | 1:06.979 |
| 3 | 14.245 | 1:07.047 | 3 | 14.674 | 1:07.345 | 3 | 14.802 | 1:07.384 | 3 | 14.458 | 1:06.995 | 51 | 1 LAP | 1:24.315 |
| 20 | 1 LAP | 1:15.979 | 20 | 1 LAP | 1:14.737 | 20 | 1 LAP | 1:17.385 | 20 | 1 LAP | 1:14.994 | 3 | 12.853 | 1:06.457 |
| 19 | 42.806 | 1:09.195 | 19 | 46.115 | 1:10.225 | 19 | 50.659 | 1:11.800 | 19 | 54.708 | 1:11.388 | 20 | 1 LAP | 1:15.203 |
| 51 | 46.827 | 1:13.831 | 51 | 54.746 | 1:14.835 | 51 | 58.919 | 1:11.429 | 5 | 1:02.601 | 1:10.742 | 19 | 56.348 | 1:09.702 |
| 5 | 52.889 | 1:10.665 | 5 | 56.442 | 1:10.469 | 5 | 59.198 | 1:10.012 | | | | 5 | 1:04.964 | 1:10.425 |

Weather / Track : Cloudy / Dry

Anglesey Coastal
 Circuit Length = 1.5500 miles
 Start: 14:00 End: 14:18



Dunlop Abarth Cup

RACE 2 - CLASSIFICATION - AMENDED

| POS | NO | CL | NAME | ENTRY | LAPS | TIME | GAP | DIFF | MPH | BEST | ON |
|-----|----|----|--------------------|--------------|------|-----------|--------|-------|-------|----------|----|
| 1 | 19 | | Clive PRATT | Punto Abarth | 8 | 11:06.646 | | | 66.96 | 1:22.233 | 2 |
| 2 | 12 | | John DENNING | Punto Abarth | 8 | 11:07.288 | 0.642 | 0.642 | 66.89 | 1:22.256 | 6 |
| 3 | 2 | | Alaster KELLETT | Punto Abarth | 8 | 11:07.822 | 1.176 | 0.534 | 66.84 | 1:22.274 | 6 |
| 4 | 42 | | Gary MILLER | Punto Abarth | 8 | 11:10.116 | 3.470 | 2.294 | 66.61 | 1:22.601 | 8 |
| 5 | 11 | | Noel GREENE | Punto Abarth | 8 | 11:11.690 | 5.044 | 1.574 | 66.45 | 1:22.845 | 6 |
| 6 | 5 | | Nigel PRATT | Punto Abarth | 8 | 11:12.340 | 5.694 | 0.650 | 66.39 | 1:22.675 | 2 |
| 7 | 15 | | Barry-John McHENRY | Punto Abarth | 8 | 11:12.827 | 6.181 | 0.487 | 66.34 | 1:22.278 | 4 |
| 8 | 6 | | Simon QUINN | Punto Abarth | 8 | 11:14.651 | 8.005 | 1.824 | 66.16 | 1:22.724 | 8 |
| 9 | 3 | | Gordon KELLETT | Punto Abarth | 8 | 11:15.120 | 8.474 | 0.469 | 66.12 | 1:22.536 | 7 |
| 10 | 7 | | Barry cMAHON | Punto Abarth | 8 | 11:19.490 | 12.844 | 4.370 | 65.69 | 1:22.980 | 7 |
| 11 | 41 | | Arthur McMAHON | Punto Abarth | 8 | 11:20.240 | 13.594 | 0.750 | 65.62 | 1:23.657 | 3 |
| 12 | 10 | | Roger McMAHON | Punto Abarth | 8 | 11:20.822 | 14.176 | 0.582 | 65.56 | 1:23.711 | 7 |

FASTEST LAP

| | | | | | | |
|----|-------------|--------------|---|----------|-----------|------------|
| 19 | Clive PRATT | Punto Abarth | 2 | 1:22.233 | 67.85 mph | 109.20 kph |
|----|-------------|--------------|---|----------|-----------|------------|

CAR 15 - RE INSTATED TO RESULTS

CAR 6 - TRANSPONDER STILL NOT WORKING PLEASE FIX

Weather / Track : Cloudy / Dry

These results are provisional until the conclusion of any judicial and technical matters.

Anglesey Coastal

Circuit Length = 1.5500 miles

Start: 14:26 End: 14:44

Clerk of Course :

Timekeeper :

Dunlop Abarth Cup

RACE 2 - LAP CHART



| Lap 1 | | | Lap 2 | | | Lap 3 | | | Lap 4 | | | Lap 5 | | |
|-------|--------|----------|-------|--------|----------|-------|--------|----------|-------|--------|----------|-------|--------|----------|
| No | Behind | Laptime | No | Behind | Laptime | No | Behind | Laptime | No | Behind | Laptime | No | Behind | Laptime |
| 19 | | 1:28.175 | 19 | | 1:22.233 | 19 | | 1:22.839 | 19 | | 1:22.824 | 19 | | 1:22.872 |
| 12 | 0.387 | 1:28.562 | 12 | 0.806 | 1:22.652 | 12 | 0.501 | 1:22.534 | 12 | 0.363 | 1:22.686 | 12 | 0.963 | 1:23.472 |
| 2 | 0.861 | 1:29.036 | 2 | 1.339 | 1:22.711 | 2 | 0.914 | 1:22.414 | 2 | 0.579 | 1:22.489 | 2 | 1.295 | 1:23.588 |
| 42 | 1.252 | 1:29.427 | 42 | 1.909 | 1:22.890 | 42 | 2.039 | 1:22.969 | 42 | 2.322 | 1:23.107 | 42 | 2.696 | 1:23.246 |
| 11 | 1.469 | 1:29.644 | 11 | 2.182 | 1:22.946 | 11 | 2.564 | 1:23.221 | 11 | 2.607 | 1:22.867 | 11 | 2.929 | 1:23.194 |
| 3 | 2.225 | 1:30.400 | 5 | 2.896 | 1:22.675 | 5 | 2.851 | 1:22.794 | 5 | 3.037 | 1:23.010 | 5 | 3.238 | 1:23.073 |
| 5 | 2.454 | 1:30.629 | 3 | 3.704 | 1:23.712 | 15 | 4.433 | 1:23.112 | 15 | 3.887 | 1:22.278 | 15 | 3.693 | 1:22.678 |
| 15 | 2.936 | 1:31.111 | 15 | 4.160 | 1:23.457 | 3 | 4.982 | 1:24.117 | 6 | 6.308 | 1:23.939 | 6 | 6.939 | 1:23.503 |
| 41 | 3.457 | 1:31.632 | 6 | 5.282 | 1:23.678 | 6 | 5.193 | 1:22.750 | 41 | 7.831 | 1:23.998 | 3 | 8.292 | 1:23.127 |
| 6 | 3.837 | 1:32.012 | 41 | 5.839 | 1:24.615 | 41 | 6.657 | 1:23.657 | 3 | 8.037 | 1:25.879 | 41 | 9.594 | 1:24.635 |
| 10 | 4.707 | 1:32.882 | 7 | 6.752 | 1:24.056 | 7 | 7.563 | 1:23.650 | 7 | 8.566 | 1:23.827 | 7 | 10.201 | 1:24.507 |
| 7 | 4.929 | 1:33.104 | 10 | 7.125 | 1:24.651 | 10 | 8.148 | 1:23.862 | 10 | 9.095 | 1:23.771 | 10 | 10.502 | 1:24.279 |

CAR 6 - TRANSPONDER STILL NOT WORKING PLEASE FIX

Weather / Track : Cloudy / Dry

Anglesey Coastal
Circuit Length = 1.5500 miles
Start: 14:26 End: 14:44

Dunlop Abarth Cup
RACE 2 - LAP CHART



| Lap 6 | | | Lap 7 | | | Lap 8 | | |
|-------|--------|----------|-------|--------|----------|-------|--------|----------|
| No | Behind | Laptime | No | Behind | Laptime | No | Behind | Laptime |
| 19 | | 1:22.538 | 19 | | 1:22.580 | 19 | | 1:22.585 |
| 12 | 0.681 | 1:22.256 | 12 | 0.890 | 1:22.789 | 12 | 0.642 | 1:22.337 |
| 2 | 1.031 | 1:22.274 | 2 | 1.169 | 1:22.718 | 2 | 1.176 | 1:22.592 |
| 42 | 2.931 | 1:22.773 | 42 | 3.454 | 1:23.103 | 42 | 3.470 | 1:22.601 |
| 11 | 3.236 | 1:22.845 | 11 | 3.902 | 1:23.246 | 11 | 5.044 | 1:23.727 |
| 5 | 3.517 | 1:22.817 | 5 | 4.233 | 1:23.296 | 5 | 5.694 | 1:24.046 |
| 15 | 4.221 | 1:23.066 | 15 | 4.675 | 1:23.034 | 15 | 6.181 | 1:24.091 |
| 6 | 7.579 | 1:23.178 | 6 | 7.866 | 1:22.867 | 6 | 8.005 | 1:22.724 |
| 3 | 8.540 | 1:22.786 | 3 | 8.496 | 1:22.536 | 3 | 8.474 | 1:22.563 |
| 41 | 10.929 | 1:23.873 | 7 | 11.740 | 1:22.980 | 7 | 12.844 | 1:23.689 |
| 7 | 11.340 | 1:23.677 | 41 | 12.298 | 1:23.949 | 41 | 13.594 | 1:23.881 |
| 10 | 11.900 | 1:23.936 | 10 | 13.031 | 1:23.711 | 10 | 14.176 | 1:23.730 |

CAR 6 - TRANSPONDER STILL NOT WORKING PLEASE FIX

Weather / Track : Cloudy / Dry

Anglesey Coastal
 Circuit Length = 1.5500 miles
 Start: 14:26 End: 14:44



Historics

RACE 3 - CLASSIFICATION

| POS | NO | CL | NAME | ENTRY | LAPS | TIME | GAP | DIFF | MPH | BEST | ON |
|----------------|-----|----|--------------------------|-------------------|------|-----------|---------------|--------|-----------|------------|----|
| 1 | 212 | | Stephen DOYLE | Lola 212 | 13 | 16:28.920 | | | 73.35 | 1:14.121 | 5 |
| 2 | 49 | | Philip JONES | Porsche 996 Turbo | 13 | 17:17.589 | 48.669 | 48.669 | 69.91 | 1:16.880 | 12 |
| 3 | 23 | | Jackie COCHRANE | Sunbeam Tiger | 13 | 17:18.317 | 49.397 | 0.728 | 69.86 | 1:16.676 | 12 |
| 4 | 69 | | Pat O'SULLIVAN | Porsche 996 | 13 | 17:26.973 | 58.053 | 8.656 | 69.28 | 1:17.465 | 8 |
| 5 | 47 | | Clive BRANDON | Lotus Type 47 | 12 | 16:52.261 | 1 lap | 1 lap | 66.14 | 1:22.587 | 12 |
| 6 | 6 | | Edmund CASSIDY | Sunbeam Tiger | 12 | 16:55.027 | 1 lap | 2.766 | 65.96 | 1:22.647 | 11 |
| 7 | 42 | | Matt DUNNE | MG Midget | 12 | 17:46.698 | 1 lap | 51.671 | 62.77 | 1:26.242 | 3 |
| 8 | 77 | | Mark KELLY | MG Midget | 11 | 16:34.914 | 2 laps | 1 lap | 61.69 | 1:27.571 | 7 |
| 9 | 62 | | Barry SMITH | MG Midget | 11 | 16:36.533 | 2 laps | 1.619 | 61.59 | 1:27.095 | 10 |
| 10 | 53 | | Garth MAXWELL | MG B GT V8 | 11 | 16:49.772 | 2 laps | 13.239 | 60.78 | 1:30.259 | 7 |
| 11 | 99 | | Martin O'SULLIVAN | MG Midget | 10 | 16:43.456 | 3 laps | 1 lap | 55.60 | 1:37.304 | 4 |
| 12 | 114 | | Megan KESSIE | Ginetta G20 Coupe | 10 | 17:43.150 | 3 laps | 59.694 | 52.48 | 1:43.870 | 3 |
| NOT CLASSIFIED | | | | | | | | | | | |
| DNC | 37 | | Noel KAVANAGH | MG B Roadster | 9 | 16:29.740 | 4 laps | 1 lap | 50.74 | 1:46.302 | 8 |
| DNF | 89 | | Bernard FOLEY | MG B | 0 | | | | | | |
| FASTEST LAP | | | | | | | | | | | |
| | 212 | | Stephen DOYLE | Lola 212 | 5 | 1:14.121 | | | 75.28 mph | 121.15 kph | |
| | 49 | | Philip JONES | Porsche 996 Turbo | 12 | 1:16.880 | | | 72.58 mph | 116.80 kph | |

Weather / Track : Cloudy / Dry
 These results are provisional until the conclusion of any judicial and technical matters.

Anglesey Coastal
 Circuit Length = 1.5500 miles
 Start: 15:01 End: 15:19

| | | |
|-------------------|--|--------------|
| Clerk of Course : | | Timekeeper : |
|-------------------|--|--------------|

Historics

RACE 3 - LAP CHART



| Lap 1 | | | Lap 2 | | | Lap 3 | | | Lap 4 | | | Lap 5 | | |
|-------|--------|----------|-------|----------|----------|-------|----------|----------|-------|----------|----------|-------|----------|----------|
| No | Behind | Laptime | No | Behind | Laptime | No | Behind | Laptime | No | Behind | Laptime | No | Behind | Laptime |
| 212 | | 1:21.725 | 212 | | 1:14.960 | 212 | | 1:14.294 | 212 | | 1:15.286 | 212 | | 1:14.121 |
| 23 | 3.046 | 1:24.771 | 23 | 7.302 | 1:19.216 | 23 | 10.847 | 1:17.839 | 23 | 16.057 | 1:20.496 | 99 | 1 LAP | 1:37.304 |
| 47 | 7.828 | 1:29.553 | 47 | 15.744 | 1:22.876 | 47 | 24.468 | 1:23.018 | 114 | 1 LAP | 1:43.870 | 23 | 24.054 | 1:22.118 |
| 6 | 10.562 | 1:32.287 | 6 | 19.581 | 1:23.979 | 49 | 26.740 | 1:17.132 | 37 | 1 LAP | 1:48.925 | 49 | 33.228 | 1:18.207 |
| 53 | 15.684 | 1:37.409 | 49 | 23.902 | 1:18.016 | 6 | 30.750 | 1:25.463 | 49 | 29.142 | 1:17.688 | 69 | 41.432 | 1:19.326 |
| 42 | 15.974 | 1:37.699 | 69 | 27.270 | 1:20.767 | 69 | 31.956 | 1:18.980 | 47 | 33.012 | 1:23.830 | 47 | 43.252 | 1:24.361 |
| 62 | 16.970 | 1:38.695 | 42 | 30.555 | 1:29.541 | 42 | 42.503 | 1:26.242 | 69 | 36.227 | 1:19.557 | 114 | 1 LAP | 1:45.312 |
| 77 | 17.833 | 1:39.558 | 53 | 32.156 | 1:31.432 | 62 | 48.124 | 1:29.749 | 6 | 39.835 | 1:24.371 | 6 | 50.433 | 1:24.719 |
| 49 | 20.846 | 1:42.571 | 62 | 32.669 | 1:30.659 | 53 | 49.303 | 1:31.441 | 42 | 54.361 | 1:27.144 | 37 | 1 LAP | 1:51.694 |
| 69 | 21.463 | 1:43.188 | 77 | 33.094 | 1:30.221 | 77 | 49.629 | 1:30.829 | 62 | 1:01.172 | 1:28.334 | 42 | 1:07.093 | 1:26.853 |
| 99 | 27.295 | 1:49.020 | 99 | 51.610 | 1:39.275 | 99 | 1:15.256 | 1:37.940 | 53 | 1:04.685 | 1:30.668 | | | |
| 114 | 32.456 | 1:54.181 | 114 | 1:02.476 | 1:44.980 | | | | 77 | 1:05.699 | 1:31.356 | | | |
| 37 | 33.385 | 1:55.110 | 37 | 1:05.602 | 1:47.177 | | | | | | | | | |

Weather / Track : Cloudy / Dry

Anglesey Coastal
 Circuit Length = 1.5500 miles
 Start: 15:01 End: 15:19



Historics

RACE 3 - LAP CHART

| Lap 6 | | | Lap 7 | | | Lap 8 | | | Lap 9 | | | Lap 10 | | |
|-------|----------|----------|-------|----------|----------|-------|----------|----------|-------|--------|----------|--------|--------|----------|
| No | Behind | Laptime | No | Behind | Laptime | No | Behind | Laptime | No | Behind | Laptime | No | Behind | Laptime |
| 212 | | 1:17.380 | 212 | | 1:16.859 | 212 | | 1:16.136 | 212 | | 1:14.781 | 212 | | 1:15.827 |
| 62 | 1 LAP | 1:30.725 | 62 | 1 LAP | 1:29.588 | 42 | 1 LAP | 1:29.595 | 99 | 2 LAPS | 1:39.802 | 47 | 1 LAP | 1:24.122 |
| 53 | 1 LAP | 1:30.644 | 53 | 1 LAP | 1:31.669 | 114 | 2 LAPS | 1:45.814 | 42 | 1 LAP | 1:28.096 | 6 | 1 LAP | 1:22.692 |
| 77 | 1 LAP | 1:29.954 | 77 | 1 LAP | 1:31.576 | 62 | 1 LAP | 1:31.512 | 49 | 42.087 | 1:19.468 | 37 | 3 LAPS | 1:48.923 |
| 23 | 29.905 | 1:23.231 | 37 | 2 LAPS | 1:51.473 | 77 | 1 LAP | 1:27.571 | 23 | 42.624 | 1:20.360 | 42 | 1 LAP | 1:29.484 |
| 49 | 33.096 | 1:17.248 | 23 | 34.372 | 1:21.326 | 53 | 1 LAP | 1:30.259 | 62 | 1 LAP | 1:30.933 | 49 | 43.524 | 1:17.264 |
| 69 | 42.448 | 1:18.396 | 49 | 34.662 | 1:18.425 | 23 | 37.045 | 1:18.809 | 77 | 1 LAP | 1:29.372 | 99 | 2 LAPS | 1:41.375 |
| 99 | 1 LAP | 1:40.828 | 69 | 43.747 | 1:18.158 | 49 | 37.400 | 1:18.874 | 69 | 48.705 | 1:18.410 | 23 | 44.008 | 1:17.211 |
| 47 | 51.530 | 1:25.658 | 47 | 59.505 | 1:24.834 | 69 | 45.076 | 1:17.465 | 53 | 1 LAP | 1:33.259 | 69 | 51.149 | 1:18.271 |
| 6 | 57.318 | 1:24.265 | 6 | 1:05.033 | 1:24.574 | 37 | 2 LAPS | 1:48.458 | 114 | 2 LAPS | 1:45.789 | 77 | 1 LAP | 1:27.911 |
| 114 | 1 LAP | 1:45.032 | 99 | 1 LAP | 1:39.498 | 47 | 1:09.425 | 1:26.056 | | | | 62 | 1 LAP | 1:29.239 |
| 42 | 1:16.804 | 1:27.091 | | | | 6 | 1:12.251 | 1:23.354 | | | | 53 | 1 LAP | 1:31.067 |

Weather / Track : Cloudy / Dry

Anglesey Coastal
Circuit Length = 1.5500 miles
Start: 15:01 End: 15:19

Historics

RACE 3 - LAP CHART



| Lap 11 | | | Lap 12 | | | Lap 13 | | |
|--------|--------|----------|--------|--------|----------|--------|--------|----------|
| No | Behind | Laptime | No | Behind | Laptime | No | Behind | Laptime |
| 212 | | 1:16.524 | 212 | | 1:15.099 | 212 | | 1:15.928 |
| 47 | 1 LAP | 1:22.682 | 53 | 2 LAPS | 1:30.826 | 37 | 4 LAPS | 1:51.678 |
| 6 | 1 LAP | 1:23.320 | 47 | 1 LAP | 1:22.684 | 77 | 2 LAPS | 1:28.121 |
| 114 | 3 LAPS | 1:46.803 | 6 | 1 LAP | 1:22.647 | 62 | 2 LAPS | 1:30.004 |
| 37 | 3 LAPS | 1:46.302 | 114 | 3 LAPS | 1:45.412 | 99 | 3 LAPS | 1:39.021 |
| 49 | 44.293 | 1:17.293 | 49 | 46.074 | 1:16.880 | 53 | 2 LAPS | 1:31.098 |
| 23 | 44.931 | 1:17.447 | 23 | 46.508 | 1:16.676 | 47 | 1 LAP | 1:22.587 |
| 42 | 1 LAP | 1:28.874 | 69 | 56.107 | 1:17.896 | 6 | 1 LAP | 1:23.356 |
| 69 | 53.310 | 1:18.685 | 42 | 1 LAP | 1:28.436 | 49 | 48.669 | 1:18.523 |
| 99 | 2 LAPS | 1:39.393 | | | | 23 | 49.397 | 1:18.817 |
| 62 | 1 LAP | 1:27.095 | | | | 69 | 58.053 | 1:17.874 |
| 77 | 1 LAP | 1:28.445 | | | | 114 | 3 LAPS | 1:45.957 |
| | | | | | | 42 | 1 LAP | 1:27.643 |

Weather / Track : Cloudy / Dry

Anglesey Coastal
Circuit Length = 1.5500 miles
Start: 15:01 End: 15:19



Mickey O'Brien Fiat Motorsport Challenge
RACE 4 - CLASSIFICATION - AMENDED



| POS | NO | CL | NAME | ENTRY | LAPS | TIME | GAP | DIFF | MPH | BEST | ON |
|-----|-----|----|-----------------|------------|------|-----------|----------|--------|-------|----------|----|
| 1 | 77 | P | Barry HALLION | Fiat Punto | 12 | 17:03.387 | | | 65.43 | 1:23.781 | 12 |
| 2 | 6 | P | Barry TRAVERS | Fiat Punto | 12 | 17:06.303 | 2.916 | 2.916 | 65.24 | 1:23.148 | 6 |
| 3 | 53 | UK | Mark SNELLING | Fiat Uno | 12 | 17:10.438 | 7.051 | 4.135 | 64.98 | 1:24.133 | 12 |
| 4 | 83 | P | John McCORMACK | Fiat Punto | 12 | 17:11.318 | 7.931 | 0.880 | 64.92 | 1:23.717 | 6 |
| 5 | 31 | P | Mark McCORMACK | Fiat Punto | 12 | 17:17.377 | 13.990 | 6.059 | 64.54 | 1:25.187 | 7 |
| 6 | 33 | P | Paul FLANAGAN | Fiat Punto | 12 | 17:18.142 | 14.755 | 0.765 | 64.50 | 1:25.347 | 4 |
| 7 | 76 | UK | Simon EDWARDS | Fiat Punto | 12 | 17:18.651 | 15.264 | 0.509 | 64.46 | 1:24.966 | 5 |
| 8 | 5 | P | Gary CUNNINGHAM | Fiat Punto | 12 | 17:19.855 | 16.468 | 1.204 | 64.39 | 1:24.256 | 6 |
| 9 | 79 | UK | Roger ESP | Fiat Uno | 12 | 17:32.608 | 29.221 | 12.753 | 63.61 | 1:25.855 | 7 |
| 10 | 85 | UK | Nigel RALPHSON | Fiat Uno | 12 | 17:36.085 | 32.698 | 3.477 | 63.40 | 1:26.436 | 7 |
| 11 | 16 | UK | Andrew BARRETT | Fiat Uno | 12 | 17:39.890 | 36.503 | 3.805 | 63.17 | 1:26.869 | 6 |
| 12 | 11 | UK | John MURPHY | Fiat Uno | 12 | 17:41.016 | 37.629 | 1.126 | 63.10 | 1:26.511 | 7 |
| 13 | 4 | P | Vicky REILLY | Fiat Punto | 12 | 17:48.291 | 44.904 | 7.275 | 62.67 | 1:27.220 | 7 |
| 14 | 13 | U | Anthony CONNORS | Fiat Uno | 12 | 18:24.774 | 1:21.387 | 36.483 | 60.61 | 1:30.200 | 4 |
| 15 | 17 | U | Collin CLINTON | Fiat Uno | 11 | 17:09.737 | 1 lap | 1 lap | 59.60 | 1:31.096 | 3 |
| 16 | 501 | U | Ulick BURKE | Fiat Uno | 11 | 17:14.891 | 1 lap | 5.154 | 59.31 | 1:32.228 | 6 |

NOT CLASSIFIED

| | | | | | | | | | | | |
|-----|----|---|------------------|----------|---|----------|--------|--------|-------|----------|---|
| DNF | 39 | U | Sabrina O'REILLY | Fiat Uno | 6 | 9:26.595 | 6 laps | 5 laps | 59.09 | 1:31.957 | 6 |
|-----|----|---|------------------|----------|---|----------|--------|--------|-------|----------|---|

FASTEST LAP

| | | | | | | | |
|----|----|-----------------|------------|----|----------|-----------|------------|
| 6 | P | Barry TRAVERS | Fiat Punto | 6 | 1:23.148 | 67.10 mph | 108.00 kph |
| 53 | UK | Mark SNELLING | Fiat Uno | 12 | 1:24.133 | 66.32 mph | 106.73 kph |
| 13 | U | Anthony CONNORS | Fiat Uno | 4 | 1:30.200 | 61.86 mph | 99.55 kph |

CAR 5 - 5 SECOND STARTLINE PENALTY
CAR 83 - 10 SECOND PENALTY C2.1.7 OVERTAKING UNDER YELLOW FLAG

Weather / Track : Cloudy / Dry

These results are provisional until the conclusion of any judicial and technical matters.

Anglesey Coastal
Circuit Length = 1.5500 miles
Start: 15:26 End: 15:45

| | |
|-------------------|--------------|
| Clerk of Course : | Timekeeper : |
|-------------------|--------------|

Mickey O'Brien Fiat Motorsport Challenge

RACE 4 - LAP CHART



| Lap 1 | | | Lap 2 | | | Lap 3 | | | Lap 4 | | | Lap 5 | | |
|-------|--------|----------|-------|--------|----------|-------|--------|----------|-------|--------|----------|-------|--------|----------|
| No | Behind | Laptime | No | Behind | Laptime | No | Behind | Laptime | No | Behind | Laptime | No | Behind | Laptime |
| 83 | | 1:32.083 | 83 | | 1:24.808 | 77 | | 1:24.460 | 77 | | 1:23.983 | 77 | | 1:24.343 |
| 6 | 0.833 | 1:32.916 | 77 | 0.548 | 1:24.048 | 83 | 0.625 | 1:25.633 | 83 | 0.610 | 1:23.968 | 83 | 0.795 | 1:24.528 |
| 5 | 0.949 | 1:33.032 | 5 | 1.577 | 1:25.436 | 5 | 2.093 | 1:25.524 | 5 | 3.109 | 1:24.999 | 6 | 3.969 | 1:24.222 |
| 77 | 1.308 | 1:33.391 | 53 | 2.301 | 1:25.203 | 53 | 2.449 | 1:25.156 | 53 | 3.652 | 1:25.186 | 5 | 4.470 | 1:25.704 |
| 53 | 1.906 | 1:33.989 | 31 | 2.855 | 1:25.295 | 31 | 3.259 | 1:25.412 | 6 | 4.090 | 1:23.696 | 53 | 4.787 | 1:25.478 |
| 31 | 2.368 | 1:34.451 | 33 | 3.787 | 1:25.682 | 6 | 4.377 | 1:24.166 | 31 | 5.361 | 1:26.085 | 31 | 6.688 | 1:25.670 |
| 33 | 2.913 | 1:34.996 | 6 | 5.219 | 1:29.194 | 33 | 4.794 | 1:26.015 | 33 | 6.158 | 1:25.347 | 33 | 7.221 | 1:25.406 |
| 4 | 3.302 | 1:35.385 | 76 | 6.043 | 1:27.267 | 76 | 6.182 | 1:25.147 | 76 | 7.450 | 1:25.251 | 76 | 8.073 | 1:24.966 |
| 16 | 3.458 | 1:35.541 | 16 | 7.249 | 1:28.599 | 16 | 9.996 | 1:27.755 | 16 | 14.150 | 1:28.137 | 85 | 17.275 | 1:27.124 |
| 76 | 3.584 | 1:35.667 | 79 | 7.620 | 1:27.875 | 79 | 10.554 | 1:27.942 | 85 | 14.494 | 1:27.577 | 79 | 18.050 | 1:27.289 |
| 79 | 4.553 | 1:36.636 | 85 | 8.117 | 1:27.696 | 85 | 10.900 | 1:27.791 | 79 | 15.104 | 1:28.533 | 16 | 18.753 | 1:28.946 |
| 85 | 5.229 | 1:37.312 | 11 | 9.229 | 1:27.721 | 11 | 11.879 | 1:27.658 | 11 | 16.088 | 1:28.192 | 11 | 19.883 | 1:28.138 |
| 11 | 6.316 | 1:38.399 | 13 | 13.499 | 1:30.872 | 4 | 15.806 | 1:27.278 | 4 | 19.210 | 1:27.387 | 4 | 22.848 | 1:27.981 |
| 13 | 7.435 | 1:39.518 | 4 | 13.536 | 1:35.042 | 13 | 19.484 | 1:30.993 | 13 | 25.701 | 1:30.200 | 13 | 32.516 | 1:31.158 |
| 17 | 8.151 | 1:40.234 | 17 | 14.474 | 1:31.131 | 17 | 20.562 | 1:31.096 | 17 | 28.169 | 1:31.590 | 17 | 36.656 | 1:32.830 |
| 39 | 8.981 | 1:41.064 | 39 | 16.833 | 1:32.660 | 39 | 24.783 | 1:32.958 | 39 | 34.309 | 1:33.509 | 501 | 43.204 | 1:32.895 |
| 501 | 9.603 | 1:41.686 | 501 | 17.427 | 1:32.632 | 501 | 25.298 | 1:32.879 | 501 | 34.652 | 1:33.337 | 39 | 44.413 | 1:34.447 |

CAR 5 - 5 SECOND STARTLINE PENALTY

Weather / Track : Cloudy / Dry

Anglesey Coastal
 Circuit Length = 1.5500 miles
 Start: 15:26 End: 15:45

Mickey O'Brien Fiat Motorsport Challenge

RACE 4 - LAP CHART



| Lap 6 | | | Lap 7 | | | Lap 8 | | | Lap 9 | | | Lap 10 | | |
|-------|--------|----------|-------|--------|----------|-------|----------|----------|-------|----------|----------|--------|----------|----------|
| No | Behind | Laptime | No | Behind | Laptime | No | Behind | Laptime | No | Behind | Laptime | No | Behind | Laptime |
| 77 | | 1:24.049 | 83 | | 1:24.672 | 83 | | 1:25.245 | 83 | | 1:23.994 | 83 | | 1:23.981 |
| 83 | 0.463 | 1:23.717 | 77 | 0.018 | 1:25.153 | 77 | 0.164 | 1:25.391 | 6 | 1.446 | 1:24.954 | 6 | 2.025 | 1:24.560 |
| 6 | 3.068 | 1:23.148 | 6 | 1.741 | 1:23.808 | 6 | 0.486 | 1:23.990 | 77 | 1.558 | 1:25.388 | 77 | 2.081 | 1:24.504 |
| 5 | 4.677 | 1:24.256 | 5 | 5.592 | 1:26.050 | 53 | 6.412 | 1:25.561 | 53 | 7.889 | 1:25.471 | 53 | 8.701 | 1:24.793 |
| 53 | 5.157 | 1:24.419 | 53 | 6.096 | 1:26.074 | 5 | 6.657 | 1:26.310 | 5 | 8.259 | 1:25.596 | 5 | 9.756 | 1:25.478 |
| 31 | 8.499 | 1:25.860 | 31 | 8.551 | 1:25.187 | 31 | 9.223 | 1:25.917 | 31 | 11.882 | 1:26.653 | 31 | 13.512 | 1:25.611 |
| 33 | 9.023 | 1:25.851 | 76 | 9.454 | 1:25.071 | 76 | 9.551 | 1:25.342 | 33 | 12.128 | 1:25.581 | 33 | 14.200 | 1:26.053 |
| 76 | 9.518 | 1:25.494 | 33 | 10.060 | 1:26.172 | 33 | 10.541 | 1:25.726 | 76 | 12.401 | 1:26.844 | 76 | 14.787 | 1:26.367 |
| 79 | 20.494 | 1:26.493 | 79 | 21.214 | 1:25.855 | 79 | 22.584 | 1:26.615 | 79 | 24.681 | 1:26.091 | 79 | 27.276 | 1:26.576 |
| 85 | 20.917 | 1:27.691 | 85 | 22.218 | 1:26.436 | 85 | 24.013 | 1:27.040 | 85 | 26.491 | 1:26.472 | 85 | 29.475 | 1:26.965 |
| 16 | 21.573 | 1:26.869 | 16 | 23.331 | 1:26.893 | 16 | 25.416 | 1:27.330 | 16 | 28.683 | 1:27.261 | 16 | 32.520 | 1:27.818 |
| 11 | 22.774 | 1:26.940 | 11 | 24.150 | 1:26.511 | 11 | 26.366 | 1:27.461 | 11 | 29.296 | 1:26.924 | 11 | 33.239 | 1:27.924 |
| 4 | 26.325 | 1:27.526 | 4 | 28.410 | 1:27.220 | 4 | 32.095 | 1:28.930 | 4 | 36.356 | 1:28.255 | 4 | 40.090 | 1:27.715 |
| 13 | 39.587 | 1:31.120 | 13 | 45.879 | 1:31.427 | 13 | 52.039 | 1:31.405 | 13 | 59.424 | 1:31.379 | 13 | 1:07.708 | 1:32.265 |
| 17 | 46.380 | 1:33.773 | 17 | 54.970 | 1:33.725 | 17 | 1:02.934 | 1:33.209 | 17 | 1:12.330 | 1:33.390 | 17 | 1:22.344 | 1:33.995 |
| 501 | 51.383 | 1:32.228 | 501 | 59.219 | 1:32.971 | 501 | 1:07.364 | 1:33.390 | 501 | 1:20.397 | 1:37.027 | | | |
| 39 | 52.321 | 1:31.957 | | | | | | | | | | | | |

CAR 5 - 5 SECOND STARTLINE PENALTY

Weather / Track : Cloudy / Dry

Anglesey Coastal
Circuit Length = 1.5500 miles
Start: 15:26 End: 15:45

Mickey O'Brien Fiat Motorsport Challenge
RACE 4 - LAP CHART



| Lap 11 | | | Lap 12 | | |
|--------|----------|----------|--------|----------|----------|
| No | Behind | Laptime | No | Behind | Laptime |
| 83 | | 1:24.197 | 83 | | 1:24.492 |
| 77 | 2.780 | 1:24.896 | 77 | 2.069 | 1:23.781 |
| 6 | 3.395 | 1:25.567 | 6 | 4.985 | 1:26.082 |
| 501 | 1 LAP | 1:33.396 | 17 | 1 LAP | 1:34.764 |
| 53 | 9.479 | 1:24.975 | 53 | 9.120 | 1:24.133 |
| 5 | 12.081 | 1:26.522 | 5 | 13.537 | 1:25.948 |
| 31 | 15.055 | 1:25.740 | 501 | 1 LAP | 1:32.450 |
| 33 | 15.784 | 1:25.781 | 31 | 16.059 | 1:25.496 |
| 76 | 16.281 | 1:25.691 | 33 | 16.824 | 1:25.532 |
| 79 | 29.194 | 1:26.115 | 76 | 17.333 | 1:25.544 |
| 85 | 32.369 | 1:27.091 | 79 | 31.290 | 1:26.588 |
| 16 | 35.919 | 1:27.596 | 85 | 34.767 | 1:26.890 |
| 11 | 36.486 | 1:27.444 | 16 | 38.572 | 1:27.145 |
| 4 | 43.606 | 1:27.713 | 11 | 39.698 | 1:27.704 |
| 13 | 1:16.106 | 1:32.595 | 4 | 46.973 | 1:27.859 |
| | | | 13 | 1:23.456 | 1:31.842 |

CAR 5 - 5 SECOND STARTLINE PENALTY

Weather / Track : Cloudy / Dry

Anglesey Coastal
 Circuit Length = 1.5500 miles
 Start: 15:26 End: 15:45



Formula Sheane
RACE 5 - CLASSIFICATION



| POS | NO | CL | NAME | ENTRY | LAPS | TIME | GAP | DIFF | MPH | BEST | ON |
|-----|----|----|------------------------|--------------|------|-----------|---------------|--------|-------|----------|----|
| 1 | 60 | | Tristin QUINN | Sheane Rover | 14 | 17:01.808 | | | 76.45 | 1:11.944 | 6 |
| 2 | 3 | | Brian EARTY | Sheane Rover | 14 | 17:04.769 | 2.961 | 2.961 | 76.23 | 1:12.198 | 14 |
| 3 | 21 | | Keith HOGG | Sheane Rover | 14 | 17:11.040 | 9.232 | 6.271 | 75.76 | 1:12.728 | 5 |
| 4 | 2 | | Anton SAVAGE | Sheane Rover | 14 | 17:17.510 | 15.702 | 6.470 | 75.29 | 1:11.840 | 6 |
| 5 | 7 | | Kevin HEANE | Sheane Rover | 14 | 17:25.675 | 23.867 | 8.165 | 74.70 | 1:12.446 | 9 |
| 6 | 18 | | Kevin SHEANE | Sheane Rover | 14 | 17:58.246 | 56.438 | 32.571 | 72.45 | 1:15.706 | 9 |
| 7 | 20 | | John LINNANE | Sheane Rover | 14 | 18:00.169 | 58.361 | 1.923 | 72.32 | 1:15.554 | 12 |
| 8 | 25 | | Gerard LONERGAN | Sheane Rover | 13 | 18:27.382 | 1 lap | 1 lap | 65.50 | 1:19.791 | 12 |

NOT CLASSIFIED

| | | | | | | | | | | | |
|-----|-----|--|------------------------|--------------|----|-----------|----------------|--------|-------|----------|---|
| DNF | 19 | | Brian McCONNELL | Sheane Rover | 13 | 16:41.158 | 1 lap | | 72.45 | 1:15.682 | 6 |
| DNF | 16 | | Gilbert CLANCY | Sheane Rover | 13 | 16:41.632 | 1 lap | 0.474 | 72.42 | 1:15.809 | 6 |
| DNF | 14 | | Chris McCABE | Sheane Rover | 10 | 12:26.512 | 4 laps | 3 laps | 74.74 | 1:13.608 | 5 |
| DNF | 111 | | David PARKS | Sheane Rover | 2 | 2:59.112 | 12 laps | 8 laps | 62.30 | | |

FASTEST LAP

| | | | | | | | | | | | |
|--|---|--|---------------------|--------------|---|----------|--|--|-----------|------------|--|
| | 2 | | Anton SAVAGE | Sheane Rover | 6 | 1:11.840 | | | 77.67 mph | 125.00 kph | |
|--|---|--|---------------------|--------------|---|----------|--|--|-----------|------------|--|

Weather / Track : Cloudy / Dry
 These results are provisional until the conclusion of any judicial and technical matters.

Anglesey Coastal
 Circuit Length = 1.5500 miles
 Start: 15:58 End: 16:16

| | | | |
|-------------------|--|--------------|--|
| Clerk of Course : | | Timekeeper : | |
|-------------------|--|--------------|--|

Formula Sheane
RACE 5 - LAP CHART



| Lap 1 | | | Lap 2 | | | Lap 3 | | | Lap 4 | | | Lap 5 | | |
|-------|--------|----------|-------|--------|------------|-------|--------|----------|-------|--------|----------|-------|----------|----------|
| No | Behind | Laptime | No | Behind | Laptime | No | Behind | Laptime | No | Behind | Laptime | No | Behind | Laptime |
| 2 | | 1:17.370 | 60 | | 1:13.514 | 2 | | 1:12.862 | 2 | | 1:13.059 | 2 | | 1:12.618 |
| 60 | 0.207 | 1:17.577 | 2 | 0.274 | 1:13.995 | 60 | 0.190 | 1:13.326 | 60 | 0.228 | 1:13.097 | 60 | 0.152 | 1:12.542 |
| 3 | 0.525 | 1:17.895 | 3 | 0.476 | 1:13.672 | 3 | 0.541 | 1:13.201 | 3 | 0.641 | 1:13.159 | 3 | 0.691 | 1:12.668 |
| 7 | 0.746 | 1:18.116 | 21 | 1.739 | 1:13.844 | 21 | 1.808 | 1:13.205 | 21 | 1.852 | 1:13.103 | 21 | 1.962 | 1:12.728 |
| 111 | 1.156 | 1:18.526 | 14 | 3.752 | 1:15.218 | 14 | 4.728 | 1:14.112 | 14 | 5.532 | 1:13.863 | 14 | 6.522 | 1:13.608 |
| 21 | 1.616 | 1:18.986 | 18 | 7.721 | 1:17.803 | 18 | 11.615 | 1:17.030 | 18 | 15.422 | 1:16.866 | 19 | 19.135 | 1:15.988 |
| 14 | 2.255 | 1:19.625 | 16 | 8.483 | 1:16.711 | 16 | 12.389 | 1:17.042 | 19 | 15.765 | 1:16.003 | 18 | 19.475 | 1:16.671 |
| 18 | 3.639 | 1:21.009 | 19 | 9.095 | 1:16.617 | 19 | 12.821 | 1:16.862 | 16 | 16.279 | 1:16.949 | 16 | 20.199 | 1:16.538 |
| 16 | 5.493 | 1:22.863 | 20 | 11.124 | 1:17.186 | 20 | 13.996 | 1:16.008 | 20 | 16.847 | 1:15.910 | 7 | 20.270 | 1:13.998 |
| 19 | 6.199 | 1:23.569 | 7 | 19.989 | 1:32.964 | 7 | 19.469 | 1:12.616 | 7 | 18.890 | 1:12.480 | 20 | 20.720 | 1:16.491 |
| 20 | 7.659 | 1:25.029 | 111 | 28.021 | 1:40.586 P | 25 | 43.820 | 1:27.337 | 25 | 54.296 | 1:23.535 | 25 | 1:02.591 | 1:20.913 |
| 25 | 13.925 | 1:31.295 | 25 | 29.619 | 1:29.415 | | | | | | | | | |

Weather / Track : Cloudy / Dry

Anglesey Coastal
Circuit Length = 1.5500 miles
Start: 15:58 End: 16:16

Formula Sheane
RACE 5 - LAP CHART



| Lap 6 | | | Lap 7 | | | Lap 8 | | | Lap 9 | | | Lap 10 | | |
|-------|----------|----------|-------|--------|----------|-------|--------|----------|-------|--------|----------|--------|--------|----------|
| No | Behind | Laptime | No | Behind | Laptime | No | Behind | Laptime | No | Behind | Laptime | No | Behind | Laptime |
| 2 | | 1:11.840 | 2 | | 1:13.535 | 60 | | 1:13.541 | 60 | | 1:12.765 | 60 | | 1:12.032 |
| 60 | 0.256 | 1:11.944 | 60 | 0.044 | 1:13.323 | 2 | 0.198 | 1:13.783 | 3 | 1.041 | 1:13.459 | 3 | 1.820 | 1:12.811 |
| 3 | 1.155 | 1:12.304 | 3 | 0.188 | 1:12.568 | 3 | 0.347 | 1:13.744 | 21 | 2.332 | 1:12.863 | 21 | 3.053 | 1:12.753 |
| 21 | 2.894 | 1:12.772 | 21 | 2.223 | 1:12.864 | 21 | 2.234 | 1:13.596 | 2 | 7.530 | 1:20.097 | 14 | 12.851 | 1:14.330 |
| 14 | 8.594 | 1:13.912 | 14 | 9.323 | 1:14.264 | 25 | 1 LAP | 1:22.658 | 14 | 10.553 | 1:13.744 | 2 | 13.809 | 1:18.311 |
| 7 | 21.420 | 1:12.990 | 7 | 20.382 | 1:12.497 | 14 | 9.574 | 1:13.836 | 25 | 1 LAP | 1:21.129 | 7 | 20.526 | 1:13.586 |
| 19 | 22.977 | 1:15.682 | 19 | 25.562 | 1:16.120 | 7 | 19.291 | 1:12.494 | 7 | 18.972 | 1:12.446 | 25 | 1 LAP | 1:22.060 |
| 18 | 23.372 | 1:15.737 | 18 | 26.222 | 1:16.385 | 19 | 27.875 | 1:15.898 | 19 | 30.991 | 1:15.881 | 18 | 36.255 | 1:16.877 |
| 16 | 24.168 | 1:15.809 | 16 | 27.332 | 1:16.699 | 18 | 28.469 | 1:15.832 | 18 | 31.410 | 1:15.706 | 19 | 36.907 | 1:17.948 |
| 20 | 24.879 | 1:15.999 | 20 | 31.590 | 1:20.246 | 16 | 30.017 | 1:16.270 | 16 | 33.720 | 1:16.468 | 16 | 38.055 | 1:16.367 |
| 25 | 1:10.976 | 1:20.225 | | | | 20 | 33.855 | 1:15.850 | 20 | 37.180 | 1:16.090 | 20 | 41.356 | 1:16.208 |

Weather / Track : Cloudy / Dry

Anglesey Coastal
Circuit Length = 1.5500 miles
Start: 15:58 End: 16:16

Formula Sheane
RACE 5 - LAP CHART



| Lap 11 | | | Lap 12 | | | Lap 13 | | | Lap 14 | | |
|--------|--------|----------|--------|--------|----------|--------|--------|----------|--------|--------|----------|
| No | Behind | Laptime | No | Behind | Laptime | No | Behind | Laptime | No | Behind | Laptime |
| 60 | | 1:12.024 | 60 | | 1:11.974 | 60 | | 1:12.020 | 60 | | 1:12.129 |
| 3 | 2.080 | 1:12.284 | 3 | 2.524 | 1:12.418 | 3 | 2.892 | 1:12.388 | 3 | 2.961 | 1:12.198 |
| 21 | 4.281 | 1:13.252 | 21 | 5.987 | 1:13.680 | 21 | 7.256 | 1:13.289 | 21 | 9.232 | 1:14.105 |
| 2 | 14.346 | 1:12.561 | 2 | 14.837 | 1:12.465 | 2 | 15.373 | 1:12.556 | 2 | 15.702 | 1:12.458 |
| 7 | 21.491 | 1:12.989 | 7 | 22.718 | 1:13.201 | 7 | 23.228 | 1:12.530 | 7 | 23.867 | 1:12.768 |
| 25 | 1 LAP | 1:21.701 | 25 | 1 LAP | 1:20.070 | 25 | 1 LAP | 1:19.791 | 18 | 56.438 | 1:17.445 |
| 18 | 42.506 | 1:18.275 | 18 | 46.519 | 1:15.987 | 18 | 51.122 | 1:16.623 | 20 | 58.361 | 1:18.005 |
| 19 | 43.014 | 1:18.131 | 19 | 47.419 | 1:16.379 | 19 | 51.479 | 1:16.080 | 25 | 1 LAP | 1:47.253 |
| 16 | 43.369 | 1:17.338 | 16 | 47.953 | 1:16.558 | 16 | 51.953 | 1:16.020 | | | |
| 20 | 45.285 | 1:15.953 | 20 | 48.865 | 1:15.554 | 20 | 52.485 | 1:15.640 | | | |

Weather / Track : Cloudy / Dry

Anglesey Coastal
 Circuit Length = 1.5500 miles
 Start: 15:58 End: 16:16



Dunlop Abarth Cup

RACE 6 - CLASSIFICATION



| POS | NO | CL | NAME | ENTRY | LAPS | TIME | GAP | DIFF | MPH | BEST | ON |
|-----|----|----|------------------------|--------------|------|-----------|---------------|-------|-------|----------|----|
| 1 | 2 | | Alaster KELLETT | Punto Abarth | 12 | 16:38.500 | | | 67.06 | 1:22.356 | 5 |
| 2 | 3 | | Gordon KELLETT | Punto Abarth | 12 | 16:40.938 | 2.438 | 2.438 | 66.89 | 1:22.446 | 7 |
| 3 | 12 | | John DENNING | Punto Abarth | 12 | 16:42.108 | 3.608 | 1.170 | 66.81 | 1:22.171 | 11 |
| 4 | 42 | | Gary MILLER | Punto Abarth | 12 | 16:49.105 | 10.605 | 6.997 | 66.35 | 1:23.000 | 3 |
| 5 | 19 | | Clive PRATT | Punto Abarth | 12 | 16:50.889 | 12.389 | 1.784 | 66.23 | 1:22.586 | 3 |
| 6 | 7 | | Barry McMAHON | Punto Abarth | 12 | 16:54.167 | 15.667 | 3.278 | 66.02 | 1:23.090 | 4 |
| 7 | 10 | | Roger McMAHON | Punto Abarth | 12 | 16:59.795 | 21.295 | 5.628 | 65.66 | 1:23.590 | 10 |
| 8 | 41 | | Arthur McMAHON | Punto Abarth | 12 | 17:01.641 | 23.141 | 1.846 | 65.54 | 1:23.415 | 10 |
| 9 | 5 | | Nigel PRATT | Punto Abarth | 12 | 17:08.976 | 30.476 | 7.335 | 65.07 | 1:22.555 | 3 |

NOT CLASSIFIED

| | | | | | | | | | | | |
|-----|---|--|--------------------|--------------|---|----------|---------------|--------|-------|----------|---|
| DNF | 6 | | Simon QUINN | Punto Abarth | 4 | 5:39.770 | 8 laps | 8 laps | 65.69 | 1:22.613 | 4 |
|-----|---|--|--------------------|--------------|---|----------|---------------|--------|-------|----------|---|

FASTEST LAP

| | | | | | | | | | | | |
|--|----|--|---------------------|--------------|----|----------|--|--|-----------|------------|--|
| | 12 | | John DENNING | Punto Abarth | 11 | 1:22.171 | | | 67.90 mph | 109.28 kph | |
|--|----|--|---------------------|--------------|----|----------|--|--|-----------|------------|--|

Weather / Track : Cloudy / Dry
 These results are provisional until the conclusion of any judicial and technical matters.

Anglesey Coastal
 Circuit Length = 1.5500 miles
 Start: 16:29 End: 16:47

| | | | |
|-------------------|--|--------------|--|
| Clerk of Course : | | Timekeeper : | |
|-------------------|--|--------------|--|

Dunlop Abarth Cup
RACE 6 - LAP CHART



| Lap 1 | | | Lap 2 | | | Lap 3 | | | Lap 4 | | | Lap 5 | | |
|-------|--------|----------|-------|--------|----------|-------|--------|----------|-------|--------|----------|-------|--------|----------|
| No | Behind | Laptime | No | Behind | Laptime | No | Behind | Laptime | No | Behind | Laptime | No | Behind | Laptime |
| 2 | | 1:27.244 | 2 | | 1:22.940 | 2 | | 1:22.664 | 2 | | 1:23.778 | 2 | | 1:22.356 |
| 3 | 0.369 | 1:27.613 | 3 | 0.359 | 1:22.930 | 3 | 0.382 | 1:22.687 | 3 | 1.586 | 1:24.982 | 3 | 2.440 | 1:23.210 |
| 19 | 0.775 | 1:28.019 | 19 | 0.811 | 1:22.976 | 19 | 0.733 | 1:22.586 | 19 | 1.755 | 1:24.800 | 19 | 3.151 | 1:23.752 |
| 5 | 1.271 | 1:28.515 | 42 | 2.152 | 1:23.459 | 42 | 2.488 | 1:23.000 | 42 | 2.001 | 1:23.291 | 12 | 3.545 | 1:23.646 |
| 42 | 1.633 | 1:28.877 | 12 | 2.891 | 1:23.474 | 12 | 3.010 | 1:22.783 | 12 | 2.255 | 1:23.023 | 5 | 4.577 | 1:24.376 |
| 12 | 2.357 | 1:29.601 | 5 | 3.779 | 1:25.448 | 5 | 3.670 | 1:22.555 | 5 | 2.557 | 1:22.665 | 42 | 5.515 | 1:25.870 |
| 6 | 2.643 | 1:29.887 | 6 | 4.248 | 1:24.545 | 6 | 4.309 | 1:22.725 | 6 | 3.144 | 1:22.613 | 7 | 7.559 | 1:23.681 |
| 41 | 3.100 | 1:30.344 | 41 | 5.208 | 1:25.048 | 7 | 6.922 | 1:23.926 | 7 | 6.234 | 1:23.090 | 10 | 11.136 | 1:24.384 |
| 7 | 3.590 | 1:30.834 | 7 | 5.660 | 1:25.010 | 10 | 8.401 | 1:25.056 | 10 | 9.108 | 1:24.485 | 41 | 15.873 | 1:24.468 |
| 10 | 4.098 | 1:31.342 | 10 | 6.009 | 1:24.851 | 41 | 13.409 | 1:30.865 | 41 | 13.761 | 1:24.130 | | | |

Weather / Track : Cloudy / Dry

Anglesey Coastal
 Circuit Length = 1.5500 miles
 Start: 16:29 End: 16:47

Dunlop Abarth Cup

RACE 6 - LAP CHART



| Lap 6 | | | Lap 7 | | | Lap 8 | | | Lap 9 | | | Lap 10 | | |
|-------|--------|----------|-------|--------|----------|-------|--------|----------|-------|--------|----------|--------|--------|----------|
| No | Behind | Laptime | No | Behind | Laptime | No | Behind | Laptime | No | Behind | Laptime | No | Behind | Laptime |
| 2 | | 1:22.905 | 2 | | 1:22.874 | 2 | | 1:22.476 | 2 | | 1:22.612 | 2 | | 1:22.873 |
| 3 | 2.576 | 1:23.041 | 3 | 2.148 | 1:22.446 | 3 | 2.408 | 1:22.736 | 3 | 2.495 | 1:22.699 | 3 | 2.942 | 1:23.320 |
| 19 | 2.968 | 1:22.722 | 19 | 2.742 | 1:22.648 | 19 | 3.237 | 1:22.971 | 19 | 3.690 | 1:23.065 | 12 | 4.516 | 1:23.192 |
| 12 | 3.740 | 1:23.100 | 12 | 3.699 | 1:22.833 | 12 | 3.653 | 1:22.430 | 12 | 4.197 | 1:23.156 | 19 | 6.816 | 1:25.999 |
| 5 | 5.548 | 1:23.876 | 5 | 6.674 | 1:24.000 | 42 | 8.381 | 1:23.741 | 42 | 9.016 | 1:23.247 | 42 | 9.276 | 1:23.133 |
| 42 | 5.921 | 1:23.311 | 42 | 7.116 | 1:24.069 | 5 | 10.107 | 1:25.909 | 5 | 13.090 | 1:25.595 | 7 | 14.735 | 1:24.245 |
| 7 | 8.336 | 1:23.682 | 7 | 9.178 | 1:23.716 | 7 | 10.682 | 1:23.980 | 7 | 13.363 | 1:25.293 | 5 | 16.508 | 1:26.291 |
| 10 | 12.359 | 1:24.128 | 10 | 13.579 | 1:24.094 | 10 | 15.004 | 1:23.901 | 10 | 16.292 | 1:23.900 | 10 | 17.009 | 1:23.590 |
| 41 | 17.579 | 1:24.611 | 41 | 18.467 | 1:23.762 | 41 | 20.008 | 1:24.017 | 41 | 20.930 | 1:23.534 | 41 | 21.472 | 1:23.415 |

Weather / Track : Cloudy / Dry

Anglesey Coastal
 Circuit Length = 1.5500 miles
 Start: 16:29 End: 16:47

Dunlop Abarth Cup
RACE 6 - LAP CHART



| Lap 11 | | | Lap 12 | | |
|--------|--------|----------|--------|--------|----------|
| No | Behind | Laptime | No | Behind | Laptime |
| 2 | | 1:22.635 | 2 | | 1:23.143 |
| 3 | 2.867 | 1:22.560 | 3 | 2.438 | 1:22.714 |
| 12 | 4.052 | 1:22.171 | 12 | 3.608 | 1:22.699 |
| 19 | 9.769 | 1:25.588 | 42 | 10.605 | 1:23.496 |
| 42 | 10.252 | 1:23.611 | 19 | 12.389 | 1:25.763 |
| 7 | 15.513 | 1:23.413 | 7 | 15.667 | 1:23.297 |
| 10 | 20.653 | 1:26.279 | 10 | 21.295 | 1:23.785 |
| 5 | 21.477 | 1:27.604 | 41 | 23.141 | 1:23.582 |
| 41 | 22.702 | 1:23.865 | 5 | 30.476 | 1:32.142 |

Weather / Track : Cloudy / Dry

Anglesey Coastal
 Circuit Length = 1.5500 miles
 Start: 16:29 End: 16:47



The Pony Express Formula VEE National Championship
RACE 7 - CLASSIFICATION



| POS | NO | CL | NAME | ENTRY | LAPS | TIME | GAP | DIFF | MPH | BEST | ON |
|-----|-----|----|-------------------|----------|------|-----------|----------|--------|-------|----------|----|
| 1 | 5 | | Daniel POLLEY | Sheane | 13 | 16:45.849 | | | 72.11 | 1:15.351 | 8 |
| 2 | 6 | | Robert CASEY | Sheane | 13 | 16:51.622 | 5.773 | 5.773 | 71.70 | 1:15.451 | 4 |
| 3 | 2 | | Robbie ALLEN | Sheane | 13 | 16:51.849 | 6.000 | 0.227 | 71.69 | 1:15.826 | 4 |
| 4 | 38 | | Lloyd MURPHY | Sheane | 13 | 16:59.860 | 14.011 | 8.011 | 71.12 | 1:16.248 | 9 |
| 5 | 96 | | Ray MOORE | Leystone | 13 | 17:00.235 | 14.386 | 0.375 | 71.10 | 1:15.653 | 7 |
| 6 | 4 | | Adam MACAULAY | Sheane | 13 | 17:00.438 | 14.589 | 0.203 | 71.08 | 1:16.293 | 7 |
| 7 | 1 | | Brian KELLY | Sheane | 13 | 17:11.816 | 25.967 | 11.378 | 70.30 | 1:16.815 | 9 |
| 8 | 24 | | David O'BRIEN | Sheane | 13 | 17:19.651 | 33.802 | 7.835 | 69.77 | 1:17.121 | 9 |
| 9 | 41 | | Bob PARKS | Sheane | 13 | 17:26.628 | 40.779 | 6.977 | 69.30 | 1:17.904 | 8 |
| 10 | 62 | | Paul HEAVEY | Leystone | 13 | 17:28.721 | 42.872 | 2.093 | 69.17 | 1:17.880 | 5 |
| 11 | 57 | | Ger BYRNE | Sheane | 13 | 17:34.399 | 48.550 | 5.678 | 68.79 | 1:18.012 | 4 |
| 12 | 14 | | Morgan McCOURT | Leystone | 13 | 17:34.599 | 48.750 | 0.200 | 68.78 | 1:17.693 | 9 |
| 13 | 12 | | William CALLAGHAN | Sheane | 13 | 17:35.010 | 49.161 | 0.411 | 68.75 | 1:17.375 | 9 |
| 14 | 37 | | Damien MURPHY | Sheane | 13 | 17:35.523 | 49.674 | 0.513 | 68.72 | 1:19.127 | 4 |
| 15 | 28 | | Aiden BYRNE | Sheane | 13 | 17:54.602 | 1:08.753 | 19.079 | 67.50 | 1:19.719 | 9 |
| 16 | 34 | | Damien FLYNN | Sheane | 13 | 17:54.750 | 1:08.901 | 0.148 | 67.49 | 1:19.669 | 7 |
| 17 | 99 | | Paula MOORE | Leystone | 13 | 17:55.666 | 1:09.817 | 0.916 | 67.43 | 1:19.083 | 4 |
| 18 | 50 | | Gordon HALNON | Sheane | 13 | 17:56.603 | 1:10.754 | 0.937 | 67.37 | 1:19.756 | 6 |
| 19 | 25 | | Gavin BARR | Leystone | 13 | 17:59.064 | 1:13.215 | 2.461 | 67.22 | 1:18.155 | 9 |
| 20 | 40 | | Joe SMITH | Sheane | 12 | 17:12.411 | 1 lap | 1 lap | 64.85 | 1:21.713 | 3 |
| 21 | 138 | | Niall McGAHON | Sheane | 12 | 17:13.867 | 1 lap | 1.456 | 64.76 | 1:22.988 | 8 |

NOT CLASSIFIED

| | | | | | | | | | | | |
|-----|----|--|----------------|--------|----|-----------|--------|-------|-------|----------|---|
| DNF | 21 | | Tim O'FLAHERTY | Sheane | 12 | 16:33.636 | 1 lap | | 67.38 | 1:20.169 | 7 |
| DNF | 46 | | Mick SAMMON | Sheane | 11 | 15:13.576 | 2 laps | 1 lap | 67.18 | 1:17.995 | 5 |
| DNF | 8 | | Jimmy FURLONG | Sheane | 10 | 12:55.171 | 3 laps | 1 lap | 71.98 | 1:16.083 | 9 |

FASTEST LAP

| | | | | | | | | | | | |
|---|--|--|---------------|--------|---|----------|--|--|-----------|------------|--|
| 5 | | | Daniel POLLEY | Sheane | 8 | 1:15.351 | | | 74.05 mph | 119.17 kph | |
|---|--|--|---------------|--------|---|----------|--|--|-----------|------------|--|

Weather / Track : Cloudy / Dry

These results are provisional until the conclusion of any judicial and technical matters.

Anglesey Coastal

Circuit Length = 1.5500 miles

Start: 17:01 End: 17:20

| | |
|-------------------|--------------|
| Clerk of Course : | Timekeeper : |
|-------------------|--------------|



The Pony Express Formula VEE National Championship

RACE 7 - LAP CHART



| Lap 1 | | | Lap 2 | | | Lap 3 | | | Lap 4 | | | Lap 5 | | |
|-------|--------|----------|-------|--------|----------|-------|--------|----------|-------|--------|----------|-------|--------|----------|
| No | Behind | Laptime | No | Behind | Laptime | No | Behind | Laptime | No | Behind | Laptime | No | Behind | Laptime |
| 96 | | 1:21.412 | 5 | | 1:17.472 | 5 | | 1:16.502 | 5 | | 1:16.382 | 6 | | 1:16.477 |
| 5 | 0.173 | 1:21.585 | 96 | 0.354 | 1:17.999 | 96 | 0.926 | 1:17.074 | 6 | 0.305 | 1:15.451 | 5 | 0.290 | 1:17.072 |
| 8 | 0.616 | 1:22.028 | 6 | 0.784 | 1:17.100 | 6 | 1.236 | 1:16.954 | 96 | 0.914 | 1:16.370 | 96 | 0.781 | 1:16.649 |
| 2 | 0.983 | 1:22.395 | 8 | 1.259 | 1:18.288 | 8 | 1.767 | 1:17.010 | 2 | 1.511 | 1:15.826 | 2 | 0.963 | 1:16.234 |
| 6 | 1.329 | 1:22.741 | 2 | 1.758 | 1:18.420 | 2 | 2.067 | 1:16.811 | 8 | 1.863 | 1:16.478 | 8 | 1.207 | 1:16.126 |
| 24 | 1.733 | 1:23.145 | 24 | 1.978 | 1:17.890 | 38 | 4.377 | 1:18.642 | 38 | 4.453 | 1:16.458 | 38 | 4.610 | 1:16.939 |
| 4 | 2.286 | 1:23.698 | 38 | 2.237 | 1:17.462 | 1 | 5.241 | 1:18.922 | 4 | 6.182 | 1:17.076 | 4 | 6.056 | 1:16.656 |
| 38 | 2.420 | 1:23.832 | 1 | 2.821 | 1:17.494 | 4 | 5.488 | 1:18.902 | 14 | 8.676 | 1:17.948 | 14 | 9.824 | 1:17.930 |
| 1 | 2.972 | 1:24.384 | 4 | 3.088 | 1:18.447 | 14 | 7.110 | 1:18.208 | 46 | 10.626 | 1:18.081 | 46 | 11.839 | 1:17.995 |
| 12 | 3.908 | 1:25.320 | 14 | 5.404 | 1:18.567 | 46 | 8.927 | 1:18.314 | 41 | 10.984 | 1:18.070 | 41 | 12.142 | 1:17.940 |
| 40 | 4.144 | 1:25.556 | 12 | 6.747 | 1:20.484 | 41 | 9.296 | 1:18.461 | 57 | 11.717 | 1:18.012 | 57 | 13.166 | 1:18.231 |
| 14 | 4.482 | 1:25.894 | 46 | 7.115 | 1:19.647 | 57 | 10.087 | 1:18.566 | 62 | 12.615 | 1:18.250 | 62 | 13.713 | 1:17.880 |
| 46 | 5.113 | 1:26.525 | 41 | 7.337 | 1:19.457 | 62 | 10.747 | 1:19.667 | 12 | 13.450 | 1:18.667 | 12 | 14.342 | 1:17.674 |
| 41 | 5.525 | 1:26.937 | 62 | 7.582 | 1:19.550 | 12 | 11.165 | 1:20.920 | 37 | 14.906 | 1:19.127 | 1 | 15.741 | 1:17.451 |
| 62 | 5.677 | 1:27.089 | 57 | 8.023 | 1:19.746 | 37 | 12.161 | 1:19.509 | 1 | 15.072 | 1:26.213 | 24 | 16.605 | 1:17.294 |
| 57 | 5.922 | 1:27.334 | 40 | 8.693 | 1:22.194 | 99 | 13.158 | 1:19.865 | 99 | 15.859 | 1:19.083 | 37 | 18.386 | 1:20.262 |
| 37 | 6.564 | 1:27.976 | 37 | 9.154 | 1:20.235 | 40 | 13.904 | 1:21.713 | 24 | 16.093 | 1:17.764 | 28 | 25.194 | 1:21.175 |
| 99 | 7.609 | 1:29.021 | 99 | 9.795 | 1:19.831 | 24 | 14.711 | 1:29.235 | 28 | 20.801 | 1:21.102 | 25 | 25.453 | 1:20.400 |
| 28 | 8.266 | 1:29.678 | 28 | 11.783 | 1:21.162 | 28 | 16.081 | 1:20.800 | 21 | 21.069 | 1:20.993 | 50 | 25.617 | 1:20.792 |
| 21 | 8.536 | 1:29.948 | 21 | 12.558 | 1:21.667 | 21 | 16.458 | 1:20.402 | 50 | 21.607 | 1:20.998 | 34 | 27.801 | 1:21.192 |
| 50 | 9.917 | 1:31.329 | 50 | 12.896 | 1:20.624 | 50 | 16.991 | 1:20.597 | 25 | 21.835 | 1:19.514 | 99 | 29.581 | 1:30.504 |
| 34 | 10.024 | 1:31.436 | 34 | 13.819 | 1:21.440 | 34 | 18.258 | 1:20.941 | 34 | 23.391 | 1:21.515 | 40 | 34.654 | 1:27.347 |
| 25 | 13.835 | 1:35.247 | 25 | 15.936 | 1:19.746 | 25 | 18.703 | 1:19.269 | 40 | 24.089 | 1:26.567 | 21 | 35.150 | 1:30.863 |
| 138 | 14.507 | 1:35.919 | 138 | 21.199 | 1:24.337 | 138 | 28.718 | 1:24.021 | 138 | 37.413 | 1:25.077 | 138 | 44.979 | 1:24.348 |

Weather / Track : Cloudy / Dry

Anglesey Coastal
Circuit Length = 1.5500 miles
Start: 17:01 End: 17:20



The Pony Express Formula VEE National Championship

RACE 7 - LAP CHART



| Lap 6 | | | Lap 7 | | | Lap 8 | | | Lap 9 | | | Lap 10 | | |
|-------|--------|----------|-------|----------|----------|-------|----------|----------|-------|--------|----------|--------|----------|----------|
| No | Behind | Laptime | No | Behind | Laptime | No | Behind | Laptime | No | Behind | Laptime | No | Behind | Laptime |
| 5 | | 1:15.642 | 5 | | 1:15.374 | 5 | | 1:15.351 | 5 | | 1:15.565 | 5 | | 1:15.947 |
| 6 | 0.575 | 1:16.507 | 6 | 1.002 | 1:15.801 | 6 | 1.285 | 1:15.634 | 6 | 1.678 | 1:15.958 | 6 | 1.737 | 1:16.006 |
| 96 | 1.304 | 1:16.455 | 96 | 1.583 | 1:15.653 | 2 | 3.331 | 1:16.469 | 2 | 4.024 | 1:16.258 | 40 | 1 LAP | 1:27.536 |
| 2 | 1.588 | 1:16.557 | 2 | 2.213 | 1:15.999 | 96 | 4.167 | 1:17.935 | 96 | 5.432 | 1:16.830 | 2 | 4.915 | 1:16.838 |
| 8 | 3.162 | 1:17.887 | 8 | 4.566 | 1:16.778 | 8 | 5.693 | 1:16.478 | 8 | 6.211 | 1:16.083 | 138 | 1 LAP | 1:27.650 |
| 38 | 5.143 | 1:16.465 | 38 | 6.195 | 1:16.426 | 38 | 7.712 | 1:16.868 | 38 | 8.395 | 1:16.248 | 96 | 6.787 | 1:17.302 |
| 4 | 6.935 | 1:16.811 | 4 | 7.854 | 1:16.293 | 4 | 8.875 | 1:16.372 | 4 | 9.738 | 1:16.428 | 8 | 8.279 | 1:18.015 |
| 46 | 14.760 | 1:18.853 | 46 | 18.772 | 1:19.386 | 1 | 21.676 | 1:17.707 | 1 | 22.926 | 1:16.815 | 38 | 11.307 | 1:18.859 |
| 14 | 15.136 | 1:21.244 | 62 | 19.065 | 1:18.443 | 46 | 22.135 | 1:18.714 | 62 | 24.772 | 1:17.998 | 4 | 13.581 | 1:19.790 |
| 41 | 15.679 | 1:19.469 | 1 | 19.320 | 1:17.743 | 62 | 22.339 | 1:18.625 | 46 | 25.134 | 1:18.564 | 1 | 25.107 | 1:18.128 |
| 62 | 15.996 | 1:18.215 | 41 | 20.115 | 1:19.810 | 41 | 22.668 | 1:17.904 | 41 | 25.375 | 1:18.272 | 24 | 29.130 | 1:19.535 |
| 57 | 16.661 | 1:19.427 | 12 | 20.860 | 1:18.818 | 24 | 23.986 | 1:17.938 | 24 | 25.542 | 1:17.121 | 41 | 32.327 | 1:22.899 |
| 1 | 16.951 | 1:17.142 | 57 | 21.177 | 1:19.890 | 12 | 24.330 | 1:18.821 | 12 | 26.140 | 1:17.375 | 12 | 35.744 | 1:25.551 |
| 12 | 17.416 | 1:19.006 | 24 | 21.399 | 1:18.488 | 14 | 27.752 | 1:17.905 | 14 | 29.880 | 1:17.693 | 46 | 36.062 | 1:26.875 |
| 24 | 18.285 | 1:17.612 | 14 | 25.198 | 1:25.436 | 57 | 28.522 | 1:22.696 | 57 | 31.084 | 1:18.127 | 57 | 37.030 | 1:21.893 |
| 37 | 22.310 | 1:19.856 | 37 | 26.496 | 1:19.560 | 37 | 30.576 | 1:19.431 | 37 | 34.285 | 1:19.274 | 62 | 37.323 | 1:28.498 |
| 25 | 28.530 | 1:19.009 | 28 | 34.197 | 1:20.398 | 28 | 38.619 | 1:19.773 | 28 | 42.773 | 1:19.719 | 37 | 40.599 | 1:22.261 |
| 28 | 29.173 | 1:19.911 | 50 | 34.491 | 1:20.424 | 50 | 39.180 | 1:20.040 | 50 | 43.667 | 1:20.052 | 14 | 42.338 | 1:28.405 |
| 50 | 29.441 | 1:19.756 | 99 | 36.950 | 1:19.261 | 99 | 40.864 | 1:19.265 | 99 | 44.719 | 1:19.420 | 28 | 51.220 | 1:24.394 |
| 99 | 33.063 | 1:19.414 | 34 | 37.573 | 1:19.669 | 34 | 43.090 | 1:20.868 | 34 | 48.178 | 1:20.653 | 50 | 52.438 | 1:24.718 |
| 34 | 33.278 | 1:21.409 | 21 | 44.953 | 1:20.169 | 21 | 50.207 | 1:20.605 | 21 | 54.816 | 1:20.174 | 34 | 54.700 | 1:22.469 |
| 21 | 40.158 | 1:20.940 | 25 | 51.500 | 1:38.344 | 25 | 54.786 | 1:18.637 | 25 | 57.376 | 1:18.155 | 99 | 55.718 | 1:26.946 |
| 40 | 46.801 | 1:28.079 | 40 | 57.326 | 1:25.899 | 40 | 1:06.746 | 1:24.771 | | | | 21 | 1:00.196 | 1:21.327 |
| 138 | 52.840 | 1:23.793 | 138 | 1:01.322 | 1:23.856 | 138 | 1:08.959 | 1:22.988 | | | | 25 | 1:03.147 | 1:21.718 |

Weather / Track : Cloudy / Dry

Anglesey Coastal
Circuit Length = 1.5500 miles
Start: 17:01 End: 17:20

The Pony Express Formula VEE National Championship

RACE 7 - LAP CHART



| Lap 11 | | | Lap 12 | | | Lap 13 | | |
|--------|----------|------------|--------|----------|----------|--------|----------|----------|
| No | Behind | Laptime | No | Behind | Laptime | No | Behind | Laptime |
| 5 | | 1:18.059 | 5 | | 1:20.374 | 5 | | 1:20.524 |
| 6 | 3.084 | 1:19.406 | 6 | 4.257 | 1:21.547 | 6 | 5.773 | 1:22.040 |
| 2 | 5.174 | 1:18.318 | 2 | 4.552 | 1:19.752 | 2 | 6.000 | 1:21.972 |
| 96 | 8.518 | 1:19.790 | 96 | 11.785 | 1:23.641 | 38 | 14.011 | 1:22.559 |
| 38 | 12.890 | 1:19.642 | 38 | 11.976 | 1:19.460 | 96 | 14.386 | 1:23.125 |
| 40 | 1 LAP | 1:29.005 | 4 | 13.226 | 1:19.014 | 4 | 14.589 | 1:21.887 |
| 4 | 14.586 | 1:19.064 | 40 | 1 LAP | 1:26.362 | 1 | 25.967 | 1:20.465 |
| 138 | 1 LAP | 1:28.875 | 138 | 1 LAP | 1:25.647 | 40 | 1 LAP | 1:27.382 |
| 1 | 26.742 | 1:19.694 | 1 | 26.026 | 1:19.658 | 138 | 1 LAP | 1:27.356 |
| 24 | 32.248 | 1:21.177 | 24 | 32.361 | 1:20.487 | 24 | 33.802 | 1:21.965 |
| 41 | 36.639 | 1:22.371 | 41 | 38.373 | 1:22.108 | 41 | 40.779 | 1:22.930 |
| 12 | 39.701 | 1:22.016 | 62 | 41.001 | 1:20.913 | 62 | 42.872 | 1:22.395 |
| 62 | 40.462 | 1:21.198 | 12 | 42.770 | 1:23.443 | 57 | 48.550 | 1:24.330 |
| 57 | 42.733 | 1:23.762 | 57 | 44.744 | 1:22.385 | 14 | 48.750 | 1:22.838 |
| 37 | 44.882 | 1:22.342 | 14 | 46.436 | 1:21.284 | 12 | 49.161 | 1:26.915 |
| 14 | 45.526 | 1:21.247 | 37 | 47.003 | 1:22.495 | 37 | 49.674 | 1:23.195 |
| 28 | 1:01.604 | 1:28.443 | 34 | 1:05.182 | 1:23.796 | 28 | 1:08.753 | 1:23.415 |
| 34 | 1:01.760 | 1:25.119 | 28 | 1:05.862 | 1:24.632 | 34 | 1:08.901 | 1:24.243 |
| 50 | 1:02.451 | 1:28.072 | 50 | 1:06.213 | 1:24.136 | 99 | 1:09.817 | 1:23.210 |
| 99 | 1:03.194 | 1:25.535 | 99 | 1:07.131 | 1:24.311 | 50 | 1:10.754 | 1:25.065 |
| 21 | 1:05.342 | 1:23.205 | 21 | 1:08.311 | 1:23.343 | 25 | 1:13.215 | 1:25.190 |
| 25 | 1:07.001 | 1:21.913 | 25 | 1:08.549 | 1:21.922 | | | |
| 46 | 1:08.625 | 1:50.622 P | | | | | | |

Weather / Track : Cloudy / Dry

Anglesey Coastal
 Circuit Length = 1.5500 miles
 Start: 17:01 End: 17:20



Formula Libre

SHOOTOUT - CLASSIFICATION



| POS | NO | CL | NAME | ENTRY | TIME | ON | LAPS | GAP | DIFF | MPH |
|-----|----|----|-----------------------|-----------------|-----------------|----|------|---------------|-------|-------|
| 1 | 6 | | Stephen DALY | Tatuus Renault | 1:08.559 | 2 | 3 | | | 81.39 |
| 2 | 27 | | Paul DAGG | Dallara F304 | 1:08.957 | 2 | 3 | 0.398 | 0.398 | 80.92 |
| 3 | 3 | | Dan DALY | Reynard 92 D | 1:09.100 | 2 | 3 | 0.541 | 0.143 | 80.75 |
| 4 | 51 | | Eamon MATHESON | Mission T5 | 1:10.175 | 2 | 3 | 1.616 | 1.075 | 79.51 |
| 5 | 19 | | John DOWNEY | Reynard 93 D | 1:13.127 | 2 | 3 | 4.568 | 2.952 | 76.30 |
| 6 | 20 | | John DALY | Lola 93/50 | 1:17.641 | 2 | 3 | 9.082 | 4.514 | 71.86 |
| 7 | 11 | | Gary GRAHAM | Van Diemen 2000 | 1:25.255 | 2 | 3 | 16.696 | 7.614 | 65.45 |
| 8 | 5 | | Dermot NOLAN | Reynard 873 | | 0 | 2 | | | |

Weather / Track : Cloudy / Dry
These results are provisional until the conclusion of any judicial and technical matters.

Anglesey Coastal
Circuit Length = 1.5500 miles
Start: 17:35 End: 00:00

| | | |
|-------------------|--|--------------|
| Clerk of Course : | | Timekeeper : |
|-------------------|--|--------------|

Formula Libre
SHOOTOUT - LAP ANALYSIS




| | | | | | | |
|-----------|-----------------------|-----------------|--------------|-----|----------------------------------|--|
| 3 | Dan DALY | Reynard 92 D | | | | |
| 1 - | 1:09.100 | | 17:39:04.172 | 2 - | 1:24.298 P + 15.198 17:40:28.470 | |
| 5 | Dermot NOLAN | Reynard 873 | | | | |
| 1 - | 1:29.231 P | - 03:59:25.545 | 17:45:52.389 | | | |
| 6 | Stephen DALY | Tatuus Renault | | | | |
| 1 - | 1:08.559 | | 17:48:37.408 | 2 - | 1:20.771 P + 12.212 17:49:58.179 | |
| 11 | Gary GRAHAM | Van Diemen 2000 | | | | |
| 1 - | 1:25.255 | | 17:47:21.675 | 2 - | 1:37.312 P + 12.057 17:48:58.987 | |
| 19 | John DOWNEY | Reynard 93 D | | | | |
| 1 - | 1:13.127 | | 17:43:56.813 | 2 - | 1:22.699 P + 9.572 17:45:19.512 | |
| 20 | John DALY | Lola 93/50 | | | | |
| 1 - | 1:17.641 | | 17:40:38.752 | 2 - | 1:24.863 P + 7.222 17:42:03.615 | |
| 27 | Paul DAGG | Dallara F304 | | | | |
| 1 - | 1:08.957 | | 17:37:38.143 | 2 - | 1:21.781 P + 12.824 17:38:59.924 | |
| 51 | Eamon MATHESON | Mission T5 | | | | |
| 1 - | 1:10.175 | | 17:42:13.556 | 2 - | 1:31.983 P + 21.808 17:43:45.539 | |

Weather / Track : Cloudy / Dry

Anglesey Coastal
Circuit Length = 1.5500 miles
Start: 17:35 End: 00:00

Formula Libre

RACE 12 - GRID

| | | | |
|--|---------------------|----------|------------------|
| ROW 4 | 5 Dermot NOLAN | 1:25.255 | 11 Gary GRAHAM |
| ROW 3 | 20 John DALY | 1:17.641 | 19 John DOWNEY |
| ROW 2 | 51 Eamon MATHESON | 1:10.175 | 3 Dan DALY |
| ROW 1 | 27 Paul DAGG | 1:08.957 | 6 Stephen DALY |
| Pole | | | |
|  | | | |

Anglesey Coastal
Circuit Length = 1.5500 miles

These results are provisional until the conclusion of any judicial and technical matters.

Clerk of Course :

Timekeeper :



Mickey O'Brien Fiat Motorsport Challenge

QUALIFYING - RACE 9 - CLASSIFICATION



| POS | NO | CL | NAME | ENTRY | TIME | ON | LAPS | GAP | DIFF | MPH |
|-----|-----|----|------------------|------------|----------|----|------|--------|--------|-------|
| 1 | 6 | P | Barry TRAVERS | Fiat Punto | 1:24.678 | 6 | 10 | | | 65.89 |
| 2 | 77 | P | Barry HALLION | Fiat Punto | 1:25.056 | 7 | 10 | 0.378 | 0.378 | 65.60 |
| 3 | 83 | P | John McCORMACK | Fiat Punto | 1:25.118 | 10 | 10 | 0.440 | 0.062 | 65.55 |
| 4 | 53 | UK | Mark SNELLING | Fiat Uno | 1:25.254 | 9 | 10 | 0.576 | 0.136 | 65.45 |
| 5 | 5 | P | Gary CUNNINGHAM | Fiat Punto | 1:25.812 | 5 | 7 | 1.134 | 0.558 | 65.02 |
| 6 | 31 | P | Mark McCORMACK | Fiat Punto | 1:26.267 | 8 | 10 | 1.589 | 0.455 | 64.68 |
| 7 | 76 | UK | Simon EDWARDS | Fiat Punto | 1:26.293 | 7 | 10 | 1.615 | 0.026 | 64.66 |
| 8 | 33 | P | Paul FLANAGAN | Fiat Punto | 1:26.367 | 10 | 10 | 1.689 | 0.074 | 64.60 |
| 9 | 79 | UK | Roger ESP | Fiat Uno | 1:27.110 | 10 | 10 | 2.432 | 0.743 | 64.05 |
| 10 | 11 | UK | John MURPHY | Fiat Uno | 1:27.335 | 9 | 10 | 2.657 | 0.225 | 63.89 |
| 11 | 85 | UK | Nigel RALPHSON | Fiat Uno | 1:28.178 | 8 | 9 | 3.500 | 0.843 | 63.28 |
| 12 | 16 | UK | Andrew BARRETT | Fiat Uno | 1:28.455 | 8 | 10 | 3.777 | 0.277 | 63.08 |
| 13 | 13 | U | Anthony CONNORS | Fiat Uno | 1:30.238 | 10 | 10 | 5.560 | 1.783 | 61.83 |
| 14 | 17 | U | Collin CLINTON | Fiat Uno | 1:35.272 | 4 | 6 | 10.594 | 5.034 | 58.56 |
| 15 | 39 | U | Sabrina O'REILLY | Fiat Uno | 2:13.932 | 1 | 2 | 49.254 | 38.660 | 41.66 |
| 16 | 501 | U | Ulick BURKE | Fiat Uno | 2:15.517 | 1 | 1 | 50.839 | 1.585 | 41.17 |

Weather / Track : Cloudy / Dry

These results are provisional until the conclusion of any judicial and technical matters.

Anglesey Coastal

Circuit Length = 1.5500 miles

Start: 10:06 End: 10:23

Clerk of Course :

Timekeeper :

Mickey O'Brien Fiat Motorsport Challenge

QUALIFYING - RACE 9 - LAP ANALYSIS



| | | | | | | |
|-----------|-------------------------------------|------------|---------------------|-------------|-----------------|---------------------|
| 5 | Gary CUNNINGHAM P Fiat Punto | | | | | |
| 1 - | 2:19.918 | + 54.106 | 10:08:48.285 | 5 - | 1:25.812 | 10:14:51.520 |
| 2 - | 1:43.862 | + 18.050 | 10:10:32.147 | 6 - | 1:26.623 | 10:16:18.143 |
| 3 - | 1:26.777 | + 0.965 | 10:11:58.924 | 7 - | 1:37.811 P | 10:17:55.954 |
| 4 - | 1:26.784 | + 0.972 | 10:13:25.708 | | | |
| 6 | Barry TRAVERS P Fiat Punto | | | | | |
| 1 - | 3:04.411 | + 1:39.733 | 10:09:32.785 | 6 - | 1:24.678 | 10:16:40.463 |
| 2 - | 1:26.561 | + 1.883 | 10:10:59.346 | 7 - | 1:25.184 | 10:18:05.647 |
| 3 - | 1:25.153 | + 0.475 | 10:12:24.499 | 8 - | 1:24.970 | 10:19:30.617 |
| 4 - | 1:26.151 | + 1.473 | 10:13:50.650 | 9 - | 1:24.843 | 10:20:55.460 |
| 5 - | 1:25.135 | + 0.457 | 10:15:15.785 | 10 - | 1:24.949 | 10:22:20.409 |
| 11 | John MURPHY UK Fiat Uno | | | | | |
| 1 - | 2:28.848 | + 1:01.513 | 10:08:57.217 | 6 - | 1:29.182 | 10:16:26.617 |
| 2 - | 1:30.970 | + 3.635 | 10:10:28.187 | 7 - | 1:27.844 | 10:17:54.461 |
| 3 - | 1:29.539 | + 2.204 | 10:11:57.726 | 8 - | 1:28.668 | 10:19:23.129 |
| 4 - | 1:29.974 | + 2.639 | 10:13:27.700 | 9 - | 1:27.335 | 10:20:50.464 |
| 5 - | 1:29.735 | + 2.400 | 10:14:57.435 | 10 - | 1:28.125 | 10:22:18.589 |
| 13 | Anthony CONNORS U Fiat Uno | | | | | |
| 1 - | 2:22.777 | + 52.539 | 10:08:51.142 | 6 - | 1:32.670 | 10:16:38.910 |
| 2 - | 1:35.519 | + 5.281 | 10:10:26.661 | 7 - | 1:31.225 | 10:18:10.135 |
| 3 - | 1:34.174 | + 3.936 | 10:12:00.835 | 8 - | 1:30.947 | 10:19:41.082 |
| 4 - | 1:32.749 | + 2.511 | 10:13:33.584 | 9 - | 1:31.205 | 10:21:12.287 |
| 5 - | 1:32.656 | + 2.418 | 10:15:06.240 | 10 - | 1:30.238 | 10:22:42.525 |
| 16 | Andrew BARRETT UK Fiat Uno | | | | | |
| 1 - | 2:36.157 | + 1:07.702 | 10:09:04.528 | 6 - | 1:28.981 | 10:17:03.276 |
| 2 - | 1:42.838 | + 14.383 | 10:10:47.366 | 7 - | 1:28.960 | 10:18:32.236 |
| 3 - | 1:45.650 | + 17.195 | 10:12:33.016 | 8 - | 1:28.455 | 10:20:00.691 |
| 4 - | 1:31.022 | + 2.567 | 10:14:04.038 | 9 - | 1:28.808 | 10:21:29.499 |
| 5 - | 1:30.257 | + 1.802 | 10:15:34.295 | 10 - | 1:29.032 | 10:22:58.531 |
| 17 | Collin CLINTON U Fiat Uno | | | | | |
| 1 - | 2:03.301 | + 28.029 | 10:08:31.661 | 4 - | 1:35.272 | 10:13:20.465 |
| 2 - | 1:37.645 | + 2.373 | 10:10:09.306 | 5 - | 1:36.503 | 10:14:56.968 |
| 3 - | 1:35.887 | + 0.615 | 10:11:45.193 | 6 - | 2:05.700 P | 10:17:02.668 |
| 31 | Mark McCORMACK P Fiat Punto | | | | | |
| 1 - | 2:00.365 | + 34.098 | 10:08:28.724 | 6 - | 1:29.098 | 10:15:51.432 |
| 2 - | 1:28.241 | + 1.974 | 10:09:56.965 | 7 - | 1:27.405 | 10:17:18.837 |
| 3 - | 1:28.538 | + 2.271 | 10:11:25.503 | 8 - | 1:26.267 | 10:18:45.104 |
| 4 - | 1:28.382 | + 2.115 | 10:12:53.885 | 9 - | 1:29.549 | 10:20:14.653 |
| 5 - | 1:28.449 | + 2.182 | 10:14:22.334 | 10 - | 1:28.041 | 10:21:42.694 |
| 33 | Paul FLANAGAN P Fiat Punto | | | | | |
| 1 - | 2:05.687 | + 39.320 | 10:08:34.048 | 6 - | 1:27.284 | 10:15:57.870 |
| 2 - | 1:30.632 | + 4.265 | 10:10:04.680 | 7 - | 1:27.124 | 10:17:24.994 |
| 3 - | 1:28.053 | + 1.686 | 10:11:32.733 | 8 - | 1:26.610 | 10:18:51.604 |
| 4 - | 1:27.945 | + 1.578 | 10:13:00.678 | 9 - | 1:27.840 | 10:20:19.444 |
| 5 - | 1:29.908 | + 3.541 | 10:14:30.586 | 10 - | 1:26.367 | 10:21:45.811 |
| 39 | Sabrina O'REILLY U Fiat Uno | | | | | |
| 1 - | 2:13.932 | | 10:08:42.296 | 2 - | 2:16.613 P | 10:10:58.909 |
| 53 | Mark SNELLING UK Fiat Uno | | | | | |
| 1 - | 2:09.661 | + 44.407 | 10:08:38.024 | 6 - | 1:26.967 | 10:15:57.057 |
| 2 - | 1:29.546 | + 4.292 | 10:10:07.570 | 7 - | 1:26.571 | 10:17:23.628 |

Weather / Track : Cloudy / Dry

Anglesey Coastal
Circuit Length = 1.5500 miles
Start: 10:06 End: 10:23

Mickey O'Brien Fiat Motorsport Challenge

QUALIFYING - RACE 9 - LAP ANALYSIS




| | | | | | | | |
|------------|-----------------------|------------|---------------------|---------------|-----------------|----------|---------------------|
| 3 - | 1:27.892 | + 2.638 | 10:11:35.462 | 8 - | 1:26.216 | + 0.962 | 10:18:49.844 |
| 4 - | 1:27.000 | + 1.746 | 10:13:02.462 | 9 - | 1:25.254 | | 10:20:15.098 |
| 5 - | 1:27.628 | + 2.374 | 10:14:30.090 | 10 - | 1:25.989 | + 0.735 | 10:21:41.087 |
| 76 | Simon EDWARDS | | | UK Fiat Punto | | | |
| 1 - | 2:33.632 | + 1:07.339 | 10:09:02.002 | 6 - | 1:27.666 | + 1.373 | 10:16:29.043 |
| 2 - | 1:34.159 | + 7.866 | 10:10:36.161 | 7 - | 1:26.293 | | 10:17:55.336 |
| 3 - | 1:29.147 | + 2.854 | 10:12:05.308 | 8 - | 1:26.935 | + 0.642 | 10:19:22.271 |
| 4 - | 1:28.594 | + 2.301 | 10:13:33.902 | 9 - | 1:26.759 | + 0.466 | 10:20:49.030 |
| 5 - | 1:27.475 | + 1.182 | 10:15:01.377 | 10 - | 1:26.409 | + 0.116 | 10:22:15.439 |
| 77 | Barry HALLION | | | P Fiat Punto | | | |
| 1 - | 2:54.152 | + 1:29.096 | 10:09:22.525 | 6 - | 1:25.621 | + 0.565 | 10:16:35.604 |
| 2 - | 1:30.053 | + 4.997 | 10:10:52.578 | 7 - | 1:25.056 | | 10:18:00.660 |
| 3 - | 1:27.071 | + 2.015 | 10:12:19.649 | 8 - | 1:25.354 | + 0.298 | 10:19:26.014 |
| 4 - | 1:25.232 | + 0.176 | 10:13:44.881 | 9 - | 1:25.147 | + 0.091 | 10:20:51.161 |
| 5 - | 1:25.102 | + 0.046 | 10:15:09.983 | 10 - | 1:25.108 | + 0.052 | 10:22:16.269 |
| 79 | Roger ESP | | | UK Fiat Uno | | | |
| 1 - | 2:37.394 | + 1:10.284 | 10:09:05.766 | 6 - | 1:29.463 | + 2.353 | 10:16:49.261 |
| 2 - | 1:40.058 | + 12.948 | 10:10:45.824 | 7 - | 1:28.377 | + 1.267 | 10:18:17.638 |
| 3 - | 1:35.020 | + 7.910 | 10:12:20.844 | 8 - | 1:27.911 | + 0.801 | 10:19:45.549 |
| 4 - | 1:29.521 | + 2.411 | 10:13:50.365 | 9 - | 1:27.395 | + 0.285 | 10:21:12.944 |
| 5 - | 1:29.433 | + 2.323 | 10:15:19.798 | 10 - | 1:27.110 | | 10:22:40.054 |
| 83 | John McCORMACK | | | P Fiat Punto | | | |
| 1 - | 2:06.105 | + 40.987 | 10:08:34.467 | 6 - | 1:25.375 | + 0.257 | 10:15:44.755 |
| 2 - | 1:28.133 | + 3.015 | 10:10:02.600 | 7 - | 1:35.581 | + 10.463 | 10:17:20.336 |
| 3 - | 1:26.095 | + 0.977 | 10:11:28.695 | 8 - | 1:25.505 | + 0.387 | 10:18:45.841 |
| 4 - | 1:25.263 | + 0.145 | 10:12:53.958 | 9 - | 1:27.529 | + 2.411 | 10:20:13.370 |
| 5 - | 1:25.422 | + 0.304 | 10:14:19.380 | 10 - | 1:25.118 | | 10:21:38.488 |
| 85 | Nigel RALPHSON | | | UK Fiat Uno | | | |
| 1 - | 2:28.331 | + 1:00.153 | 10:08:56.699 | 6 - | 1:29.144 | + 0.966 | 10:16:35.503 |
| 2 - | 1:40.245 | + 12.067 | 10:10:36.944 | 7 - | 1:29.028 | + 0.850 | 10:18:04.531 |
| 3 - | 1:29.906 | + 1.728 | 10:12:06.850 | 8 - | 1:28.178 | | 10:19:32.709 |
| 4 - | 1:29.351 | + 1.173 | 10:13:36.201 | 9 - | 1:28.283 | + 0.105 | 10:21:00.992 |
| 5 - | 1:30.158 | + 1.980 | 10:15:06.359 | | | | |
| 501 | Ulick BURKE | | | U Fiat Uno | | | |
| 1 - | 2:15.517 | | 10:08:43.883 | | | | |

Weather / Track : Cloudy / Dry

Anglesey Coastal
Circuit Length = 1.5500 miles
Start: 10:06 End: 10:23

Mickey O'Brien Fiat Motorsport Challenge

RACE 9 - GRID

| | | |
|--|-------------------------------|---------------------------------|
| ROW 9 | 2:15.517 501 Ulick BURKE | 2:13.932 39 Sabrina O'REILLY |
| ROW 8 | 1:35.272 17 Collin CLINTON | 1:30.238 13 Anthony CONNORS |
| ROW 7 | 1:28.455 16 Andrew BARRETT | 1:28.178 85 Nigel RALPHSON |
| ROW 6 | 1:27.335 11 John MURPHY | 1:27.110 79 Roger ESP |
| ROW 5 | 1:26.293 76 Simon EDWARDS | 1:25.254 53 Mark SNELLING |
| ROW 4 | | |
| ROW 3 | 1:26.367 33 Paul FLANAGAN | 1:26.267 31 Mark McCORMACK |
| ROW 2 | 1:25.812 5 Gary CUNNINGHAM | 1:25.118 83 John McCORMACK |
| ROW 1 | 1:25.056 77 Barry HALLION | 1:24.678 6 Barry TRAVERS |
| Pole | | |
|  | | |

Anglesey Coastal
Circuit Length = 1.5500 miles

These results are provisional until the conclusion of any judicial and technical matters.

| | | |
|-------------------|--|--------------|
| Clerk of Course : | | Timekeeper : |
|-------------------|--|--------------|



Dunlop Abarth Cup
RACE 8 - CLASSIFICATION



| POS | NO | CL | NAME | ENTRY | LAPS | TIME | GAP | DIFF | MPH | BEST | ON |
|-----|----|----|------------------------|--------------|------|-----------|---------------|--------|-------|----------|----|
| 1 | 19 | | Clive PRATT | Punto Abarth | 12 | 16:53.048 | | | 66.09 | 1:22.574 | 4 |
| 2 | 42 | | Gary MILLER | Punto Abarth | 12 | 16:53.789 | 0.741 | 0.741 | 66.04 | 1:22.771 | 6 |
| 3 | 2 | | Alaster KELLETT | Punto Abarth | 12 | 16:54.035 | 0.987 | 0.246 | 66.03 | 1:22.324 | 6 |
| 4 | 3 | | Gordon KELLETT | Punto Abarth | 12 | 17:04.188 | 11.140 | 10.153 | 65.37 | 1:22.912 | 6 |
| 5 | 6 | | Simon QUINN | Punto Abarth | 12 | 17:14.044 | 20.996 | 9.856 | 64.75 | 1:23.420 | 4 |
| 6 | 12 | | John DENNING | Punto Abarth | 12 | 17:14.045 | 20.997 | 0.001 | 64.75 | 1:22.749 | 3 |
| 7 | 10 | | Roger McMAHON | Punto Abarth | 12 | 17:14.562 | 21.514 | 0.517 | 64.72 | 1:23.976 | 5 |
| 8 | 7 | | Barry McMAHON | Punto Abarth | 12 | 17:15.104 | 22.056 | 0.542 | 64.68 | 1:24.076 | 5 |
| 9 | 41 | | Arthur McMAHON | Punto Abarth | 12 | 17:16.521 | 23.473 | 1.417 | 64.60 | 1:23.843 | 5 |

NOT CLASSIFIED

| | | | | | | | | | | | |
|-----|----|--|--------------------|--------------|---|-----------|---------------|--------|-------|----------|---|
| DNF | 5 | | Nigel PRATT | Punto Abarth | 9 | 13:12.831 | 3 laps | 3 laps | 63.34 | 1:22.776 | 6 |
| DNF | 11 | | Noel GREENE | Punto Abarth | 0 | | | | | | |

FASTEST LAP

| | | | | | | | | | | | |
|--|---|--|------------------------|--------------|---|----------|--|-----------|--|------------|--|
| | 2 | | Alaster KELLETT | Punto Abarth | 6 | 1:22.324 | | 67.78 mph | | 109.08 kph | |
|--|---|--|------------------------|--------------|---|----------|--|-----------|--|------------|--|

Weather / Track : Cloudy / Dry - Rain/Damp
 These results are provisional until the conclusion of any judicial and technical matters.

Anglesey Coastal
 Circuit Length = 1.5500 miles
 Start: 10:31 End: 10:49

| | | | |
|-------------------|--|--------------|--|
| Clerk of Course : | | Timekeeper : | |
|-------------------|--|--------------|--|

Dunlop Abarth Cup

RACE 8 - LAP CHART



| Lap 1 | | | Lap 2 | | | Lap 3 | | | Lap 4 | | | Lap 5 | | |
|-------|--------|----------|-------|--------|----------|-------|--------|----------|-------|--------|----------|-------|--------|----------|
| No | Behind | Laptime | No | Behind | Laptime | No | Behind | Laptime | No | Behind | Laptime | No | Behind | Laptime |
| 19 | | 1:27.801 | 19 | | 1:22.787 | 19 | | 1:22.867 | 19 | | 1:22.574 | 19 | | 1:22.580 |
| 3 | 0.434 | 1:28.235 | 3 | 0.804 | 1:23.157 | 42 | 1.157 | 1:22.801 | 42 | 1.727 | 1:23.144 | 42 | 2.100 | 1:22.953 |
| 42 | 0.909 | 1:28.710 | 42 | 1.223 | 1:23.101 | 3 | 1.702 | 1:23.765 | 2 | 3.301 | 1:23.957 | 2 | 3.438 | 1:22.717 |
| 2 | 1.152 | 1:28.953 | 2 | 1.528 | 1:23.163 | 2 | 1.918 | 1:23.257 | 12 | 3.830 | 1:23.725 | 12 | 4.244 | 1:22.994 |
| 41 | 1.834 | 1:29.635 | 12 | 2.797 | 1:23.219 | 12 | 2.679 | 1:22.749 | 3 | 4.134 | 1:25.006 | 3 | 4.760 | 1:23.206 |
| 6 | 2.364 | 1:30.165 | 6 | 4.253 | 1:24.676 | 6 | 5.117 | 1:23.731 | 6 | 5.963 | 1:23.420 | 6 | 7.073 | 1:23.690 |
| 12 | 2.365 | 1:30.166 | 41 | 4.702 | 1:25.655 | 41 | 5.856 | 1:24.021 | 5 | 7.372 | 1:23.844 | 5 | 8.089 | 1:23.297 |
| 5 | 2.879 | 1:30.680 | 5 | 5.132 | 1:25.040 | 5 | 6.102 | 1:23.837 | 41 | 9.055 | 1:25.773 | 41 | 10.318 | 1:23.843 |
| 10 | 3.661 | 1:31.462 | 10 | 5.444 | 1:24.570 | 10 | 7.096 | 1:24.519 | 10 | 9.414 | 1:24.892 | 10 | 10.810 | 1:23.976 |
| 7 | 4.043 | 1:31.844 | 7 | 6.009 | 1:24.753 | 7 | 7.476 | 1:24.334 | 7 | 9.709 | 1:24.807 | 7 | 11.205 | 1:24.076 |

Weather / Track : Cloudy / Dry - Rain/Damp

Anglesey Coastal
Circuit Length = 1.5500 miles
Start: 10:31 End: 10:49

Dunlop Abarth Cup

RACE 8 - LAP CHART



| Lap 6 | | | Lap 7 | | | Lap 8 | | | Lap 9 | | | Lap 10 | | |
|-------|--------|----------|-------|--------|----------|-------|--------|----------|-------|--------|------------|--------|--------|----------|
| No | Behind | Laptime | No | Behind | Laptime | No | Behind | Laptime | No | Behind | Laptime | No | Behind | Laptime |
| 19 | | 1:22.670 | 19 | | 1:22.831 | 19 | | 1:23.943 | 19 | | 1:26.045 | 19 | | 1:27.699 |
| 42 | 2.201 | 1:22.771 | 42 | 2.650 | 1:23.280 | 42 | 2.477 | 1:23.770 | 42 | 2.171 | 1:25.739 | 42 | 1.390 | 1:26.918 |
| 2 | 3.092 | 1:22.324 | 2 | 3.053 | 1:22.792 | 2 | 2.721 | 1:23.611 | 2 | 2.560 | 1:25.884 | 2 | 1.770 | 1:26.909 |
| 12 | 4.659 | 1:23.085 | 12 | 5.039 | 1:23.211 | 12 | 5.226 | 1:24.130 | 3 | 8.160 | 1:28.448 | 3 | 8.353 | 1:27.892 |
| 3 | 5.002 | 1:22.912 | 3 | 5.397 | 1:23.226 | 3 | 5.757 | 1:24.303 | 6 | 10.589 | 1:26.624 | 6 | 10.627 | 1:27.737 |
| 6 | 7.881 | 1:23.478 | 6 | 8.740 | 1:23.690 | 6 | 10.010 | 1:25.213 | 12 | 12.730 | 1:33.549 | 12 | 17.164 | 1:32.133 |
| 5 | 8.195 | 1:22.776 | 5 | 9.083 | 1:23.719 | 5 | 12.908 | 1:27.768 | 10 | 19.068 | 1:26.760 | 10 | 19.765 | 1:28.396 |
| 10 | 12.980 | 1:24.840 | 7 | 15.173 | 1:24.777 | 41 | 16.838 | 1:25.295 | 7 | 19.422 | 1:26.841 | 7 | 21.081 | 1:29.358 |
| 7 | 13.227 | 1:24.692 | 41 | 15.486 | 1:24.677 | 10 | 18.353 | 1:26.444 | 41 | 19.881 | 1:29.088 | 41 | 22.249 | 1:30.067 |
| 41 | 13.640 | 1:25.992 | 10 | 15.852 | 1:25.703 | 7 | 18.626 | 1:27.396 | 5 | 38.733 | 1:51.870 P | | | |

Weather / Track : Cloudy / Dry - Rain/Damp

Anglesey Coastal
Circuit Length = 1.5500 miles
Start: 10:31 End: 10:49

**Dunlop Abarth Cup
RACE 8 - LAP CHART**



| Lap 11 | | | Lap 12 | | |
|--------|--------|----------|--------|--------|----------|
| No | Behind | Laptime | No | Behind | Laptime |
| 19 | | 1:26.509 | 19 | | 1:24.742 |
| 42 | 1.228 | 1:26.347 | 42 | 0.741 | 1:24.255 |
| 2 | 1.923 | 1:26.662 | 2 | 0.987 | 1:23.806 |
| 3 | 9.368 | 1:27.524 | 3 | 11.140 | 1:26.514 |
| 6 | 13.406 | 1:29.288 | 6 | 20.996 | 1:32.332 |
| 12 | 19.383 | 1:28.728 | 12 | 20.997 | 1:26.356 |
| 10 | 20.814 | 1:27.558 | 10 | 21.514 | 1:25.442 |
| 7 | 21.527 | 1:26.955 | 7 | 22.056 | 1:25.271 |
| 41 | 23.541 | 1:27.801 | 41 | 23.473 | 1:24.674 |

Weather / Track : Cloudy / Dry - Rain/Damp

Anglesey Coastal
Circuit Length = 1.5500 miles
Start: 10:31 End: 10:49



Historics

QUALIFYING - RACE 12 - CLASSIFICATION - AMENDED



| POS | NO | CL | NAME | ENTRY | TIME | ON | LAPS | GAP | DIFF | MPH |
|-----|-----|----|------------------------|-------------------|-----------------|----|------|---------------|-------|-------|
| 1 | 47 | | Clive BRANDON | Lotus Type 47 | 1:33.841 | 8 | 9 | | | 59.46 |
| 2 | 23 | | Jackie COCHRANE | Sunbeam Tiger | 1:34.219 | 5 | 8 | 0.378 | 0.378 | 59.22 |
| 3 | 69 | | Pat O'SULLIVAN | Porsche 996 | 1:34.941 | 5 | 9 | 1.100 | 0.722 | 58.77 |
| 4 | 32 | | Stephen DOYLE | Porsche 996 | 1:35.543 | 5 | 6 | 1.702 | 0.602 | 58.40 |
| 5 | 49 | | Philip JONES | Porsche 996 Turbo | 1:37.019 | 3 | 6 | 3.178 | 1.476 | 57.51 |
| 6 | 99 | | Vinny O'REILLY | MG Midget | 1:38.185 | 8 | 9 | 4.344 | 1.166 | 56.83 |
| 7 | 42 | | Matt DUNNE | MG Midget | 1:38.383 | 8 | 9 | 4.542 | 0.198 | 56.71 |
| 8 | 14 | | Colin ROONEY | Sunbeam Imp | 1:39.328 | 5 | 9 | 5.487 | 0.945 | 56.17 |
| 9 | 77 | | Mark KELLY | MG Midget | 1:40.376 | 4 | 5 | 6.535 | 1.048 | 55.59 |
| 10 | 62 | | Barry SMITH | MG Midget | 1:41.686 | 4 | 6 | 7.845 | 1.310 | 54.87 |
| 11 | 6 | | Edmund CASSIDY | Sunbeam Tiger | 1:42.829 | 3 | 4 | 8.988 | 1.143 | 54.26 |
| 12 | 53 | | Garth MAXWELL | MG B GT V8 | 1:43.239 | 6 | 7 | 9.398 | 0.410 | 54.04 |
| 13 | 114 | | Megan KESSIE | Ginetta G20 Coupe | 1:47.176 | 4 | 8 | 13.335 | 3.937 | 52.06 |
| 14 | 37 | | Noel KAVANAGH | MG B Roadster | 1:56.957 | 3 | 6 | 23.116 | 9.781 | 47.71 |

CAR 32 - CHANGE OF CAR

Weather / Track : Rain / Wet

These results are provisional until the conclusion of any judicial and technical matters.

Anglesey Coastal
Circuit Length = 1.5500 miles
Start: 11:01 End: 11:19

| | | |
|-------------------|--|--------------|
| Clerk of Course : | | Timekeeper : |
|-------------------|--|--------------|



Historics

QUALIFYING - RACE 12 - LAP ANALYSIS



| | | | | | | |
|-----------|------------------------|----------|---------------------|-----|-----------------|--------------------------|
| 6 | Edmund CASSIDY | | Sunbeam Tiger | | | |
| 1 - | 1:53.069 | + 10.240 | 11:04:03.252 | 3 - | 1:42.829 | 11:07:35.366 |
| 2 - | 1:49.285 | + 6.456 | 11:05:52.537 | 4 - | 2:25.295 P | + 42.466 11:10:00.661 |
| 14 | Colin ROONEY | | Sunbeam Imp | | | |
| 1 - | 1:59.212 | + 19.884 | 11:04:22.999 | 6 - | 1:39.913 | + 0.585 11:12:47.579 |
| 2 - | 1:46.172 | + 6.844 | 11:06:09.171 | 7 - | 1:40.772 | + 1.444 11:14:28.351 |
| 3 - | 1:39.795 | + 0.467 | 11:07:48.966 | 8 - | 1:41.372 | + 2.044 11:16:09.723 |
| 4 - | 1:39.372 | + 0.044 | 11:09:28.338 | 9 - | 1:43.087 | + 3.759 11:17:52.810 |
| 5 - | 1:39.328 | | 11:11:07.666 | | | |
| 23 | Jackie COCHRANE | | Sunbeam Tiger | | | |
| 1 - | 1:42.970 | + 8.751 | 11:03:56.273 | 5 - | 1:34.219 | 11:10:19.878 |
| 2 - | 1:36.032 | + 1.813 | 11:05:32.305 | 6 - | 1:35.693 | + 1.474 11:11:55.571 |
| 3 - | 1:37.702 | + 3.483 | 11:07:10.007 | 7 - | 1:36.734 | + 2.515 11:13:32.305 |
| 4 - | 1:35.652 | + 1.433 | 11:08:45.659 | 8 - | 1:40.004 P | + 5.785 11:15:12.309 |
| 32 | Stephen DOYLE | | Lotus Elan | | | |
| 1 - | 1:47.444 | + 11.901 | 11:03:49.638 | 4 - | 1:35.647 | + 0.104 11:08:44.930 |
| 2 - | 1:40.594 | + 5.051 | 11:05:30.232 | 5 - | 1:35.543 | 11:10:20.473 |
| 3 - | 1:39.051 | + 3.508 | 11:07:09.283 | 6 - | 1:43.373 P | + 7.830 11:12:03.846 |
| 37 | Noel KAVANAGH | | MG B Roadster | | | |
| 1 - | 2:00.298 | + 3.341 | 11:04:21.412 | 4 - | 1:57.377 | + 0.420 11:10:14.635 |
| 2 - | 1:58.889 | + 1.932 | 11:06:20.301 | 5 - | 2:02.988 | + 6.031 11:12:17.623 |
| 3 - | 1:56.957 | | 11:08:17.258 | 6 - | 2:11.104 P | + 14.147 11:14:28.727 |
| 42 | Matt DUNNE | | MG Midget | | | |
| 1 - | 1:52.033 | + 13.650 | 11:04:23.259 | 6 - | 1:39.853 | + 1.470 11:12:50.218 |
| 2 - | 1:43.331 | + 4.948 | 11:06:06.590 | 7 - | 1:41.709 | + 3.326 11:14:31.927 |
| 3 - | 1:40.644 | + 2.261 | 11:07:47.234 | 8 - | 1:38.383 | 11:16:10.310 |
| 4 - | 1:44.678 | + 6.295 | 11:09:31.912 | 9 - | 1:39.548 | + 1.165 11:17:49.858 |
| 5 - | 1:38.453 | + 0.070 | 11:11:10.365 | | | |
| 47 | Clive BRANDON | | Lotus Type 47 | | | |
| 1 - | 1:43.727 | + 9.886 | 11:03:59.421 | 6 - | 1:36.487 | + 2.646 11:11:59.874 |
| 2 - | 1:36.982 | + 3.141 | 11:05:36.403 | 7 - | 1:34.041 | + 0.200 11:13:33.915 |
| 3 - | 1:36.274 | + 2.433 | 11:07:12.677 | 8 - | 1:33.841 | 11:15:07.756 |
| 4 - | 1:35.517 | + 1.676 | 11:08:48.194 | 9 - | 1:45.917 P | + 12.076 11:16:53.673 |
| 5 - | 1:35.193 | + 1.352 | 11:10:23.387 | | | |
| 49 | Philip JONES | | Porsche 996 Turbo | | | |
| 1 - | 1:49.152 | + 12.133 | 11:03:52.705 | 4 - | 1:37.132 | + 0.113 11:08:47.635 |
| 2 - | 1:40.779 | + 3.760 | 11:05:33.484 | 5 - | 1:39.923 | + 2.904 11:10:27.558 |
| 3 - | 1:37.019 | | 11:07:10.503 | 6 - | 1:52.809 P | + 15.790 11:12:20.367 |
| 53 | Garth MAXWELL | | MG B GT V8 | | | |
| 1 - | 1:51.556 | + 8.317 | 11:04:09.470 | 5 - | 1:43.532 | + 0.293 11:11:06.651 |
| 2 - | 1:45.146 | + 1.907 | 11:05:54.616 | 6 - | 1:43.239 | 11:12:49.890 |
| 3 - | 1:44.352 | + 1.113 | 11:07:38.968 | 7 - | 1:50.234 P | + 6.995 11:14:40.124 |
| 4 - | 1:44.151 | + 0.912 | 11:09:23.119 | | | |
| 62 | Barry SMITH | | MG Midget | | | |
| 1 - | 2:13.551 | + 31.865 | 11:04:43.741 | 4 - | 1:41.686 | 11:09:59.282 |
| 2 - | 1:50.422 | + 8.736 | 11:06:34.163 | 5 - | 1:44.075 | + 2.389 11:11:43.357 |
| 3 - | 1:43.433 | + 1.747 | 11:08:17.596 | 6 - | 1:48.266 P | + 6.580 11:13:31.623 |
| 69 | Pat O'SULLIVAN | | Porsche 996 | | | |
| 1 - | 2:02.691 | + 27.750 | 11:04:02.689 | 6 - | 1:35.447 | + 0.506 11:12:17.718 |

Weather / Track : Rain / Wet

Anglesey Coastal
Circuit Length = 1.5500 miles
Start: 11:01 End: 11:19



Historics

QUALIFYING - RACE 12 - LAP ANALYSIS


| | | | | | | | |
|------------|-----------------------|----------|---------------------|-------------------|-----------------|----------|---------------------|
| 2 - | 1:47.878 | + 12.937 | 11:05:50.567 | 7 - | 1:37.824 | + 2.883 | 11:13:55.542 |
| 3 - | 1:38.929 | + 3.988 | 11:07:29.496 | 8 - | 1:37.206 | + 2.265 | 11:15:32.748 |
| 4 - | 1:37.834 | + 2.893 | 11:09:07.330 | 9 - | 1:35.720 | + 0.779 | 11:17:08.468 |
| 5 - | 1:34.941 | | 11:10:42.271 | | | | |
| 77 | Mark KELLY | | | MG Midget | | | |
| 1 - | 2:04.658 | + 24.282 | 11:04:43.765 | 4 - | 1:40.376 | | 11:10:00.416 |
| 2 - | 1:51.152 | + 10.776 | 11:06:34.917 | 5 - | 2:13.277 P | + 32.901 | 11:12:13.693 |
| 3 - | 1:45.123 | + 4.747 | 11:08:20.040 | | | | |
| 99 | Vinny O'REILLY | | | MG Midget | | | |
| 1 - | 1:54.056 | + 15.871 | 11:04:26.332 | 6 - | 1:42.268 | + 4.083 | 11:13:00.363 |
| 2 - | 1:46.549 | + 8.364 | 11:06:12.881 | 7 - | 1:38.965 | + 0.780 | 11:14:39.328 |
| 3 - | 1:41.512 | + 3.327 | 11:07:54.393 | 8 - | 1:38.185 | | 11:16:17.513 |
| 4 - | 1:42.807 | + 4.622 | 11:09:37.200 | 9 - | 1:40.613 | + 2.428 | 11:17:58.126 |
| 5 - | 1:40.895 | + 2.710 | 11:11:18.095 | | | | |
| 114 | Megan KESSIE | | | Ginetta G20 Coupe | | | |
| 1 - | 2:03.578 | + 16.402 | 11:04:39.057 | 5 - | 1:51.000 | + 3.824 | 11:12:01.840 |
| 2 - | 1:54.424 | + 7.248 | 11:06:33.481 | 6 - | 1:50.211 | + 3.035 | 11:13:52.051 |
| 3 - | 1:50.183 | + 3.007 | 11:08:23.664 | 7 - | 1:52.168 | + 4.992 | 11:15:44.219 |
| 4 - | 1:47.176 | | 11:10:10.840 | 8 - | 1:57.941 P | + 10.765 | 11:17:42.160 |

Weather / Track : Rain / Wet

Anglesey Coastal
Circuit Length = 1.5500 miles
Start: 11:01 End: 11:19

Historics

RACE 12 - GRID

| | | |
|--|--------------------------------|-------------------------------|
| ROW 7 | 1:56.957 37 Noel KAVANAGH | 1:47.176 114 Megan KESSIE |
| ROW 6 | 1:43.239 53 Garth MAXWELL | 1:42.829 6 Edmund CASSIDY |
| ROW 5 | 1:41.686 62 Barry SMITH | 1:40.376 77 Mark KELLY |
| ROW 4 | 1:39.328 14 Colin ROONEY | 1:38.383 42 Matt DUNNE |
| ROW 3 | 1:38.185 99 Vinny O'REILLY | 1:37.019 49 Philip JONES |
| ROW 2 | 1:35.543 32 Stephen DOYLE | 1:34.941 69 Pat O'SULLIVAN |
| ROW 1 | 1:34.219 23 Jackie COCHRANE | 1:33.841 47 Clive BRANDON |
| Pole | | |
|  | | |

Anglesey Coastal
Circuit Length = 1.5500 miles

These results are provisional until the conclusion of any judicial and technical matters.

Clerk of Course :

Timekeeper :



Mickey O'Brien Fiat Motorsport Challenge
RACE 9 - CLASSIFICATION



| POS | NO | CL | NAME | ENTRY | LAPS | TIME | GAP | DIFF | MPH | BEST | ON |
|-----|-----|----|-----------------|------------|------|-----------|----------|--------|-------|----------|----|
| 1 | 6 | P | Barry TRAVERS | Fiat Punto | 11 | 16:28.505 | | | 62.09 | 1:28.742 | 10 |
| 2 | 83 | P | John McCORMACK | Fiat Punto | 11 | 16:33.171 | 4.666 | 4.666 | 61.80 | 1:28.962 | 8 |
| 3 | 77 | P | Barry HALLION | Fiat Punto | 11 | 16:33.468 | 4.963 | 0.297 | 61.78 | 1:29.089 | 3 |
| 4 | 31 | P | Mark McCORMACK | Fiat Punto | 11 | 16:39.139 | 10.634 | 5.671 | 61.43 | 1:29.296 | 5 |
| 5 | 33 | P | Paul FLANAGAN | Fiat Punto | 11 | 17:01.305 | 32.800 | 22.166 | 60.09 | 1:30.673 | 3 |
| 6 | 76 | UK | Simon EDWARDS | Fiat Punto | 11 | 17:09.315 | 40.810 | 8.010 | 59.63 | 1:31.431 | 10 |
| 7 | 79 | UK | Roger ESP | Fiat Uno | 11 | 17:18.871 | 50.366 | 9.556 | 59.08 | 1:31.884 | 9 |
| 8 | 85 | UK | Nigel RALPHSON | Fiat Uno | 11 | 17:21.724 | 53.219 | 2.853 | 58.92 | 1:31.567 | 8 |
| 9 | 53 | UK | Mark SNELLING | Fiat Uno | 11 | 17:30.748 | 1:02.243 | 9.024 | 58.41 | 1:33.655 | 7 |
| 10 | 11 | UK | John MURPHY | Fiat Uno | 11 | 17:46.423 | 1:17.918 | 15.675 | 57.55 | 1:34.539 | 8 |
| 11 | 16 | UK | Andrew BARRETT | Fiat Uno | 11 | 17:52.989 | 1:24.484 | 6.566 | 57.20 | 1:35.661 | 4 |
| 12 | 13 | U | Anthony CONNORS | Fiat Uno | 10 | 17:18.668 | 1 lap | 1 lap | 53.72 | 1:41.870 | 5 |
| 13 | 501 | U | Ullick BURKE | Fiat Uno | 10 | 17:23.484 | 1 lap | 4.816 | 53.47 | 1:41.851 | 4 |

NOT CLASSIFIED

| | | | | | | | | | | | |
|-----|----|---|-----------------|------------|---|----------|---------|--------|-------|----------|---|
| DNF | 5 | P | Gary CUNNINGHAM | Fiat Punto | 3 | 4:55.983 | 8 laps | 7 laps | 56.55 | 1:30.201 | 2 |
| DNF | 17 | U | Collin CLINTON | Fiat Uno | 1 | 1:48.865 | 10 laps | 2 laps | 51.25 | | |

FASTEST LAP

| | | | | | | | |
|-----|----|---------------|------------|----|----------|-----------|------------|
| 6 | P | Barry TRAVERS | Fiat Punto | 10 | 1:28.742 | 62.87 mph | 101.19 kph |
| 76 | UK | Simon EDWARDS | Fiat Punto | 10 | 1:31.431 | 61.03 mph | 98.21 kph |
| 501 | U | Ullick BURKE | Fiat Uno | 4 | 1:41.851 | 54.78 mph | 88.16 kph |

Weather / Track : Rain / Wet

These results are provisional until the conclusion of any judicial and technical matters.

Anglesey Coastal
Circuit Length = 1.5500 miles
Start: 11:30 End: 11:48

| | |
|-------------------|--------------|
| Clerk of Course : | Timekeeper : |
|-------------------|--------------|

Mickey O'Brien Fiat Motorsport Challenge

RACE 9 - LAP CHART



| Lap 1 | | | Lap 2 | | | Lap 3 | | | Lap 4 | | | Lap 5 | | |
|-------|--------|----------|-------|--------|----------|-------|--------|------------|-------|--------|----------|-------|----------|----------|
| No | Behind | Laptime | No | Behind | Laptime | No | Behind | Laptime | No | Behind | Laptime | No | Behind | Laptime |
| 83 | | 1:36.144 | 83 | | 1:30.222 | 83 | | 1:29.281 | 83 | | 1:29.148 | 6 | | 1:28.876 |
| 6 | 1.229 | 1:37.373 | 6 | 0.752 | 1:29.745 | 6 | 1.088 | 1:29.617 | 6 | 0.730 | 1:28.790 | 83 | 0.629 | 1:30.235 |
| 5 | 1.518 | 1:37.662 | 5 | 1.497 | 1:30.201 | 77 | 2.239 | 1:29.089 | 77 | 2.705 | 1:29.614 | 77 | 2.397 | 1:29.298 |
| 77 | 1.658 | 1:37.802 | 77 | 2.431 | 1:30.995 | 31 | 4.671 | 1:29.799 | 31 | 6.437 | 1:30.914 | 31 | 6.127 | 1:29.296 |
| 31 | 2.507 | 1:38.651 | 31 | 4.153 | 1:31.868 | 53 | 14.512 | 1:34.091 | 53 | 19.415 | 1:34.051 | 33 | 20.869 | 1:30.678 |
| 33 | 2.817 | 1:38.961 | 53 | 9.702 | 1:34.404 | 76 | 14.735 | 1:33.839 | 33 | 19.797 | 1:33.286 | 53 | 23.487 | 1:33.678 |
| 53 | 5.520 | 1:41.664 | 76 | 10.177 | 1:34.691 | 33 | 15.659 | 1:30.673 | 76 | 20.013 | 1:34.426 | 76 | 23.821 | 1:33.414 |
| 76 | 5.708 | 1:41.852 | 79 | 12.481 | 1:33.787 | 79 | 17.179 | 1:33.979 | 79 | 22.040 | 1:34.009 | 79 | 25.598 | 1:33.164 |
| 79 | 8.916 | 1:45.060 | 33 | 14.267 | 1:41.672 | 5 | 20.336 | 1:48.120 P | 85 | 28.592 | 1:33.592 | 85 | 32.281 | 1:33.295 |
| 16 | 10.054 | 1:46.198 | 16 | 16.681 | 1:36.849 | 16 | 24.100 | 1:36.700 | 16 | 30.613 | 1:35.661 | 16 | 36.995 | 1:35.988 |
| 11 | 11.244 | 1:47.388 | 11 | 17.513 | 1:36.491 | 85 | 24.148 | 1:35.240 | 11 | 31.468 | 1:35.522 | 11 | 37.892 | 1:36.030 |
| 17 | 12.721 | 1:48.865 | 85 | 18.189 | 1:35.037 | 11 | 25.094 | 1:36.862 | 13 | 53.693 | 1:42.409 | 13 | 1:05.957 | 1:41.870 |
| 13 | 13.210 | 1:49.354 | 13 | 25.910 | 1:42.922 | 13 | 40.432 | 1:43.803 | 501 | 56.020 | 1:41.851 | 501 | 1:10.103 | 1:43.689 |
| 85 | 13.374 | 1:49.518 | 501 | 29.468 | 1:45.029 | 501 | 43.317 | 1:43.130 | | | | | | |
| 501 | 14.661 | 1:50.805 | | | | | | | | | | | | |

Weather / Track : Rain / Wet

Anglesey Coastal
 Circuit Length = 1.5500 miles
 Start: 11:30 End: 11:48



Mickey O'Brien Fiat Motorsport Challenge

RACE 9 - LAP CHART



| Lap 6 | | | Lap 7 | | | Lap 8 | | | Lap 9 | | | Lap 10 | | |
|-------|----------|----------|-------|--------|----------|-------|----------|----------|-------|----------|----------|--------|----------|----------|
| No | Behind | Laptime | No | Behind | Laptime | No | Behind | Laptime | No | Behind | Laptime | No | Behind | Laptime |
| 6 | | 1:29.049 | 6 | | 1:28.897 | 6 | | 1:29.091 | 6 | | 1:29.155 | 6 | | 1:28.742 |
| 83 | 0.892 | 1:29.312 | 83 | 1.053 | 1:29.058 | 83 | 0.924 | 1:28.962 | 83 | 0.865 | 1:29.096 | 83 | 3.143 | 1:31.020 |
| 77 | 2.484 | 1:29.136 | 77 | 2.883 | 1:29.296 | 77 | 2.999 | 1:29.207 | 77 | 3.517 | 1:29.673 | 77 | 4.427 | 1:29.652 |
| 31 | 6.836 | 1:29.758 | 31 | 7.591 | 1:29.652 | 13 | 1 LAP | 1:44.331 | 31 | 9.141 | 1:30.238 | 31 | 10.010 | 1:29.611 |
| 33 | 22.669 | 1:30.849 | 33 | 24.621 | 1:30.849 | 31 | 8.058 | 1:29.558 | 13 | 1 LAP | 1:43.914 | 33 | 30.916 | 1:31.197 |
| 76 | 27.143 | 1:32.371 | 76 | 29.809 | 1:31.563 | 501 | 1 LAP | 1:44.917 | 501 | 1 LAP | 1:43.206 | 13 | 1 LAP | 1:43.116 |
| 53 | 29.186 | 1:34.748 | 53 | 33.944 | 1:33.655 | 33 | 26.343 | 1:30.813 | 33 | 28.461 | 1:31.273 | 76 | 38.044 | 1:31.431 |
| 79 | 29.679 | 1:33.130 | 79 | 34.386 | 1:33.604 | 76 | 32.415 | 1:31.697 | 76 | 35.355 | 1:32.095 | 501 | 1 LAP | 1:43.237 |
| 85 | 35.571 | 1:32.339 | 85 | 39.609 | 1:32.935 | 79 | 38.025 | 1:32.730 | 79 | 40.754 | 1:31.884 | 79 | 45.272 | 1:33.260 |
| 16 | 44.387 | 1:36.441 | 16 | 52.566 | 1:37.076 | 53 | 39.636 | 1:34.783 | 53 | 45.286 | 1:34.805 | 85 | 49.821 | 1:32.907 |
| 11 | 45.451 | 1:36.608 | 11 | 53.320 | 1:36.766 | 85 | 42.085 | 1:31.567 | 85 | 45.656 | 1:32.726 | 53 | 52.101 | 1:35.557 |
| 13 | 1:19.671 | 1:42.763 | | | | 11 | 58.768 | 1:34.539 | 11 | 1:04.868 | 1:35.255 | 11 | 1:10.957 | 1:34.831 |
| 501 | 1:24.315 | 1:43.261 | | | | 16 | 1:00.236 | 1:36.761 | 16 | 1:07.741 | 1:36.660 | 16 | 1:15.619 | 1:36.620 |

Weather / Track : Rain / Wet

Anglesey Coastal
Circuit Length = 1.5500 miles
Start: 11:30 End: 11:48

Mickey O'Brien Fiat Motorsport Challenge

RACE 9 - LAP CHART



| Lap 11 | | |
|--------|----------|----------|
| No | Behind | Laptime |
| 6 | | 1:29.170 |
| 83 | 4.666 | 1:30.693 |
| 77 | 4.963 | 1:29.706 |
| 31 | 10.634 | 1:29.794 |
| 33 | 32.800 | 1:31.054 |
| 76 | 40.810 | 1:31.936 |
| 13 | 1 LAP | 1:44.186 |
| 79 | 50.366 | 1:34.264 |
| 85 | 53.219 | 1:32.568 |
| 501 | 1 LAP | 1:44.359 |
| 53 | 1:02.243 | 1:39.312 |
| 11 | 1:17.918 | 1:36.131 |
| 16 | 1:24.484 | 1:38.035 |

Weather / Track : Rain / Wet

Anglesey Coastal
Circuit Length = 1.5500 miles
Start: 11:30 End: 11:48



Formula Sheane

RACE 10 - CLASSIFICATION

| POS | NO | CL | NAME | ENTRY | LAPS | TIME | GAP | DIFF | MPH | BEST | ON |
|-----|-----|----|------------------------|--------------|------|-----------|-----------------|--------|-------|----------|----|
| 1 | 7 | | Kevin SHEANE | Sheane Rover | 12 | 17:21.053 | | | 64.31 | 1:25.550 | 11 |
| 2 | 60 | | Tristin QUINN | Sheane Rover | 12 | 17:23.159 | 2.106 | 2.106 | 64.19 | 1:25.222 | 10 |
| 3 | 21 | | Keith HOGG | Sheane Rover | 12 | 17:25.924 | 4.871 | 2.765 | 64.02 | 1:25.128 | 5 |
| 4 | 2 | | Anton SAVAGE | Sheane Rover | 12 | 17:29.283 | 8.230 | 3.359 | 63.81 | 1:24.787 | 12 |
| 5 | 3 | | Brian HEARTY | Sheane Rover | 12 | 17:31.423 | 10.370 | 2.140 | 63.68 | 1:25.089 | 4 |
| 6 | 14 | | Chris McCABE | Sheane Rover | 12 | 17:59.091 | 38.038 | 27.668 | 62.05 | 1:27.250 | 5 |
| 7 | 111 | | David PARKS | Sheane Rover | 12 | 18:02.012 | 40.959 | 2.921 | 61.88 | 1:26.935 | 9 |
| 8 | 18 | | Kevin SHEANE | Sheane Rover | 12 | 18:20.895 | 59.842 | 18.883 | 60.82 | 1:30.054 | 10 |
| 9 | 19 | | Brian McCONNELL | Sheane Rover | 12 | 18:21.689 | 1:00.636 | 0.794 | 60.77 | 1:29.918 | 12 |
| 10 | 16 | | Gilbert CLANCY | Sheane Rover | 12 | 18:43.244 | 1:22.191 | 21.555 | 59.61 | 1:30.876 | 9 |
| 11 | 20 | | John LINNANE | Sheane Rover | 11 | 17:22.640 | 1 lap | 1 lap | 58.87 | 1:31.963 | 4 |

FASTEST LAP

| | | | | | | |
|---|---------------------|--------------|----|----------|-----------|------------|
| 2 | Anton SAVAGE | Sheane Rover | 12 | 1:24.787 | 65.81 mph | 105.91 kph |
|---|---------------------|--------------|----|----------|-----------|------------|

Weather / Track : Rain / Wet

These results are provisional until the conclusion of any judicial and technical matters.

Anglesey Coastal

Circuit Length = 1.5500 miles

Start: 12:01 End: 12:20

| | | | |
|-------------------|--|--------------|--|
| Clerk of Course : | | Timekeeper : | |
|-------------------|--|--------------|--|

Formula Sheane
RACE 10 - LAP CHART



| Lap 1 | | | Lap 2 | | | Lap 3 | | | Lap 4 | | | Lap 5 | | |
|-------|--------|----------|-------|--------|----------|-------|--------|----------|-------|--------|----------|-------|--------|----------|
| No | Behind | Laptime | No | Behind | Laptime | No | Behind | Laptime | No | Behind | Laptime | No | Behind | Laptime |
| 2 | | 1:30.322 | 2 | | 1:25.800 | 2 | | 1:25.646 | 2 | | 1:25.460 | 2 | | 1:25.342 |
| 60 | 0.311 | 1:30.633 | 3 | 1.709 | 1:27.042 | 3 | 1.798 | 1:25.735 | 3 | 1.427 | 1:25.089 | 3 | 1.645 | 1:25.560 |
| 3 | 0.467 | 1:30.789 | 7 | 2.142 | 1:26.997 | 7 | 2.840 | 1:26.344 | 7 | 2.956 | 1:25.576 | 7 | 3.240 | 1:25.626 |
| 7 | 0.945 | 1:31.267 | 60 | 10.300 | 1:35.789 | 60 | 10.294 | 1:25.640 | 60 | 10.555 | 1:25.721 | 60 | 11.266 | 1:26.053 |
| 111 | 3.019 | 1:33.341 | 21 | 12.613 | 1:27.034 | 21 | 12.500 | 1:25.533 | 21 | 12.318 | 1:25.278 | 21 | 12.104 | 1:25.128 |
| 14 | 4.065 | 1:34.387 | 18 | 13.795 | 1:33.607 | 18 | 18.967 | 1:30.818 | 18 | 25.051 | 1:31.544 | 111 | 29.746 | 1:27.119 |
| 18 | 5.988 | 1:36.310 | 19 | 15.241 | 1:33.276 | 19 | 21.333 | 1:31.738 | 19 | 27.941 | 1:32.068 | 14 | 31.376 | 1:27.250 |
| 19 | 7.765 | 1:38.087 | 16 | 21.743 | 1:35.415 | 111 | 25.096 | 1:27.374 | 111 | 27.969 | 1:28.333 | 18 | 32.801 | 1:33.092 |
| 20 | 10.040 | 1:40.362 | 111 | 23.368 | 1:46.149 | 14 | 27.357 | 1:29.198 | 14 | 29.468 | 1:27.571 | 19 | 34.141 | 1:31.542 |
| 21 | 11.379 | 1:41.701 | 14 | 23.805 | 1:45.540 | 16 | 30.895 | 1:34.798 | 16 | 37.800 | 1:32.365 | 16 | 44.644 | 1:32.186 |
| 16 | 12.128 | 1:42.450 | 20 | 26.969 | 1:42.729 | 20 | 34.832 | 1:33.509 | 20 | 41.335 | 1:31.963 | 20 | 48.529 | 1:32.536 |

Weather / Track : Rain / Wet

Anglesey Coastal
Circuit Length = 1.5500 miles
Start: 12:01 End: 12:20

Formula Sheane
RACE 10 - LAP CHART



| Lap 6 | | | Lap 7 | | | Lap 8 | | | Lap 9 | | | Lap 10 | | |
|-------|--------|----------|-------|----------|----------|-------|----------|----------|-------|----------|----------|--------|----------|----------|
| No | Behind | Laptime | No | Behind | Laptime | No | Behind | Laptime | No | Behind | Laptime | No | Behind | Laptime |
| 3 | | 1:26.521 | 3 | | 1:26.304 | 3 | | 1:27.594 | 3 | | 1:28.134 | 7 | | 1:26.794 |
| 7 | 0.898 | 1:25.824 | 7 | 0.444 | 1:25.850 | 7 | 0.351 | 1:27.501 | 7 | 0.344 | 1:28.127 | 60 | 1.804 | 1:25.222 |
| 2 | 7.205 | 1:35.371 | 2 | 6.194 | 1:25.293 | 2 | 4.168 | 1:25.568 | 60 | 3.720 | 1:25.817 | 21 | 3.347 | 1:26.066 |
| 60 | 8.709 | 1:25.609 | 60 | 8.236 | 1:25.831 | 60 | 6.037 | 1:25.395 | 21 | 4.419 | 1:25.518 | 3 | 7.988 | 1:35.126 |
| 21 | 9.517 | 1:25.579 | 21 | 9.057 | 1:25.844 | 21 | 7.035 | 1:25.572 | 2 | 10.760 | 1:34.726 | 2 | 8.927 | 1:25.305 |
| 111 | 29.813 | 1:28.233 | 111 | 31.041 | 1:27.532 | 111 | 31.520 | 1:28.073 | 111 | 30.321 | 1:26.935 | 111 | 30.367 | 1:27.184 |
| 14 | 30.688 | 1:27.478 | 14 | 31.748 | 1:27.364 | 14 | 32.059 | 1:27.905 | 14 | 31.607 | 1:27.682 | 14 | 31.910 | 1:27.441 |
| 18 | 35.514 | 1:30.879 | 18 | 40.310 | 1:31.100 | 18 | 44.212 | 1:31.496 | 18 | 46.594 | 1:30.516 | 18 | 49.510 | 1:30.054 |
| 19 | 36.748 | 1:30.773 | 19 | 41.387 | 1:30.943 | 19 | 45.240 | 1:31.447 | 19 | 47.174 | 1:30.068 | 19 | 50.404 | 1:30.368 |
| 16 | 49.390 | 1:32.912 | 16 | 54.995 | 1:31.909 | 16 | 1:00.177 | 1:32.776 | 16 | 1:02.919 | 1:30.876 | 16 | 1:07.968 | 1:32.187 |
| 20 | 53.823 | 1:33.460 | 20 | 1:00.559 | 1:33.040 | 20 | 1:05.819 | 1:32.854 | 20 | 1:11.822 | 1:34.137 | 20 | 1:18.812 | 1:34.128 |

Weather / Track : Rain / Wet

Anglesey Coastal
Circuit Length = 1.5500 miles
Start: 12:01 End: 12:20

Formula Sheane
RACE 10 - LAP CHART



| Lap 11 | | | Lap 12 | | |
|--------|----------|----------|--------|----------|----------|
| No | Behind | Laptime | No | Behind | Laptime |
| 7 | | 1:25.550 | 7 | | 1:25.597 |
| 60 | 2.152 | 1:25.898 | 20 | 1 LAP | 1:33.922 |
| 21 | 3.564 | 1:25.767 | 60 | 2.106 | 1:25.551 |
| 2 | 9.040 | 1:25.663 | 21 | 4.871 | 1:26.904 |
| 3 | 9.695 | 1:27.257 | 2 | 8.230 | 1:24.787 |
| 14 | 35.460 | 1:29.100 | 3 | 10.370 | 1:26.272 |
| 111 | 39.572 | 1:34.755 | 14 | 38.038 | 1:28.175 |
| 18 | 54.949 | 1:30.989 | 111 | 40.959 | 1:26.984 |
| 19 | 56.315 | 1:31.461 | 18 | 59.842 | 1:30.490 |
| 16 | 1:14.716 | 1:32.298 | 19 | 1:00.636 | 1:29.918 |
| | | | 16 | 1:22.191 | 1:33.072 |

Weather / Track : Rain / Wet

Anglesey Coastal
 Circuit Length = 1.5500 miles
 Start: 12:01 End: 12:20



Dunlop Abarth Cup

RACE 11 - CLASSIFICATION

| POS | NO | CL | NAME | ENTRY | LAPS | TIME | GAP | DIFF | MPH | BEST | ON |
|-----|----|----|------------------------|--------------|------|-----------|---------------|--------|-------|----------|----|
| 1 | 2 | | Alaster KELLETT | Punto Abarth | 12 | 17:27.124 | | | 63.94 | 1:26.247 | 4 |
| 2 | 41 | | Arthur McMAHON | Punto Abarth | 12 | 17:28.064 | 0.940 | 0.940 | 63.88 | 1:26.315 | 4 |
| 3 | 19 | | Clive PRATT | Punto Abarth | 12 | 17:40.672 | 13.548 | 12.608 | 63.13 | 1:26.913 | 2 |
| 4 | 5 | | Nigel PRATT | Punto Abarth | 12 | 17:41.680 | 14.556 | 1.008 | 63.07 | 1:26.834 | 6 |
| 5 | 10 | | Roger McMAHON | Punto Abarth | 12 | 17:41.716 | 14.592 | 0.036 | 63.06 | 1:27.085 | 4 |
| 6 | 7 | | Barry McMAHON | Punto Abarth | 12 | 17:41.999 | 14.875 | 0.283 | 63.05 | 1:26.629 | 4 |

FASTEST LAP

| | | | | | | | | | | | |
|---|--|--|------------------------|--------------|---|----------|--|--|-----------|------------|--|
| 2 | | | Alaster KELLETT | Punto Abarth | 4 | 1:26.247 | | | 64.69 mph | 104.12 kph | |
|---|--|--|------------------------|--------------|---|----------|--|--|-----------|------------|--|

Weather / Track : Rain / Wet

These results are provisional until the conclusion of any judicial and technical matters.

Anglesey Coastal

Circuit Length = 1.5500 miles

Start: 12:27 End: 12:45

Clerk of Course :

Timekeeper :

Dunlop Abarth Cup
RACE 11 - LAP CHART



| Lap 1 | | | Lap 2 | | | Lap 3 | | | Lap 4 | | | Lap 5 | | |
|-------|--------|----------|-------|--------|----------|-------|--------|----------|-------|--------|----------|-------|--------|----------|
| No | Behind | Laptime | No | Behind | Laptime | No | Behind | Laptime | No | Behind | Laptime | No | Behind | Laptime |
| 2 | | 1:32.582 | 2 | | 1:27.148 | 2 | | 1:26.324 | 2 | | 1:26.247 | 2 | | 1:26.704 |
| 10 | 0.709 | 1:33.291 | 41 | 0.541 | 1:26.718 | 41 | 0.596 | 1:26.379 | 41 | 0.664 | 1:26.315 | 41 | 0.721 | 1:26.761 |
| 41 | 0.971 | 1:33.553 | 10 | 1.401 | 1:27.840 | 10 | 2.542 | 1:27.465 | 10 | 3.380 | 1:27.085 | 10 | 3.988 | 1:27.312 |
| 5 | 1.498 | 1:34.080 | 5 | 1.620 | 1:27.270 | 5 | 2.916 | 1:27.620 | 5 | 3.723 | 1:27.054 | 5 | 4.223 | 1:27.204 |
| 7 | 2.608 | 1:35.190 | 19 | 2.747 | 1:26.913 | 19 | 3.364 | 1:26.941 | 19 | 4.283 | 1:27.166 | 19 | 4.852 | 1:27.273 |
| 19 | 2.982 | 1:35.564 | 7 | 3.959 | 1:28.499 | 7 | 4.734 | 1:27.099 | 7 | 5.116 | 1:26.629 | 7 | 5.393 | 1:26.981 |

Weather / Track : Rain / Wet

Anglesey Coastal
 Circuit Length = 1.5500 miles
 Start: 12:27 End: 12:45

Dunlop Abarth Cup
RACE 11 - LAP CHART



| Lap 6 | | | Lap 7 | | | Lap 8 | | | Lap 9 | | | Lap 10 | | |
|-------|--------|----------|-------|--------|----------|-------|--------|----------|-------|--------|----------|--------|--------|----------|
| No | Behind | Laptime | No | Behind | Laptime | No | Behind | Laptime | No | Behind | Laptime | No | Behind | Laptime |
| 2 | | 1:26.750 | 2 | | 1:26.690 | 2 | | 1:26.825 | 2 | | 1:26.809 | 2 | | 1:26.683 |
| 41 | 0.554 | 1:26.583 | 41 | 0.541 | 1:26.677 | 41 | 0.725 | 1:27.009 | 41 | 0.547 | 1:26.631 | 41 | 0.600 | 1:26.736 |
| 5 | 4.307 | 1:26.834 | 5 | 4.587 | 1:26.970 | 10 | 8.641 | 1:28.620 | 10 | 9.319 | 1:27.487 | 5 | 10.536 | 1:27.559 |
| 10 | 5.395 | 1:28.157 | 10 | 6.846 | 1:28.141 | 5 | 8.850 | 1:31.088 | 5 | 9.660 | 1:27.619 | 10 | 11.013 | 1:28.377 |
| 19 | 8.677 | 1:30.575 | 19 | 9.364 | 1:27.377 | 19 | 9.803 | 1:27.264 | 19 | 10.199 | 1:27.205 | 19 | 11.260 | 1:27.744 |
| 7 | 9.378 | 1:30.735 | 7 | 10.872 | 1:28.184 | 7 | 11.414 | 1:27.367 | 7 | 11.738 | 1:27.133 | 7 | 11.926 | 1:26.871 |

Weather / Track : Rain / Wet

Anglesey Coastal
 Circuit Length = 1.5500 miles
 Start: 12:27 End: 12:45

Dunlop Abarth Cup

RACE 11 - LAP CHART



| Lap 11 | | | Lap 12 | | |
|--------|--------|----------|--------|--------|----------|
| No | Behind | Laptime | No | Behind | Laptime |
| 2 | | 1:26.872 | 2 | | 1:27.490 |
| 41 | 0.574 | 1:26.846 | 41 | 0.940 | 1:27.856 |
| 5 | 12.258 | 1:28.594 | 19 | 13.548 | 1:27.522 |
| 10 | 12.761 | 1:28.620 | 5 | 14.556 | 1:29.788 |
| 7 | 13.155 | 1:28.101 | 10 | 14.592 | 1:29.321 |
| 19 | 13.516 | 1:29.128 | 7 | 14.875 | 1:29.210 |

Weather / Track : Rain / Wet

Anglesey Coastal
Circuit Length = 1.5500 miles
Start: 12:27 End: 12:45



Historics

RACE 12 - CLASSIFICATION

| POS | NO | CL | NAME | ENTRY | LAPS | TIME | GAP | DIFF | MPH | BEST | ON |
|-----|-----|----|------------------------|-------------------|------|-----------|---------------|--------|-------|----------|----|
| 1 | 32 | | Stephen DOYLE | Porsche 996 | 12 | 16:47.519 | | | 66.46 | 1:21.850 | 8 |
| 2 | 23 | | Jackie COCHRANE | Sunbeam Tiger | 12 | 17:44.674 | 57.155 | 57.155 | 62.89 | 1:25.113 | 3 |
| 3 | 47 | | Clive BRANDON | Lotus Type 47 | 11 | 17:19.017 | 1 lap | 1 lap | 59.07 | 1:32.329 | 2 |
| 4 | 14 | | Colin ROONEY | Sunbeam Imp | 11 | 18:10.579 | 1 lap | 51.562 | 56.28 | 1:35.363 | 4 |
| 5 | 99 | | Vinny O'REILLY | MG Midget | 10 | 17:02.804 | 2 laps | 1 lap | 54.55 | 1:38.157 | 5 |
| 6 | 42 | | Matt DUNNE | MG Midget | 10 | 17:03.372 | 2 laps | 0.568 | 54.52 | 1:38.901 | 3 |
| 7 | 53 | | Garth MAXWELL | MG B GT V8 | 10 | 17:05.290 | 2 laps | 1.918 | 54.42 | 1:40.272 | 7 |
| 8 | 77 | | Mark KELLY | MG Midget | 10 | 17:47.281 | 2 laps | 41.991 | 52.28 | 1:39.842 | 2 |
| 9 | 114 | | Megan KESSIE | Ginetta G20 Coupe | 9 | 17:02.877 | 3 laps | 1 lap | 49.09 | 1:48.112 | 4 |
| 10 | 37 | | Noel KAVANAGH | MG B Roadster | 9 | 17:22.980 | 3 laps | 20.103 | 48.15 | 1:49.041 | 7 |

NOT CLASSIFIED

| | | | | | | | | | | | |
|------------|----|--|-----------------------|---------------|---|----------|---------------|--------|-------|----------|---|
| <i>DNF</i> | 62 | | Barry SMITH | MG Midget | 6 | 9:59.544 | 6 laps | 3 laps | 55.84 | 1:37.638 | 2 |
| <i>DNF</i> | 6 | | Edmund CASSIDY | Sunbeam Tiger | 3 | 5:25.044 | 9 laps | 3 laps | 51.50 | 1:43.689 | 2 |

FASTEST LAP

| | | | | | | | | | | | |
|--|----|--|------------------------|---------------|---|----------|--|--|-----------|------------|--|
| | 32 | | Stephen DOYLE | Porsche 996 | 8 | 1:21.850 | | | 68.17 mph | 109.71 kph | |
| | 23 | | Jackie COCHRANE | Sunbeam Tiger | 3 | 1:25.113 | | | 65.56 mph | 105.50 kph | |

Weather / Track : Cloudy / Drying

These results are provisional until the conclusion of any judicial and technical matters.

Anglesey Coastal
 Circuit Length = 1.5500 miles
 Start: 12:54 End: 13:13

| | | | |
|-------------------|--|--------------|--|
| Clerk of Course : | | Timekeeper : | |
|-------------------|--|--------------|--|

Historics

RACE 12 - LAP CHART



| Lap 1 | | | Lap 2 | | | Lap 3 | | | Lap 4 | | | Lap 5 | | |
|-------|--------|----------|-------|----------|----------|-------|----------|------------|-------|----------|----------|-------|----------|----------|
| No | Behind | Laptime | No | Behind | Laptime | No | Behind | Laptime | No | Behind | Laptime | No | Behind | Laptime |
| 32 | | 1:31.004 | 32 | | 1:24.162 | 32 | | 1:23.099 | 32 | | 1:25.812 | 32 | | 1:22.367 |
| 47 | 4.342 | 1:35.346 | 23 | 6.602 | 1:25.508 | 23 | 8.616 | 1:25.113 | 37 | 1 LAP | 1:53.172 | 77 | 1 LAP | 2:00.363 |
| 23 | 5.256 | 1:36.260 | 47 | 12.509 | 1:32.329 | 47 | 22.613 | 1:33.203 | 23 | 9.676 | 1:26.872 | 23 | 13.842 | 1:26.533 |
| 99 | 13.395 | 1:44.399 | 99 | 28.804 | 1:39.571 | 99 | 44.625 | 1:38.920 | 114 | 1 LAP | 1:50.495 | 37 | 1 LAP | 1:53.601 |
| 62 | 16.104 | 1:47.108 | 62 | 29.580 | 1:37.638 | 14 | 45.476 | 1:36.200 | 47 | 30.213 | 1:33.412 | 114 | 1 LAP | 1:48.112 |
| 53 | 19.505 | 1:50.509 | 14 | 32.375 | 1:35.447 | 62 | 46.347 | 1:39.866 | 14 | 55.027 | 1:35.363 | 47 | 41.676 | 1:33.830 |
| 77 | 20.504 | 1:51.508 | 77 | 36.184 | 1:39.842 | 77 | 53.176 | 1:40.091 | 99 | 57.960 | 1:39.147 | 14 | 1:09.162 | 1:36.502 |
| 6 | 20.596 | 1:51.600 | 53 | 38.644 | 1:43.301 | 42 | 55.811 | 1:38.901 | 62 | 58.704 | 1:38.169 | 99 | 1:13.750 | 1:38.157 |
| 14 | 21.090 | 1:52.094 | 42 | 40.009 | 1:39.040 | 53 | 59.382 | 1:43.837 | 42 | 1:10.369 | 1:40.370 | 62 | 1:14.381 | 1:38.044 |
| 42 | 25.131 | 1:56.135 | 6 | 40.123 | 1:43.689 | 6 | 1:06.779 | 1:49.755 P | 53 | 1:16.331 | 1:42.761 | | | |
| 37 | 31.466 | 2:02.470 | 37 | 58.964 | 1:51.660 | | | | | | | | | |
| 114 | 47.933 | 2:18.937 | 114 | 1:14.131 | 1:50.360 | | | | | | | | | |

Weather / Track : Cloudy / Drying

Anglesey Coastal
Circuit Length = 1.5500 miles
Start: 12:54 End: 13:13



Historics

RACE 12 - LAP CHART

| Lap 6 | | | Lap 7 | | | Lap 8 | | | Lap 9 | | | Lap 10 | | |
|-------|--------|----------|-------|----------|----------|-------|----------|----------|-------|--------|----------|--------|--------|----------|
| No | Behind | Laptime | No | Behind | Laptime | No | Behind | Laptime | No | Behind | Laptime | No | Behind | Laptime |
| 32 | | 1:22.747 | 32 | | 1:22.838 | 32 | | 1:21.850 | 32 | | 1:22.025 | 32 | | 1:23.750 |
| 42 | 1 LAP | 1:40.567 | 14 | 1 LAP | 1:38.639 | 114 | 2 LAPS | 1:49.351 | 14 | 1 LAP | 1:39.553 | 47 | 1 LAP | 1:35.481 |
| 53 | 1 LAP | 1:41.929 | 99 | 1 LAP | 1:38.464 | 37 | 2 LAPS | 1:54.798 | 23 | 38.428 | 1:30.335 | 77 | 2 LAPS | 1:47.584 |
| 23 | 17.837 | 1:26.742 | 62 | 1 LAP | 1:38.719 | 14 | 1 LAP | 1:36.433 | 114 | 2 LAPS | 1:51.751 | 23 | 44.244 | 1:29.566 |
| 77 | 1 LAP | 1:43.918 | 42 | 1 LAP | 1:40.992 | 99 | 1 LAP | 1:40.382 | 37 | 2 LAPS | 1:49.041 | 14 | 1 LAP | 1:38.772 |
| 47 | 52.920 | 1:33.991 | 23 | 24.254 | 1:29.255 | 23 | 30.118 | 1:27.714 | 99 | 1 LAP | 1:50.310 | 114 | 2 LAPS | 1:52.785 |
| 37 | 1 LAP | 1:54.131 | 53 | 1 LAP | 1:40.603 | 42 | 1 LAP | 1:41.418 | 42 | 1 LAP | 1:40.574 | 37 | 2 LAPS | 1:52.785 |
| 114 | 1 LAP | 1:49.866 | 77 | 1 LAP | 1:42.655 | 53 | 1 LAP | 1:40.272 | 53 | 1 LAP | 1:40.288 | 99 | 1 LAP | 1:46.949 |
| | | | 47 | 1:04.813 | 1:34.731 | 77 | 1 LAP | 1:47.515 | | | | 42 | 1 LAP | 1:42.343 |
| | | | | | | 47 | 1:17.833 | 1:34.870 | | | | | | |

Weather / Track : Cloudy / Drying

Anglesey Coastal
Circuit Length = 1.5500 miles
Start: 12:54 End: 13:13



Historics

RACE 12 - LAP CHART

| Lap 11 | | | Lap 12 | | |
|--------|--------|----------|--------|--------|----------|
| No | Behind | Laptime | No | Behind | Laptime |
| 32 | | 1:24.435 | 32 | | 1:23.430 |
| 53 | 2 LAPS | 1:40.910 | 99 | 2 LAPS | 1:46.505 |
| 47 | 1 LAP | 1:35.352 | 114 | 3 LAPS | 1:51.220 |
| 77 | 2 LAPS | 1:46.145 | 42 | 2 LAPS | 1:43.032 |
| 23 | 48.149 | 1:28.340 | 53 | 2 LAPS | 1:40.880 |
| 14 | 1 LAP | 1:40.330 | 47 | 1 LAP | 1:36.472 |
| | | | 37 | 3 LAPS | 2:11.322 |
| | | | 23 | 57.155 | 1:32.436 |
| | | | 77 | 2 LAPS | 1:47.660 |
| | | | 14 | 1 LAP | 1:41.246 |

Weather / Track : Cloudy / Drying

Anglesey Coastal
Circuit Length = 1.5500 miles
Start: 12:54 End: 13:13



The Pony Express Formula VEE National Championship QUALIFYING - RACE 13 - CLASSIFICATION



| POS | NO | CL | NAME | ENTRY | TIME | ON | LAPS | GAP | DIFF | MPH |
|-----|-----|----|-------------------|----------|----------|----|------|--------|-------|-------|
| 1 | 5 | | Daniel POLLEY | Sheane | 1:18.579 | 11 | 11 | | | 71.01 |
| 2 | 8 | | Jimmy FURLONG | Sheane | 1:18.949 | 11 | 11 | 0.370 | 0.370 | 70.67 |
| 3 | 2 | | Robbie ALLEN | Sheane | 1:19.174 | 10 | 11 | 0.595 | 0.225 | 70.47 |
| 4 | 1 | | Brian KELLY | Sheane | 1:20.112 | 11 | 11 | 1.533 | 0.938 | 69.65 |
| 5 | 37 | | Damien MURPHY | Sheane | 1:20.953 | 11 | 11 | 2.374 | 0.841 | 68.92 |
| 6 | 24 | | David O'BRIEN | Sheane | 1:20.995 | 10 | 11 | 2.416 | 0.042 | 68.89 |
| 7 | 96 | | Ray MOORE | Leastone | 1:21.518 | 9 | 11 | 2.939 | 0.523 | 68.45 |
| 8 | 40 | | Joe SMITH | Sheane | 1:21.597 | 10 | 10 | 3.018 | 0.079 | 68.38 |
| 9 | 4 | | Adam MACAULAY | Sheane | 1:21.673 | 9 | 11 | 3.094 | 0.076 | 68.32 |
| 10 | 62 | | Paul HEAVEY | Leastone | 1:22.001 | 8 | 11 | 3.422 | 0.328 | 68.04 |
| 11 | 57 | | Ger BYRNE | Sheane | 1:22.102 | 9 | 10 | 3.523 | 0.101 | 67.96 |
| 12 | 6 | | Robert CASEY | Sheane | 1:22.477 | 7 | 10 | 3.898 | 0.375 | 67.65 |
| 13 | 12 | | William CALLAGHAN | Sheane | 1:22.526 | 9 | 10 | 3.947 | 0.049 | 67.61 |
| 14 | 46 | | Mick SAMMON | Sheane | 1:22.906 | 10 | 10 | 4.327 | 0.380 | 67.30 |
| 15 | 41 | | Bob PARKS | Sheane | 1:23.022 | 9 | 10 | 4.443 | 0.116 | 67.21 |
| 16 | 14 | | Morgan McCOURT | Leastone | 1:23.088 | 10 | 10 | 4.509 | 0.066 | 67.15 |
| 17 | 38 | | Lloyd MURPHY | Sheane | 1:23.133 | 6 | 6 | 4.554 | 0.045 | 67.12 |
| 18 | 34 | | Damien FLYNN | Sheane | 1:23.928 | 10 | 10 | 5.349 | 0.795 | 66.48 |
| 19 | 50 | | Gordon HALNON | Sheane | 1:23.937 | 10 | 10 | 5.358 | 0.009 | 66.47 |
| 20 | 28 | | Aiden BYRNE | Sheane | 1:25.567 | 9 | 10 | 6.988 | 1.630 | 65.21 |
| 21 | 21 | | Tim O'FLAHERTY | Sheane | 1:26.725 | 9 | 9 | 8.146 | 1.158 | 64.34 |
| 22 | 99 | | Paula MOORE | Leastone | 1:26.793 | 10 | 10 | 8.214 | 0.068 | 64.29 |
| 23 | 25 | | Gavin BARR | Leastone | 1:30.493 | 4 | 5 | 11.914 | 3.700 | 61.66 |
| 24 | 138 | | Niall McGAHON | Sheane | 1:35.898 | 7 | 9 | 17.319 | 5.405 | 58.18 |

Weather / Track : Cloudy / Dry
 These results are provisional until the conclusion of any judicial and technical matters.

Anglesey Coastal
 Circuit Length = 1.5500 miles
 Start: 13:18 End: 13:36

| | | |
|-------------------|--|--------------|
| Clerk of Course : | | Timekeeper : |
|-------------------|--|--------------|

The Pony Express Formula VEE National Championship

QUALIFYING - RACE 13 - LAP ANALYSIS



| | | | | | | | | | | | | | | | |
|-----------|--------------------------|----------|--------------|------|-----------------|----------|---------------------|-----|----------|----------|--------------|------|-----------------|---------|---------------------|
| 1 | Brian KELLY | | | | | | Sheane | | | | | | | | |
| 1 - | 1:34.641 | + 14.529 | 13:20:39.020 | 7 - | 1:22.119 | + 2.007 | 13:29:10.555 | 2 - | 1:29.017 | + 8.905 | 13:22:08.037 | 8 - | 1:21.374 | + 1.262 | 13:30:31.929 |
| 3 - | 1:26.654 | + 6.542 | 13:23:34.691 | 9 - | 1:21.061 | + 0.949 | 13:31:52.990 | 4 - | 1:25.701 | + 5.589 | 13:25:00.392 | 10 - | 1:20.708 | + 0.596 | 13:33:13.698 |
| 5 - | 1:24.396 | + 4.284 | 13:26:24.788 | 11 - | 1:20.112 | | 13:34:33.810 | 6 - | 1:23.648 | + 3.536 | 13:27:48.436 | | | | |
| 2 | Robbie ALLEN | | | | | | Sheane | | | | | | | | |
| 1 - | 1:31.649 | + 12.475 | 13:20:53.511 | 7 - | 1:21.362 | + 2.188 | 13:29:17.992 | 2 - | 1:25.468 | + 6.294 | 13:22:18.979 | 8 - | 1:19.655 | + 0.481 | 13:30:37.647 |
| 3 - | 1:27.407 | + 8.233 | 13:23:46.386 | 9 - | 1:19.198 | + 0.024 | 13:31:56.845 | 4 - | 1:24.685 | + 5.511 | 13:25:11.071 | 10 - | 1:19.174 | | 13:33:16.019 |
| 5 - | 1:22.767 | + 3.593 | 13:26:33.838 | 11 - | 1:54.394 | + 35.220 | 13:35:10.413 | 6 - | 1:22.792 | + 3.618 | 13:27:56.630 | | | | |
| 4 | Adam MACAULAY | | | | | | Sheane | | | | | | | | |
| 1 - | 1:29.488 | + 7.815 | 13:20:14.905 | 7 - | 1:21.855 | + 0.182 | 13:28:37.452 | 2 - | 1:25.944 | + 4.271 | 13:21:40.849 | 8 - | 1:22.248 | + 0.575 | 13:29:59.700 |
| 3 - | 1:25.288 | + 3.615 | 13:23:06.137 | 9 - | 1:21.673 | | 13:31:21.373 | 4 - | 1:24.198 | + 2.525 | 13:24:30.335 | 10 - | 1:21.766 | + 0.093 | 13:32:43.139 |
| 5 - | 1:23.532 | + 1.859 | 13:25:53.867 | 11 - | 1:22.348 | + 0.675 | 13:34:05.487 | 6 - | 1:21.730 | + 0.057 | 13:27:15.597 | | | | |
| 5 | Daniel POLLEY | | | | | | Sheane | | | | | | | | |
| 1 - | 1:30.802 | + 12.223 | 13:20:32.610 | 7 - | 1:21.644 | + 3.065 | 13:29:05.792 | 2 - | 1:26.163 | + 7.584 | 13:21:58.773 | 8 - | 1:19.997 | + 1.418 | 13:30:25.789 |
| 3 - | 1:28.565 | + 9.986 | 13:23:27.338 | 9 - | 1:20.083 | + 1.504 | 13:31:45.872 | 4 - | 1:23.738 | + 5.159 | 13:24:51.076 | 10 - | 1:19.618 | + 1.039 | 13:33:05.490 |
| 5 - | 1:23.302 | + 4.723 | 13:26:14.378 | 11 - | 1:18.579 | | 13:34:24.069 | 6 - | 1:29.770 | + 11.191 | 13:27:44.148 | | | | |
| 6 | Robert CASEY | | | | | | Sheane | | | | | | | | |
| 1 - | 1:32.557 | + 10.080 | 13:20:39.880 | 6 - | 1:23.169 | + 0.692 | 13:27:59.975 | 2 - | 1:29.281 | + 6.804 | 13:22:09.161 | 7 - | 1:22.477 | | 13:29:22.452 |
| 3 - | 1:31.706 | + 9.229 | 13:23:40.867 | 8 - | 1:46.629 | + 24.152 | 13:31:09.081 | 4 - | 1:31.741 | + 9.264 | 13:25:12.608 | 9 - | 1:22.524 | + 0.047 | 13:32:31.605 |
| 5 - | 1:24.198 | + 1.721 | 13:26:36.806 | 10 - | 1:29.994 | + 7.517 | 13:34:01.599 | | | | | | | | |
| 8 | Jimmy FURLONG | | | | | | Sheane | | | | | | | | |
| 1 - | 1:30.646 | + 11.697 | 13:20:18.808 | 7 - | 1:21.777 | + 2.828 | 13:29:20.851 | 2 - | 1:27.192 | + 8.243 | 13:21:46.000 | 8 - | 1:21.415 | + 2.466 | 13:30:42.266 |
| 3 - | 1:28.562 | + 9.613 | 13:23:14.562 | 9 - | 1:21.089 | + 2.140 | 13:32:03.355 | 4 - | 1:25.362 | + 6.413 | 13:24:39.924 | 10 - | 1:21.098 | + 2.149 | 13:33:24.453 |
| 5 - | 1:23.974 | + 5.025 | 13:26:03.898 | 11 - | 1:18.949 | | 13:34:43.402 | 6 - | 1:55.176 | + 36.227 | 13:27:59.074 | | | | |
| 12 | William CALLAGHAN | | | | | | Sheane | | | | | | | | |
| 1 - | 1:34.070 | + 11.544 | 13:21:17.448 | 6 - | 1:24.870 | + 2.344 | 13:28:31.014 | 2 - | 1:29.190 | + 6.664 | 13:22:46.638 | 7 - | 1:24.800 | + 2.274 | 13:29:55.814 |
| 3 - | 1:27.428 | + 4.902 | 13:24:14.066 | 8 - | 1:24.471 | + 1.945 | 13:31:20.285 | 4 - | 1:26.268 | + 3.742 | 13:25:40.334 | 9 - | 1:22.526 | | 13:32:42.811 |
| 5 - | 1:25.810 | + 3.284 | 13:27:06.144 | 10 - | 1:23.098 | + 0.572 | 13:34:05.909 | | | | | | | | |
| 14 | Morgan McCOURT | | | | | | Leastone | | | | | | | | |
| 1 - | 1:37.442 | + 14.354 | 13:20:43.653 | 6 - | 1:26.449 | + 3.361 | 13:28:23.074 | 2 - | 1:33.062 | + 9.974 | 13:22:16.715 | 7 - | 1:29.984 | + 6.896 | 13:29:53.058 |
| 3 - | 1:47.073 | + 23.985 | 13:24:03.788 | 8 - | 1:24.407 | + 1.319 | 13:31:17.465 | 4 - | 1:26.822 | + 3.734 | 13:25:30.610 | 9 - | 1:24.493 | + 1.405 | 13:32:41.958 |
| 5 - | 1:26.015 | + 2.927 | 13:26:56.625 | 10 - | 1:23.088 | | 13:34:05.046 | | | | | | | | |

Weather / Track : Cloudy / Dry

Anglesey Coastal
Circuit Length = 1.5500 miles
Start: 13:18 End: 13:36

The Pony Express Formula VEE National Championship

QUALIFYING - RACE 13 - LAP ANALYSIS



| | | | | | | | |
|-----------|-----------------------|----------|--------------|------|-----------------|----------|---------------------|
| 21 | Tim O'FLAHERTY | | Sheane | | | | |
| 1 - | 2:08.589 | + 41.864 | 13:21:35.329 | 6 - | 1:31.587 | + 4.862 | 13:29:52.971 |
| 2 - | 1:38.403 | + 11.678 | 13:23:13.732 | 7 - | 1:30.399 | + 3.674 | 13:31:23.370 |
| 3 - | 1:46.482 | + 19.757 | 13:25:00.214 | 8 - | 1:30.195 | + 3.470 | 13:32:53.565 |
| 4 - | 1:48.353 | + 21.628 | 13:26:48.567 | 9 - | 1:26.725 | | 13:34:20.290 |
| 5 - | 1:32.817 | + 6.092 | 13:28:21.384 | | | | |
| 24 | David O'BRIEN | | Sheane | | | | |
| 1 - | 1:32.211 | + 11.216 | 13:20:18.665 | 7 - | 1:28.933 | + 7.938 | 13:29:11.095 |
| 2 - | 1:29.587 | + 8.592 | 13:21:48.252 | 8 - | 1:23.065 | + 2.070 | 13:30:34.160 |
| 3 - | 1:38.467 | + 17.472 | 13:23:26.719 | 9 - | 1:23.766 | + 2.771 | 13:31:57.926 |
| 4 - | 1:26.168 | + 5.173 | 13:24:52.887 | 10 - | 1:20.995 | | 13:33:18.921 |
| 5 - | 1:24.775 | + 3.780 | 13:26:17.662 | 11 - | 1:26.061 | + 5.066 | 13:34:44.982 |
| 6 - | 1:24.500 | + 3.505 | 13:27:42.162 | | | | |
| 25 | Gavin BARR | | Leystone | | | | |
| 1 - | 1:35.300 | + 4.807 | 13:20:45.817 | 4 - | 1:30.493 | | 13:25:20.261 |
| 2 - | 1:33.273 | + 2.780 | 13:22:19.090 | 5 - | 1:39.217 P | + 8.724 | 13:26:59.478 |
| 3 - | 1:30.678 | + 0.185 | 13:23:49.768 | | | | |
| 28 | Aiden BYRNE | | Sheane | | | | |
| 1 - | 1:39.283 | + 13.716 | 13:20:33.485 | 6 - | 1:26.414 | + 0.847 | 13:28:09.811 |
| 2 - | 1:42.112 | + 16.545 | 13:22:15.597 | 7 - | 1:26.767 | + 1.200 | 13:29:36.578 |
| 3 - | 1:30.989 | + 5.422 | 13:23:46.586 | 8 - | 1:25.632 | + 0.065 | 13:31:02.210 |
| 4 - | 1:28.547 | + 2.980 | 13:25:15.133 | 9 - | 1:25.567 | | 13:32:27.777 |
| 5 - | 1:28.264 | + 2.697 | 13:26:43.397 | 10 - | 1:28.040 | + 2.473 | 13:33:55.817 |
| 34 | Damien FLYNN | | Sheane | | | | |
| 1 - | 1:36.731 | + 12.803 | 13:20:49.664 | 6 - | 1:27.194 | + 3.266 | 13:28:34.661 |
| 2 - | 1:33.558 | + 9.630 | 13:22:23.222 | 7 - | 1:28.412 | + 4.484 | 13:30:03.073 |
| 3 - | 1:42.721 | + 18.793 | 13:24:05.943 | 8 - | 1:28.523 | + 4.595 | 13:31:31.596 |
| 4 - | 1:30.971 | + 7.043 | 13:25:36.914 | 9 - | 1:25.075 | + 1.147 | 13:32:56.671 |
| 5 - | 1:30.553 | + 6.625 | 13:27:07.467 | 10 - | 1:23.928 | | 13:34:20.599 |
| 37 | Damien MURPHY | | Sheane | | | | |
| 1 - | 1:32.688 | + 11.735 | 13:20:23.270 | 7 - | 1:24.081 | + 3.128 | 13:29:06.631 |
| 2 - | 1:28.113 | + 7.160 | 13:21:51.383 | 8 - | 1:22.621 | + 1.668 | 13:30:29.252 |
| 3 - | 1:29.290 | + 8.337 | 13:23:20.673 | 9 - | 1:21.481 | + 0.528 | 13:31:50.733 |
| 4 - | 1:26.466 | + 5.513 | 13:24:47.139 | 10 - | 1:21.957 | + 1.004 | 13:33:12.690 |
| 5 - | 1:29.689 | + 8.736 | 13:26:16.828 | 11 - | 1:20.953 | | 13:34:33.643 |
| 6 - | 1:25.722 | + 4.769 | 13:27:42.550 | | | | |
| 38 | Lloyd MURPHY | | Sheane | | | | |
| 1 - | 1:29.209 | + 6.076 | 13:20:14.364 | 4 - | 1:25.585 | + 2.452 | 13:24:33.698 |
| 2 - | 1:25.961 | + 2.828 | 13:21:40.325 | 5 - | 1:23.638 | + 0.505 | 13:25:57.336 |
| 3 - | 1:27.788 | + 4.655 | 13:23:08.113 | 6 - | 1:23.133 | | 13:27:20.469 |
| 40 | Joe SMITH | | Sheane | | | | |
| 1 - | 1:34.302 | + 12.705 | 13:20:29.968 | 6 - | 1:24.193 | + 2.596 | 13:28:12.407 |
| 2 - | 1:29.626 | + 8.029 | 13:21:59.594 | 7 - | 1:52.832 | + 31.235 | 13:30:05.239 |
| 3 - | 1:55.488 | + 33.891 | 13:23:55.082 | 8 - | 1:24.112 | + 2.515 | 13:31:29.351 |
| 4 - | 1:26.403 | + 4.806 | 13:25:21.485 | 9 - | 1:24.295 | + 2.698 | 13:32:53.646 |
| 5 - | 1:26.729 | + 5.132 | 13:26:48.214 | 10 - | 1:21.597 | | 13:34:15.243 |
| 41 | Bob PARKS | | Sheane | | | | |
| 1 - | 1:33.398 | + 10.376 | 13:20:57.712 | 6 - | 1:25.724 | + 2.702 | 13:28:16.253 |
| 2 - | 1:30.407 | + 7.385 | 13:22:28.119 | 7 - | 1:24.651 | + 1.629 | 13:29:40.904 |
| 3 - | 1:28.734 | + 5.712 | 13:23:56.853 | 8 - | 1:23.515 | + 0.493 | 13:31:04.419 |
| 4 - | 1:26.691 | + 3.669 | 13:25:23.544 | 9 - | 1:23.022 | | 13:32:27.441 |

Weather / Track : Cloudy / Dry

Anglesey Coastal
Circuit Length = 1.5500 miles
Start: 13:18 End: 13:36

The Pony Express Formula VEE National Championship
QUALIFYING - RACE 13 - LAP ANALYSIS




| | | | | | | | |
|------------|----------------------|----------|--------------|----------|-----------------|----------|---------------------|
| 5 - | 1:26.985 | + 3.963 | 13:26:50.529 | 10 - | 1:32.726 | + 9.704 | 13:34:00.167 |
| 46 | Mick SAMMON | | | Sheane | | | |
| 1 - | 1:38.928 | + 16.022 | 13:20:43.049 | 6 - | 1:26.933 | + 4.027 | 13:28:14.449 |
| 2 - | 1:35.360 | + 12.454 | 13:22:18.409 | 7 - | 1:27.674 | + 4.768 | 13:29:42.123 |
| 3 - | 1:31.048 | + 8.142 | 13:23:49.457 | 8 - | 1:26.186 | + 3.280 | 13:31:08.309 |
| 4 - | 1:28.838 | + 5.932 | 13:25:18.295 | 9 - | 1:25.317 | + 2.411 | 13:32:33.626 |
| 5 - | 1:29.221 | + 6.315 | 13:26:47.516 | 10 - | 1:22.906 | | 13:33:56.532 |
| 50 | Gordon HALNON | | | Sheane | | | |
| 1 - | 1:41.804 | + 17.867 | 13:20:39.616 | 6 - | 1:28.823 | + 4.886 | 13:28:22.422 |
| 2 - | 1:34.448 | + 10.511 | 13:22:14.064 | 7 - | 1:30.898 | + 6.961 | 13:29:53.320 |
| 3 - | 1:42.218 | + 18.281 | 13:23:56.282 | 8 - | 1:27.610 | + 3.673 | 13:31:20.930 |
| 4 - | 1:28.696 | + 4.759 | 13:25:24.978 | 9 - | 1:25.602 | + 1.665 | 13:32:46.532 |
| 5 - | 1:28.621 | + 4.684 | 13:26:53.599 | 10 - | 1:23.937 | | 13:34:10.469 |
| 57 | Ger BYRNE | | | Sheane | | | |
| 1 - | 1:36.505 | + 14.403 | 13:21:01.485 | 6 - | 1:25.189 | + 3.087 | 13:28:19.193 |
| 2 - | 1:30.616 | + 8.514 | 13:22:32.101 | 7 - | 1:23.564 | + 1.462 | 13:29:42.757 |
| 3 - | 1:29.773 | + 7.671 | 13:24:01.874 | 8 - | 1:24.056 | + 1.954 | 13:31:06.813 |
| 4 - | 1:26.471 | + 4.369 | 13:25:28.345 | 9 - | 1:22.102 | | 13:32:28.915 |
| 5 - | 1:25.659 | + 3.557 | 13:26:54.004 | 10 - | 1:23.530 | + 1.428 | 13:33:52.445 |
| 62 | Paul HEAVEY | | | Leystone | | | |
| 1 - | 1:32.219 | + 10.218 | 13:20:22.313 | 7 - | 1:24.169 | + 2.168 | 13:29:02.154 |
| 2 - | 1:28.707 | + 6.706 | 13:21:51.020 | 8 - | 1:22.001 | | 13:30:24.155 |
| 3 - | 1:29.167 | + 7.166 | 13:23:01.187 | 9 - | 1:24.005 | + 2.004 | 13:31:48.160 |
| 4 - | 1:26.444 | + 4.443 | 13:24:46.631 | 10 - | 1:29.075 | + 7.074 | 13:33:17.235 |
| 5 - | 1:25.415 | + 3.414 | 13:26:12.046 | 11 - | 1:29.519 | + 7.518 | 13:34:46.754 |
| 6 - | 1:25.939 | + 3.938 | 13:27:37.985 | | | | |
| 96 | Ray MOORE | | | Leystone | | | |
| 1 - | 1:33.416 | + 11.898 | 13:20:34.010 | 7 - | 1:22.400 | + 0.882 | 13:29:01.282 |
| 2 - | 1:26.155 | + 4.637 | 13:22:00.165 | 8 - | 1:22.471 | + 0.953 | 13:30:23.753 |
| 3 - | 1:26.048 | + 4.530 | 13:23:26.213 | 9 - | 1:21.518 | | 13:31:45.271 |
| 4 - | 1:25.740 | + 4.222 | 13:24:51.953 | 10 - | 1:22.036 | + 0.518 | 13:33:07.307 |
| 5 - | 1:23.712 | + 2.194 | 13:26:15.665 | 11 - | 1:25.447 | + 3.929 | 13:34:32.754 |
| 6 - | 1:23.217 | + 1.699 | 13:27:38.882 | | | | |
| 99 | Paula MOORE | | | Leystone | | | |
| 1 - | 1:49.695 | + 22.902 | 13:20:42.174 | 6 - | 1:35.525 | + 8.732 | 13:28:25.848 |
| 2 - | 1:33.131 | + 6.338 | 13:22:15.305 | 7 - | 1:29.766 | + 2.973 | 13:29:55.614 |
| 3 - | 1:32.369 | + 5.576 | 13:23:47.674 | 8 - | 1:40.779 | + 13.986 | 13:31:36.393 |
| 4 - | 1:29.901 | + 3.108 | 13:25:17.575 | 9 - | 1:27.360 | + 0.567 | 13:33:03.753 |
| 5 - | 1:32.748 | + 5.955 | 13:26:50.323 | 10 - | 1:26.793 | | 13:34:30.546 |
| 138 | Niall McGAHON | | | Sheane | | | |
| 1 - | 2:00.835 | + 24.937 | 13:21:22.278 | 6 - | 1:37.568 | + 1.670 | 13:29:41.065 |
| 2 - | 1:37.831 | + 1.933 | 13:23:00.109 | 7 - | 1:35.898 | | 13:31:16.963 |
| 3 - | 1:42.023 | + 6.125 | 13:24:42.132 | 8 - | 1:42.064 | + 6.166 | 13:32:59.027 |
| 4 - | 1:42.817 | + 6.919 | 13:26:24.949 | 9 - | 1:37.891 | + 1.993 | 13:34:36.918 |
| 5 - | 1:38.548 | + 2.650 | 13:28:03.497 | | | | |

Weather / Track : Cloudy / Dry

Anglesey Coastal
 Circuit Length = 1.5500 miles
 Start: 13:18 End: 13:36

The Pony Express Formula VEE National Championship

RACE 16 - GRID

| | | |
|--|-------------------------------|----------------------------------|
| ROW 12 | 1:35.898 138 Niall McGAHON | 1:30.493 25 Gavin BARR |
| ROW 11 | 1:26.793 99 Paula MOORE | 1:26.725 21 Tim O'FLAHERTY |
| ROW 10 | 1:25.567 28 Aiden BYRNE | 1:23.937 50 Gordon HALNON |
| ROW 9 | 1:23.928 34 Damien FLYNN | 1:23.133 38 Lloyd MURPHY |
| ROW 8 | 1:23.088 14 Morgan McCOURT | 1:23.022 41 Bob PARKS |
| ROW 7 | 1:22.906 46 Mick SAMMON | 1:22.526 12 William CALLAGHAN |
| ROW 6 | 1:22.477 6 Robert CASEY | 1:22.102 57 Ger BYRNE |
| ROW 5 | 1:22.001 62 Paul HEAVEY | 1:21.673 4 Adam MACAULAY |
| ROW 4 | 1:21.597 40 Joe SMITH | 1:21.518 96 Ray MOORE |
| ROW 3 | 1:20.995 24 David O'BRIEN | 1:20.953 37 Damien MURPHY |
| ROW 2 | 1:20.112 1 Brian KELLY | 1:19.174 2 Robbie ALLEN |
| ROW 1 | 1:18.949 8 Jimmy FURLONG | 1:18.579 5 Daniel POLLEY |
| Pole | | |
|  | | |


Anglesey Coastal
 Circuit Length = 1.5500 miles

These results are provisional until the conclusion of any judicial and technical matters.

| | |
|-------------------|--------------|
| Clerk of Course : | Timekeeper : |
|-------------------|--------------|

Invitation Saloons

RACE 14 - GRID

| | | | | |
|--|-----|--------------|----|----------------|
| ROW 4 | 114 | Megan KESSIE | | |
| ROW 3 | 42 | Matt DUNNE | 99 | Vinny O'REILLY |
| ROW 2 | 77 | Mark KELLY | 62 | Barry SMITH |
| ROW 1 | 14 | Colin ROONEY | 32 | Stephen DOYLE |
| Pole | | | | |
|  | | | | |

Anglesey Coastal
Circuit Length = 1.5500 miles

Clerk of Course :

Timekeeper :



Invitation Saloons

RACE 14 - CLASSIFICATION

| POS | NO | CL | NAME | ENTRY | LAPS | TIME | GAP | DIFF | MPH | BEST | ON |
|----------------|-----|----|----------------|-------------------|------|-----------|--------|--------|-----------|------------|----|
| 1 | 99 | | Vinny O'REILLY | MG Midget | 9 | 13:02.401 | | | 64.18 | 1:24.736 | 8 |
| 2 | 42 | | Matt DUNNE | MG Midget | 9 | 13:04.428 | 2.027 | 2.027 | 64.02 | 1:24.773 | 5 |
| 3 | 114 | | Megan KESSIE | Ginetta G20 Coupe | 9 | 13:31.094 | 28.693 | 26.666 | 61.91 | 1:27.673 | 6 |
| 4 | 62 | | Barry SMITH | MG Midget | 9 | 13:44.097 | 41.696 | 13.003 | 60.93 | 1:29.987 | 4 |
| NOT CLASSIFIED | | | | | | | | | | | |
| DNF | 77 | | Mark KELLY | MG Midget | 7 | 10:29.132 | 2 laps | 2 laps | 62.08 | 1:27.595 | 3 |
| DQ | 14 | | Colin ROONEY | Sunbeam Imp | 9 | 13:04.052 | 1.651 | 0.000 | 64.05 | 1:24.175 | 7 |
| FASTEST LAP | | | | | | | | | | | |
| | 14 | | Colin ROONEY | Sunbeam Imp | 7 | 1:24.175 | | | 66.29 mph | 106.68 kph | |
| | 114 | | Megan KESSIE | Ginetta G20 Coupe | 6 | 1:27.673 | | | 63.64 mph | 102.42 kph | |

RACE STOPPED - CAR 14 NOT RUNNING AT TIME OF RED FLAG

Weather / Track : Cloudy / Dry

These results are provisional until the conclusion of any judicial and technical matters.

Anglesey Coastal

Circuit Length = 1.5500 miles

Start: 14:33 End: 14:48

Clerk of Course :

Timekeeper :

Invitation Saloons
RACE 14 - LAP CHART



| Lap 1 | | | Lap 2 | | | Lap 3 | | | Lap 4 | | | Lap 5 | | |
|-------|--------|----------|-------|--------|----------|-------|--------|----------|-------|--------|----------|-------|--------|----------|
| No | Behind | Laptime | No | Behind | Laptime | No | Behind | Laptime | No | Behind | Laptime | No | Behind | Laptime |
| 42 | | 1:34.595 | 99 | | 1:28.285 | 99 | | 1:26.331 | 99 | | 1:24.988 | 99 | | 1:26.012 |
| 99 | 0.642 | 1:35.237 | 14 | 1.338 | 1:28.652 | 42 | 2.346 | 1:26.853 | 42 | 2.763 | 1:25.405 | 42 | 1.524 | 1:24.773 |
| 14 | 1.613 | 1:36.208 | 42 | 1.824 | 1:30.751 | 14 | 3.087 | 1:28.080 | 14 | 3.550 | 1:25.451 | 14 | 3.410 | 1:25.872 |
| 62 | 2.735 | 1:37.330 | 62 | 3.999 | 1:30.191 | 77 | 5.399 | 1:27.595 | 77 | 8.497 | 1:28.086 | 77 | 10.991 | 1:28.506 |
| 77 | 3.357 | 1:37.952 | 77 | 4.135 | 1:29.705 | 114 | 7.828 | 1:29.052 | 114 | 11.240 | 1:28.400 | 114 | 14.069 | 1:28.841 |
| 114 | 4.592 | 1:39.187 | 114 | 5.107 | 1:29.442 | 62 | 8.475 | 1:30.807 | 62 | 13.474 | 1:29.987 | 62 | 17.454 | 1:29.992 |

Weather / Track : Cloudy / Dry

Anglesey Coastal
 Circuit Length = 1.5500 miles
 Start: 14:33 End: 14:48

Invitation Saloons
RACE 14 - LAP CHART



| Lap 6 | | | Lap 7 | | | Lap 8 | | | Lap 9 | | |
|-------|--------|----------|-------|--------|----------|-------|--------|----------|-------|--------|----------|
| No | Behind | Laptime | No | Behind | Laptime | No | Behind | Laptime | No | Behind | Laptime |
| 99 | | 1:25.107 | 99 | | 1:25.015 | 99 | | 1:24.736 | 99 | | 1:26.690 |
| 42 | 1.689 | 1:25.272 | 42 | 1.599 | 1:24.925 | 42 | 1.817 | 1:24.954 | 14 | 1.651 | 1:26.117 |
| 14 | 2.805 | 1:24.502 | 14 | 1.965 | 1:24.175 | 14 | 2.224 | 1:24.995 | 42 | 2.027 | 1:26.900 |
| 77 | 13.959 | 1:28.075 | 77 | 18.157 | 1:29.213 | 114 | 25.299 | 1:30.230 | 114 | 28.693 | 1:30.084 |
| 114 | 16.635 | 1:27.673 | 114 | 19.805 | 1:28.185 | 62 | 37.035 | 1:32.807 | 62 | 41.696 | 1:31.351 |
| 62 | 22.528 | 1:30.181 | 62 | 28.964 | 1:31.451 | | | | | | |

Weather / Track : Cloudy / Dry

Anglesey Coastal
 Circuit Length = 1.5500 miles
 Start: 14:33 End: 14:48



Formula Libre

RACE 15 - CLASSIFICATION



| POS | NO | CL | NAME | ENTRY | LAPS | TIME | GAP | DIFF | MPH | BEST | ON |
|----------------|----|----|---------------------|-----------------|------|-----------|---------------|--------|-----------|------------|----|
| 1 | 27 | | Paul DAGG | Dallara F304 | 15 | 16:36.533 | | | 83.99 | 1:05.654 | 2 |
| 2 | 3 | | Dan DALY | Reynard 92 D | 15 | 16:50.195 | 13.662 | 13.662 | 82.85 | 1:06.044 | 5 |
| 3 | 6 | | Stephen DALY | Tatuus Renault | 15 | 17:00.351 | 23.818 | 10.156 | 82.03 | 1:05.852 | 15 |
| 4 | 19 | | John DOWNEY | Reynard 93 D | 14 | 16:51.976 | 1 lap | 1 lap | 77.19 | 1:09.528 | 6 |
| 5 | 20 | | John DALY | Lola 93/50 | 14 | 17:48.383 | 1 lap | 56.407 | 73.12 | 1:12.779 | 6 |
| 6 | 5 | | Dermot NOLAN | Reynard 873 | 13 | 16:53.121 | 2 laps | 1 lap | 71.60 | 1:11.275 | 8 |
| NOT CLASSIFIED | | | | | | | | | | | |
| DNF | 11 | | Gary GRAHAM | Van Diemen 2000 | 6 | 7:30.154 | 9 laps | 7 laps | 74.37 | 1:12.120 | 6 |
| FASTEST LAP | | | | | | | | | | | |
| | 27 | | Paul DAGG | Dallara F304 | 2 | 1:05.654 | | | 84.99 mph | 136.78 kph | |

Weather / Track : Cloudy / Dry

These results are provisional until the conclusion of any judicial and technical matters.

Anglesey Coastal

Circuit Length = 1.5500 miles

Start: 14:58 End: 15:16

Clerk of Course :

Timekeeper :

Formula Libre
RACE 15 - LAP CHART



| Lap 1 | | | Lap 2 | | | Lap 3 | | | Lap 4 | | | Lap 5 | | |
|-------|--------|----------|-------|--------|----------|-------|--------|----------|-------|--------|----------|-------|--------|----------|
| No | Behind | Laptime | No | Behind | Laptime | No | Behind | Laptime | No | Behind | Laptime | No | Behind | Laptime |
| 27 | | 1:10.436 | 27 | | 1:05.654 | 27 | | 1:05.923 | 27 | | 1:05.795 | 27 | | 1:05.696 |
| 6 | 1.165 | 1:11.601 | 6 | 1.949 | 1:06.438 | 3 | 4.935 | 1:08.051 | 3 | 6.258 | 1:07.118 | 3 | 6.606 | 1:06.044 |
| 3 | 1.773 | 1:12.209 | 3 | 2.807 | 1:06.688 | 6 | 10.858 | 1:14.832 | 6 | 19.875 | 1:14.812 | 6 | 21.000 | 1:06.821 |
| 19 | 6.932 | 1:17.368 | 19 | 12.501 | 1:11.223 | 19 | 16.686 | 1:10.108 | 19 | 21.711 | 1:10.820 | 19 | 25.710 | 1:09.695 |
| 5 | 7.321 | 1:17.757 | 5 | 13.689 | 1:12.022 | 5 | 20.087 | 1:12.321 | 5 | 26.655 | 1:12.363 | 11 | 44.530 | 1:12.605 |
| 20 | 9.602 | 1:20.038 | 11 | 21.910 | 1:17.381 | 11 | 29.438 | 1:13.451 | 11 | 37.621 | 1:13.978 | 5 | 45.663 | 1:24.704 |
| 11 | 10.183 | 1:20.619 | 20 | 31.296 | 1:27.348 | 20 | 38.591 | 1:13.218 | 20 | 46.802 | 1:14.006 | 20 | 54.857 | 1:13.751 |

Weather / Track : Cloudy / Dry

Anglesey Coastal
 Circuit Length = 1.5500 miles
 Start: 14:58 End: 15:16

Formula Libre
RACE 15 - LAP CHART



| Lap 6 | | | Lap 7 | | | Lap 8 | | | Lap 9 | | | Lap 10 | | |
|-------|----------|----------|-------|--------|----------|-------|----------|----------|-------|--------|----------|--------|--------|----------|
| No | Behind | Laptime | No | Behind | Laptime | No | Behind | Laptime | No | Behind | Laptime | No | Behind | Laptime |
| 27 | | 1:05.822 | 27 | | 1:05.695 | 27 | | 1:07.354 | 27 | | 1:05.782 | 27 | | 1:07.581 |
| 3 | 7.601 | 1:06.817 | 3 | 8.324 | 1:06.418 | 20 | 1 LAP | 1:14.328 | 3 | 8.897 | 1:07.005 | 5 | 1 LAP | 1:13.659 |
| 6 | 22.267 | 1:07.089 | 6 | 23.632 | 1:07.060 | 3 | 7.674 | 1:06.704 | 20 | 1 LAP | 1:15.325 | 3 | 7.694 | 1:06.378 |
| 19 | 29.416 | 1:09.528 | 19 | 41.156 | 1:17.435 | 6 | 23.231 | 1:06.953 | 6 | 24.184 | 1:06.735 | 20 | 1 LAP | 1:14.112 |
| 11 | 50.828 | 1:12.120 | 5 | 57.922 | 1:12.171 | 19 | 45.351 | 1:11.549 | 19 | 53.138 | 1:13.569 | 6 | 22.668 | 1:06.065 |
| 5 | 51.446 | 1:11.605 | | | | 5 | 1:01.843 | 1:11.275 | | | | 19 | 57.931 | 1:12.374 |
| 20 | 1:01.814 | 1:12.779 | | | | | | | | | | | | |

Weather / Track : Cloudy / Dry

Anglesey Coastal
 Circuit Length = 1.5500 miles
 Start: 14:58 End: 15:16

Formula Libre
RACE 15 - LAP CHART



| Lap 11 | | | Lap 12 | | | Lap 13 | | | Lap 14 | | | Lap 15 | | |
|--------|----------|----------|--------|--------|----------|--------|--------|------------|--------|--------|----------|--------|--------|------------|
| No | Behind | Laptime | No | Behind | Laptime | No | Behind | Laptime | No | Behind | Laptime | No | Behind | Laptime |
| 27 | | 1:05.951 | 27 | | 1:06.071 | 27 | | 1:06.373 | 27 | | 1:06.127 | 27 | | 1:06.273 |
| 3 | 8.786 | 1:07.043 | 3 | 9.368 | 1:06.653 | 19 | 1 LAP | 1:13.362 | 19 | 1 LAP | 1:11.506 | 3 | 13.662 | 1:08.156 |
| 5 | 1 LAP | 1:13.435 | 5 | 1 LAP | 1:12.577 | 3 | 9.483 | 1:06.488 | 3 | 11.779 | 1:08.423 | 19 | 1 LAP | 1:11.961 |
| 6 | 23.694 | 1:06.977 | 6 | 23.554 | 1:05.931 | 6 | 24.094 | 1:06.913 | 6 | 24.239 | 1:06.272 | 5 | 2 LAPS | 1:58.605 P |
| 20 | 1 LAP | 1:19.730 | 20 | 1 LAP | 1:14.230 | 5 | 1 LAP | 1:20.627 P | 20 | 1 LAP | 1:15.060 | 6 | 23.818 | 1:05.852 |
| 19 | 1:03.458 | 1:11.478 | | | | 20 | 1 LAP | 1:17.868 | | | | 20 | 1 LAP | 1:16.590 |

Weather / Track : Cloudy / Dry

Anglesey Coastal
 Circuit Length = 1.5500 miles
 Start: 14:58 End: 15:16



The Pony Express Formula VEE National Championship
RACE 16 - CLASSIFICATION



| POS | NO | CL | NAME | ENTRY | LAPS | TIME | GAP | DIFF | MPH | BEST | ON |
|-----|-----|----|-------------------|----------|------|-----------|----------|--------|-------|----------|----|
| 1 | 5 | | Daniel POLLEY | Sheane | 13 | 16:46.304 | | | 72.08 | 1:15.535 | 2 |
| 2 | 2 | | Robbie ALLEN | Sheane | 13 | 16:52.081 | 5.777 | 5.777 | 71.67 | 1:16.131 | 4 |
| 3 | 96 | | Ray MOORE | Leystone | 13 | 16:57.175 | 10.871 | 5.094 | 71.31 | 1:16.231 | 6 |
| 4 | 1 | | Brian KELLY | Sheane | 13 | 17:05.727 | 19.423 | 8.552 | 70.72 | 1:16.356 | 5 |
| 5 | 4 | | Adam MACAULAY | Sheane | 13 | 17:12.099 | 25.795 | 6.372 | 70.28 | 1:17.101 | 4 |
| 6 | 24 | | David O'BRIEN | Sheane | 13 | 17:14.159 | 27.855 | 2.060 | 70.14 | 1:17.557 | 5 |
| 7 | 62 | | Paul HEAVEY | Leystone | 13 | 17:16.409 | 30.105 | 2.250 | 69.99 | 1:17.647 | 5 |
| 8 | 12 | | William CALLAGHAN | Sheane | 13 | 17:24.020 | 37.716 | 7.611 | 69.48 | 1:18.213 | 5 |
| 9 | 37 | | Damien MURPHY | Sheane | 13 | 17:24.466 | 38.162 | 0.446 | 69.45 | 1:18.553 | 4 |
| 10 | 6 | | Robert CASEY | Sheane | 13 | 17:27.934 | 41.630 | 3.468 | 69.22 | 1:16.163 | 4 |
| 11 | 38 | | Lloyd MURPHY | Sheane | 13 | 17:28.127 | 41.823 | 0.193 | 69.20 | 1:16.765 | 5 |
| 12 | 41 | | Bob PARKS | Sheane | 13 | 17:36.526 | 50.222 | 8.399 | 68.65 | 1:19.258 | 5 |
| 13 | 57 | | Ger BYRNE | Sheane | 13 | 17:38.048 | 51.744 | 1.522 | 68.56 | 1:18.738 | 4 |
| 14 | 25 | | Gavin BARR | Leystone | 13 | 17:41.357 | 55.053 | 3.309 | 68.34 | 1:19.542 | 5 |
| 15 | 14 | | Morgan McCOURT | Leystone | 13 | 17:43.545 | 57.241 | 2.188 | 68.20 | 1:18.605 | 3 |
| 16 | 99 | | Paula MOORE | Leystone | 13 | 17:48.523 | 1:02.219 | 4.978 | 67.88 | 1:19.635 | 5 |
| 17 | 40 | | Joe SMITH | Sheane | 13 | 17:48.930 | 1:02.626 | 0.407 | 67.86 | 1:18.900 | 5 |
| 18 | 28 | | Aiden BYRNE | Sheane | 13 | 17:50.600 | 1:04.296 | 1.670 | 67.75 | 1:19.058 | 4 |
| 19 | 21 | | Tim O'FLAHERTY | Sheane | 13 | 18:05.635 | 1:19.331 | 15.035 | 66.81 | 1:20.175 | 5 |
| 20 | 50 | | Gordon HALNON | Sheane | 12 | 16:48.369 | 1 lap | 1 lap | 66.40 | 1:20.266 | 3 |
| 21 | 46 | | Mick SAMMON | Sheane | 12 | 16:56.141 | 1 lap | 7.772 | 65.89 | 1:18.316 | 6 |
| 22 | 138 | | Niall McGAHON | Sheane | 12 | 17:39.681 | 1 lap | 43.540 | 63.18 | 1:24.272 | 6 |

NOT CLASSIFIED

| | | | | | | | | | |
|--------|---------------|--------|---|----------|--------|--------|-------|----------|---|
| DNF 8 | Jimmy FURLONG | Sheane | 7 | 9:03.841 | 6 laps | 5 laps | 71.82 | 1:16.167 | 5 |
| DNF 34 | Damien FLYNN | Sheane | 0 | | | | | | |

FASTEST LAP

| | | | | | | | | | |
|---|---------------|--------|---|----------|--|--|-----------|------------|--|
| 5 | Daniel POLLEY | Sheane | 2 | 1:15.535 | | | 73.87 mph | 118.88 kph | |
|---|---------------|--------|---|----------|--|--|-----------|------------|--|

CAR 21 - 10 SECOND PENALTY OUT OF POSITION START

Weather / Track : Cloudy / Dry

These results are provisional until the conclusion of any judicial and technical matters.

Anglesey Coastal

Circuit Length = 1.5500 miles

Start: 15:25 End: 15:43

| | | | |
|-------------------|--|--------------|--|
| Clerk of Course : | | Timekeeper : | |
|-------------------|--|--------------|--|

The Pony Express Formula VEE National Championship

RACE 16 - LAP CHART



| Lap 1 | | | Lap 2 | | | Lap 3 | | | Lap 4 | | | Lap 5 | | |
|-------|--------|----------|-------|--------|----------|-------|--------|----------|-------|--------|----------|-------|--------|----------|
| No | Behind | Laptime | No | Behind | Laptime | No | Behind | Laptime | No | Behind | Laptime | No | Behind | Laptime |
| 5 | | 1:20.242 | 5 | | 1:15.535 | 5 | | 1:15.879 | 5 | | 1:15.864 | 5 | | 1:15.763 |
| 8 | 1.023 | 1:21.265 | 2 | 2.457 | 1:16.437 | 2 | 2.901 | 1:16.323 | 2 | 3.168 | 1:16.131 | 2 | 3.901 | 1:16.496 |
| 2 | 1.555 | 1:21.797 | 1 | 3.597 | 1:17.143 | 96 | 5.058 | 1:17.076 | 96 | 5.714 | 1:16.520 | 96 | 6.384 | 1:16.433 |
| 1 | 1.989 | 1:22.231 | 96 | 3.861 | 1:16.817 | 1 | 5.406 | 1:17.688 | 1 | 6.310 | 1:16.768 | 1 | 6.903 | 1:16.356 |
| 96 | 2.579 | 1:22.821 | 8 | 4.227 | 1:18.739 | 8 | 5.561 | 1:17.213 | 8 | 6.674 | 1:16.977 | 8 | 7.078 | 1:16.167 |
| 24 | 2.873 | 1:23.115 | 24 | 5.330 | 1:17.992 | 24 | 7.172 | 1:17.721 | 24 | 8.887 | 1:17.579 | 6 | 10.194 | 1:16.598 |
| 37 | 4.073 | 1:24.315 | 62 | 7.414 | 1:18.603 | 6 | 9.060 | 1:17.319 | 6 | 9.359 | 1:16.163 | 24 | 10.681 | 1:17.557 |
| 62 | 4.346 | 1:24.588 | 6 | 7.620 | 1:18.587 | 4 | 9.632 | 1:17.645 | 4 | 10.869 | 1:17.101 | 4 | 12.256 | 1:17.150 |
| 6 | 4.568 | 1:24.810 | 4 | 7.866 | 1:18.526 | 62 | 10.336 | 1:18.801 | 62 | 12.148 | 1:17.676 | 62 | 14.032 | 1:17.647 |
| 4 | 4.875 | 1:25.117 | 37 | 8.593 | 1:20.055 | 37 | 11.387 | 1:18.673 | 37 | 14.076 | 1:18.553 | 38 | 16.341 | 1:16.765 |
| 46 | 5.722 | 1:25.964 | 12 | 10.786 | 1:19.375 | 12 | 13.327 | 1:18.420 | 38 | 15.339 | 1:17.681 | 37 | 17.650 | 1:19.337 |
| 41 | 6.438 | 1:26.680 | 41 | 11.599 | 1:20.696 | 38 | 13.522 | 1:17.661 | 12 | 16.252 | 1:18.789 | 12 | 18.702 | 1:18.213 |
| 57 | 6.687 | 1:26.929 | 38 | 11.740 | 1:20.160 | 41 | 14.999 | 1:19.279 | 57 | 18.368 | 1:18.738 | 57 | 21.747 | 1:19.142 |
| 12 | 6.946 | 1:27.188 | 57 | 12.546 | 1:21.394 | 57 | 15.494 | 1:18.827 | 40 | 19.396 | 1:19.160 | 40 | 22.533 | 1:18.900 |
| 38 | 7.115 | 1:27.357 | 40 | 12.739 | 1:20.700 | 40 | 16.100 | 1:19.240 | 41 | 19.924 | 1:20.789 | 41 | 23.419 | 1:19.258 |
| 40 | 7.574 | 1:27.816 | 99 | 15.412 | 1:20.740 | 99 | 19.868 | 1:20.335 | 99 | 23.688 | 1:19.684 | 99 | 27.560 | 1:19.635 |
| 14 | 7.978 | 1:28.220 | 25 | 15.703 | 1:20.640 | 25 | 20.231 | 1:20.407 | 14 | 23.860 | 1:18.898 | 14 | 27.739 | 1:19.642 |
| 28 | 8.119 | 1:28.361 | 21 | 17.697 | 1:21.485 | 14 | 20.826 | 1:18.605 | 25 | 24.288 | 1:19.921 | 25 | 28.067 | 1:19.542 |
| 99 | 10.207 | 1:30.449 | 14 | 18.100 | 1:25.657 | 21 | 22.224 | 1:20.406 | 50 | 28.083 | 1:20.942 | 46 | 31.618 | 1:18.863 |
| 25 | 10.598 | 1:30.840 | 50 | 18.618 | 1:22.412 | 50 | 23.005 | 1:20.266 | 46 | 28.518 | 1:18.925 | 50 | 33.081 | 1:20.761 |
| 50 | 11.741 | 1:31.983 | 46 | 22.208 | 1:32.021 | 46 | 25.457 | 1:19.128 | 21 | 30.663 | 1:24.303 | 21 | 35.075 | 1:20.175 |
| 21 | 11.747 | 1:31.989 | 28 | 28.547 | 1:35.963 | 28 | 32.229 | 1:19.561 | 28 | 35.423 | 1:19.058 | 28 | 39.489 | 1:19.829 |
| 138 | 16.174 | 1:36.416 | 138 | 29.973 | 1:29.334 | 138 | 38.841 | 1:24.747 | 138 | 47.772 | 1:24.795 | 138 | 57.031 | 1:25.022 |

CAR 21 - 10 SECOND PENALTY OUT OF POSITION START

Weather / Track : Cloudy / Dry

Anglesey Coastal
Circuit Length = 1.5500 miles
Start: 15:25 End: 15:43



The Pony Express Formula VEE National Championship

RACE 16 - LAP CHART



| Lap 6 | | | Lap 7 | | | Lap 8 | | | Lap 9 | | | Lap 10 | | |
|-------|----------|----------|-------|----------|----------|-------|----------|----------|-------|----------|----------|--------|----------|----------|
| No | Behind | Laptime | No | Behind | Laptime | No | Behind | Laptime | No | Behind | Laptime | No | Behind | Laptime |
| 5 | | 1:15.800 | 5 | | 1:16.118 | 5 | | 1:17.048 | 5 | | 1:19.801 | 5 | | 1:18.778 |
| 2 | 4.460 | 1:16.359 | 2 | 4.794 | 1:16.452 | 2 | 5.175 | 1:17.429 | 2 | 5.044 | 1:19.670 | 2 | 5.824 | 1:19.558 |
| 96 | 6.815 | 1:16.231 | 96 | 7.109 | 1:16.412 | 96 | 7.777 | 1:17.716 | 96 | 7.322 | 1:19.346 | 96 | 7.711 | 1:19.167 |
| 1 | 7.587 | 1:16.484 | 1 | 8.155 | 1:16.686 | 1 | 8.877 | 1:17.770 | 1 | 9.731 | 1:20.655 | 1 | 11.564 | 1:20.611 |
| 8 | 8.228 | 1:16.950 | 8 | 8.640 | 1:16.530 | 6 | 17.269 | 1:21.220 | 138 | 1 LAP | 1:33.164 | 138 | 1 LAP | 1:26.766 |
| 6 | 11.423 | 1:17.029 | 6 | 13.097 | 1:17.792 | 24 | 22.070 | 1:23.590 | 6 | 19.104 | 1:21.636 | 6 | 21.467 | 1:21.141 |
| 24 | 12.723 | 1:17.842 | 24 | 15.528 | 1:18.923 | 4 | 22.537 | 1:22.285 | 4 | 22.547 | 1:19.811 | 38 | 24.138 | 1:18.773 |
| 4 | 14.161 | 1:17.705 | 4 | 17.300 | 1:19.257 | 38 | 23.341 | 1:22.281 | 24 | 23.207 | 1:20.938 | 24 | 24.667 | 1:20.238 |
| 62 | 16.575 | 1:18.343 | 38 | 18.108 | 1:16.856 | 62 | 24.653 | 1:22.108 | 38 | 24.143 | 1:20.603 | 4 | 24.878 | 1:21.109 |
| 38 | 17.370 | 1:16.829 | 62 | 19.593 | 1:19.136 | 12 | 29.996 | 1:22.452 | 62 | 25.002 | 1:20.150 | 62 | 27.391 | 1:21.167 |
| 12 | 21.204 | 1:18.302 | 12 | 24.592 | 1:19.506 | 37 | 30.461 | 1:22.306 | 37 | 31.030 | 1:20.370 | 37 | 32.643 | 1:20.391 |
| 37 | 21.905 | 1:20.055 | 37 | 25.203 | 1:19.416 | 57 | 35.827 | 1:23.671 | 12 | 31.663 | 1:21.468 | 12 | 33.066 | 1:20.181 |
| 57 | 25.296 | 1:19.349 | 57 | 29.204 | 1:20.026 | 41 | 40.700 | 1:25.933 | 57 | 40.402 | 1:24.376 | 57 | 43.390 | 1:21.766 |
| 40 | 25.919 | 1:19.186 | 40 | 29.555 | 1:19.754 | 25 | 45.051 | 1:24.506 | 41 | 42.783 | 1:21.884 | 41 | 44.706 | 1:20.701 |
| 41 | 27.109 | 1:19.490 | 41 | 31.815 | 1:20.824 | 99 | 46.326 | 1:24.171 | 25 | 46.652 | 1:21.402 | 25 | 48.941 | 1:21.067 |
| 14 | 30.688 | 1:18.749 | 14 | 34.074 | 1:19.504 | 40 | 48.302 | 1:35.795 | 99 | 50.133 | 1:23.608 | 14 | 52.781 | 1:21.242 |
| 99 | 33.317 | 1:21.557 | 46 | 37.257 | 1:19.241 | 14 | 48.525 | 1:31.499 | 14 | 50.317 | 1:21.593 | 99 | 53.854 | 1:22.499 |
| 25 | 33.388 | 1:21.121 | 25 | 37.593 | 1:20.323 | 21 | 51.431 | 1:23.589 | 40 | 51.452 | 1:22.951 | 40 | 54.079 | 1:21.405 |
| 46 | 34.134 | 1:18.316 | 99 | 39.203 | 1:22.004 | 28 | 53.686 | 1:23.563 | 21 | 54.889 | 1:23.259 | 21 | 58.539 | 1:22.428 |
| 21 | 39.698 | 1:20.423 | 21 | 44.890 | 1:21.310 | 50 | 1:01.066 | 1:32.871 | 28 | 55.339 | 1:21.454 | 28 | 58.678 | 1:22.117 |
| 50 | 40.427 | 1:23.146 | 50 | 45.243 | 1:20.934 | 46 | 1:09.529 | 1:49.320 | 50 | 1:05.396 | 1:24.131 | 50 | 1:09.971 | 1:23.353 |
| 28 | 43.398 | 1:19.709 | 28 | 47.171 | 1:19.891 | | | | 46 | 1:11.319 | 1:21.591 | | | |
| 138 | 1:05.503 | 1:24.272 | 138 | 1:13.711 | 1:24.326 | | | | | | | | | |

CAR 21 - 10 SECOND PENALTY OUT OF POSITION START

Weather / Track : Cloudy / Dry

Anglesey Coastal
Circuit Length = 1.5500 miles
Start: 15:25 End: 15:43

The Pony Express Formula VEE National Championship

RACE 16 - LAP CHART



| Lap 11 | | | Lap 12 | | | Lap 13 | | |
|--------|----------|----------|--------|----------|----------|--------|----------|----------|
| No | Behind | Laptime | No | Behind | Laptime | No | Behind | Laptime |
| 5 | | 1:18.741 | 5 | | 1:18.176 | 5 | | 1:18.559 |
| 46 | 1 LAP | 1:28.322 | 2 | 5.883 | 1:18.540 | 50 | 1 LAP | 1:24.567 |
| 2 | 5.519 | 1:18.436 | 46 | 1 LAP | 1:23.029 | 2 | 5.777 | 1:18.453 |
| 96 | 7.751 | 1:18.781 | 96 | 9.026 | 1:19.451 | 46 | 1 LAP | 1:21.421 |
| 1 | 12.956 | 1:20.133 | 1 | 15.834 | 1:21.054 | 96 | 10.871 | 1:20.404 |
| 6 | 22.908 | 1:20.182 | 4 | 26.026 | 1:18.775 | 1 | 19.423 | 1:22.148 |
| 38 | 23.663 | 1:18.266 | 24 | 27.197 | 1:20.348 | 4 | 25.795 | 1:18.328 |
| 24 | 25.025 | 1:19.099 | 62 | 29.779 | 1:19.183 | 24 | 27.855 | 1:19.217 |
| 4 | 25.427 | 1:19.290 | 37 | 36.201 | 1:20.161 | 62 | 30.105 | 1:18.885 |
| 62 | 28.772 | 1:20.122 | 12 | 36.555 | 1:20.195 | 12 | 37.716 | 1:19.720 |
| 138 | 1 LAP | 1:31.278 | 6 | 41.720 | 1:36.988 | 37 | 38.162 | 1:20.520 |
| 37 | 34.216 | 1:20.314 | 38 | 41.951 | 1:36.464 | 6 | 41.630 | 1:18.469 |
| 12 | 34.536 | 1:20.211 | 138 | 1 LAP | 1:31.081 | 38 | 41.823 | 1:18.431 |
| 57 | 45.956 | 1:21.307 | 41 | 48.089 | 1:19.851 | 41 | 50.222 | 1:20.692 |
| 41 | 46.414 | 1:20.449 | 57 | 49.690 | 1:21.910 | 57 | 51.744 | 1:20.613 |
| 25 | 50.822 | 1:20.622 | 25 | 52.715 | 1:20.069 | 138 | 1 LAP | 1:28.480 |
| 14 | 54.128 | 1:20.088 | 14 | 56.254 | 1:20.302 | 25 | 55.053 | 1:20.897 |
| 99 | 56.674 | 1:21.561 | 99 | 1:00.267 | 1:21.769 | 14 | 57.241 | 1:19.546 |
| 40 | 56.869 | 1:21.531 | 40 | 1:00.571 | 1:21.878 | 99 | 1:02.219 | 1:20.511 |
| 28 | 1:01.212 | 1:21.275 | 28 | 1:03.015 | 1:19.979 | 40 | 1:02.626 | 1:20.614 |
| 21 | 1:02.566 | 1:22.768 | 21 | 1:06.290 | 1:21.900 | 28 | 1:04.296 | 1:19.840 |
| 50 | 1:14.233 | 1:23.003 | | | | 21 | 1:09.331 | 1:21.600 |

CAR 21 - 10 SECOND PENALTY OUT OF POSITION START

Weather / Track : Cloudy / Dry

Anglesey Coastal
Circuit Length = 1.5500 miles
Start: 15:25 End: 15:43



Invitation Open Wheel RACE 17 - CLASSIFICATION

| POS | NO | CL | NAME | ENTRY | LAPS | TIME | GAP | DIFF | MPH | BEST | ON |
|----------------|-----|----|---------------------|--------------|------|-----------|---------------|-----------|-------|------------|----|
| 1 | 5 | | Dermot NOLAN | Reynard 873 | 11 | 13:06.570 | | | 78.03 | 1:10.526 | 6 |
| 2 | 111 | | David PARKS | Sheane Rover | 11 | 13:38.279 | 31.709 | 31.709 | 75.01 | 1:12.781 | 5 |
| 3 | 99 | | Ray MOORE | Leystone | 10 | 13:08.679 | 1 lap | 1 lap | 70.75 | 1:17.639 | 2 |
| NOT CLASSIFIED | | | | | | | | | | | |
| <i>DNF</i> | 28 | | Aiden BYRNE | Sheane | 8 | 10:56.201 | 3 laps | 2 laps | 68.02 | 1:17.541 | 7 |
| FASTEST LAP | | | | | | | | | | | |
| | 5 | | Dermot NOLAN | Reynard 873 | 6 | 1:10.526 | | 79.12 mph | | 127.33 kph | |

Weather / Track : Cloudy / Dry
These results are provisional until the conclusion of any judicial and technical matters.

Anglesey Coastal
Circuit Length = 1.5500 miles
Start: 16:19 End: 16:33

| | | | |
|-------------------|--|--------------|--|
| Clerk of Course : | | Timekeeper : | |
|-------------------|--|--------------|--|

**Invitation Open Wheel
RACE 17 - LAP CHART**



| Lap 1 | | | Lap 2 | | | Lap 3 | | | Lap 4 | | | Lap 5 | | |
|-------|--------|----------|-------|--------|----------|-------|--------|----------|-------|--------|----------|-------|--------|----------|
| No | Behind | Laptime | No | Behind | Laptime | No | Behind | Laptime | No | Behind | Laptime | No | Behind | Laptime |
| 5 | | 1:14.390 | 5 | | 1:10.881 | 5 | | 1:11.792 | 5 | | 1:11.074 | 5 | | 1:11.310 |
| 111 | 1.114 | 1:15.504 | 111 | 3.143 | 1:12.910 | 111 | 10.442 | 1:19.091 | 111 | 13.338 | 1:13.970 | 111 | 14.809 | 1:12.781 |
| 28 | 8.530 | 1:22.920 | 99 | 15.783 | 1:17.639 | 99 | 22.409 | 1:18.418 | 28 | 29.418 | 1:17.659 | 99 | 36.389 | 1:17.792 |
| 99 | 9.025 | 1:23.415 | 28 | 16.178 | 1:18.529 | 28 | 22.833 | 1:18.447 | 99 | 29.907 | 1:18.572 | 28 | 36.720 | 1:18.612 |

Weather / Track : Cloudy / Dry

Anglesey Coastal
Circuit Length = 1.5500 miles
Start: 16:19 End: 16:33

**Invitation Open Wheel
RACE 17 - LAP CHART**



| Lap 6 | | | Lap 7 | | | Lap 8 | | | Lap 9 | | | Lap 10 | | |
|-------|--------|----------|-------|--------|----------|-------|--------|----------|-------|----------|----------|--------|--------|----------|
| No | Behind | Laptime | No | Behind | Laptime | No | Behind | Laptime | No | Behind | Laptime | No | Behind | Laptime |
| 5 | | 1:10.526 | 5 | | 1:11.286 | 5 | | 1:11.264 | 5 | | 1:11.575 | 5 | | 1:10.656 |
| 111 | 18.326 | 1:14.043 | 111 | 20.519 | 1:13.479 | 111 | 23.194 | 1:13.939 | 28 | 1 LAP | 1:44.320 | 111 | 29.445 | 1:14.953 |
| 99 | 43.920 | 1:18.057 | 28 | 50.622 | 1:17.541 | 99 | 59.084 | 1:19.038 | 111 | 25.148 | 1:13.529 | | | |
| 28 | 44.367 | 1:18.173 | 99 | 51.310 | 1:18.676 | | | | 99 | 1:05.603 | 1:18.094 | | | |

Weather / Track : Cloudy / Dry

Anglesey Coastal
Circuit Length = 1.5500 miles
Start: 16:19 End: 16:33

Invitation Open Wheel RACE 17 - LAP CHART



| Lap 11 | | |
|--------|--------|----------|
| No | Behind | Laptime |
| 5 | | 1:11.816 |
| 99 | 1 LAP | 1:18.978 |
| 111 | 31.709 | 1:14.080 |

Weather / Track : Cloudy / Dry

Anglesey Coastal
Circuit Length = 1.5500 miles
Start: 16:19 End: 16:33